


DCH 379

ELIZABETH
DAVID

WARBURG INST



1904658445



ART of COOKERY,

M A D E

P L A I N and E A S Y;

Which far exceeds any Thing of the Kind yet published.

379

C O N T A I N I N G,

- | | |
|--|--|
| <p>I. How to Roast and Boil to Perfection every Thing necessary to be sent up to Table.</p> <p>II. Of Made-dishes.</p> <p>III. How expensive a French Cook's Sauce is.</p> <p>IV. To make a Number of pretty little Dishes for a Supper or Side-dish, and little Corner-dishes for a great Table.</p> <p>V. To dress Fish.</p> <p>VI. Of Soops and Broths.</p> <p>VII. Of Puddings.</p> <p>VIII. Of Pies.</p> <p>IX. For a Lent Dinner; a Number of good Dishes, which you may make use of at any other Time.</p> <p>X. Directions to prepare proper Food for the Sick.</p> <p>XI. For Captains of Ships; how to make all useful Things for a Voyage; and setting out a Table on board a Ship.</p> | <p>XII. Of Hogs Puddings, Sausages, &c.</p> <p>XIII. To pot and make Hams, &c.</p> <p>XIV. Of Pickling.</p> <p>XV. Of making Cakes, &c.</p> <p>XVI. Of Cheese-cakes, Creams, Jellies, Whip-Syllabubs, &c.</p> <p>XVII. Of made Wines, Brewing, French Bread, Muffins, &c.</p> <p>XVIII. Jarring Cherries and Preserves, &c.</p> <p>XIX. To make Anchovies, Vermicella, Catchup, Vinegar, and to keep Artichokes, French Beans, &c.</p> <p>XX. Of Distilling.</p> <p>XXI. How to Market; the Seasons of the Year for Butchers Meat, Poultry, Fish, Herbs, Roots, and Fruit.</p> <p>XXII. A certain Cure for the Bite of a Mad-Dog. By Dr. Mead.</p> <p>XXIII. A Receipt to keep clear from Buggs.</p> |
|--|--|

To which are added,

By Way of APPENDIX,

One hundred and fifty New and Useful RECEIPTS,

And a COPIOUS INDEX.

By a L A D Y.

The N I N T H E D I T I O N.

L O N D O N:

Printed for A. MILLAR, J. and R. TONSON, W. STRAHAN,
T. CASLON, T. DURHAM, and W. NICOLL.

M.DCC.LXV.

[Price bound Five Shillings.]

1765

THE ART OF COOKING

IN TWO VOLUMES

THE FIRST PART

OF THE ART OF COOKING

AND THE ART OF BAKING

AND THE ART OF PRESERVING

AND THE ART OF DRESSING

AND THE ART OF SERVING

AND THE ART OF CLEANING

AND THE ART OF POLISHING

AND THE ART OF MENDING

AND THE ART OF REPAIRING

AND THE ART OF RESTORING

AND THE ART OF PRESERVING

AND THE ART OF CLEANING

AND THE ART OF POLISHING

AND THE ART OF MENDING

AND THE ART OF REPAIRING

AND THE ART OF RESTORING

AND THE ART OF PRESERVING

AND THE ART OF CLEANING

AND THE ART OF POLISHING

AND THE ART OF MENDING

AND THE ART OF REPAIRING

AND THE ART OF RESTORING

AND THE ART OF PRESERVING



T O T H E
R E A D E R.

I Believe I have attempted a branch of Cookery, which nobody has yet thought worth their while to write upon: but as I have both seen, and found, by experience, that the generality of servants are greatly wanting in that point, therefore I have taken upon me to instruct them in the best manner I am capable; and, I dare say, that every servant who can but read will be capable of making a tolerable good cook, and those who have the least notion of Cookery can't miss of being very good ones.

If I have not wrote in the high polite style, I hope I shall be forgiven; for my intention is to instruct the lower sort, and therefore must treat them in their own way. For example: when I bid them lard a fowl, if I should bid them lard with large lardoons, they would not know what I meant; but when I say they must lard with little pieces of bacon, they know what I mean. So, in many other things in Cookery, the great cooks have such a high way of expressing them-

themselves, that the poor girls are at a loss to know what they mean: and in all Receipt Books yet printed, there are such an odd jumble of things as would quite spoil a good dish; and indeed some things so extravagant, that it would be almost a shame to make use of them, when a dish can be made full as good, or better, without them. For example: when you entertain ten or twelve people, you shall use for a cullis, a leg of veal and a ham; which, with the other ingredients, makes it very expensive, and all this only to mix with other sauce. And again, the essence of ham for sauce to one dish; when I will prove it, for about three skillings I will make as rich and high a sauce as all that will be, when done. For example;

Take a large deep stew-pan, half a pound of bacon, fat and lean together, cut the fat and lay it over the bottom of the pan; then take a pound of veal, cut it into thin slices, beat it well with the back of a knife, lay it all over the bacon; then have six penny-worth of the coarse lean part of the beef cut thin and well beat, lay a layer of it all over, with some carrot, then the lean of the bacon cut thin and laid over that: then cut two onions and strew over, a bundle of sweet-herbs, four or five blades of mace, six or seven cloves, a spoonful of whole pepper, black and white together, half a nutmeg beat, a pigeon beat all to pieces, lay that all over, half an ounce of truffles and morels, then the rest of your beef, a good crust of bread toasted very brown and dry on both sides; you may add an old cock beat to pieces; cover it
close,

close, and let it stand over a slow fire two or three minutes, then pour in boiling water enough to fill the pan; cover it close, and let it stew till it is as rich as you would have it, and then strain off all that sauce. Put all your ingredients together again, fill the pan with boiling water, put in a fresh onion, a blade of mace, and a piece of carrot; cover it close, and let it stew till it is as strong as you want it. This will be full as good as the essence of ham for all sorts of fowls, or indeed most made-dishes, mixed with a glass of wine, and two or three spoonfuls of catchup. When your first gravy is cool, skim off all the fat, and keep it for use.—*This falls far short of the expence of a leg of veal and a ham, and answers every purpose you want.*

If you go to market, the ingredients will not come to above half a crown; or for about eighteen-pence you may make as much good gravy as will serve twenty people.

Take twelve penny-worth of coarse lean beef, which will be six or seven pounds, cut it all to pieces, flour it well, take a quarter of a pound of good butter, put it into a little pot or large deep stew-pan, and put in your beef: keep stirring it, and when it begins to look a little brown, pour in a pint of boiling water; stir it all together, put in a large onion, a bundle of sweet-herbs, two or three blades of mace, five or six cloves, a spoonful of whole pepper, a crust of bread toasted, and a piece of carrot; then pour in four or five quarts of water, stir all together, cover close, and let it stew till it is

as rich as you would have it ; when enough, strain it off, mix with it two or three spoonfuls of catchup, and half a pint of white wine ; then put all the ingredients together again, and put in two quarts of boiling water, cover it close, and let it boil till there is about a pint ; strain it off well, add it to the first, and give it a boil altogether. This will make a great deal of rich good gravy.

You may leave out the wine, according to what use you want it for ; so that really one might have a genteel entertainment, for the price the sauce of one dish comes to : but if gentlemen will have French cooks, they must pay for French tricks.

A Frenchman in his own country would dress a fine dinner of twenty dishes, and all genteel and pretty, for the expence he will put an English lord to for dressing one dish. But then there is the little petty profit. I have heard of a cook that used six pounds of butter to fry twelve eggs ; when every body knows (that understands cooking) that half a pound is full enough, or more than need be used : but then it would not be French. So much is the blind folly of this age, that they would rather be imposed on by a French booby, than give encouragement to a good English cook !

*I doubt I shall not gain the esteem of those gentlemen ; however, let that be as it will, it little concerns me ; but should I be so happy as to gain the good opinion of my own sex, I desire no more ; that will be a full recompence for all my trouble ; and I only beg
the*

The favour of every lady to read my Book throughout before they censure me, and then I flatter myself I shall have their approbation.

I shall not take upon me to meddle in the physical way farther than two receipts, which will be of use to the public in general: one is for the bite of a mad dog: and the other, if a man should be near where the plague is, he shall be in no danger; which, if made use of, would be found of very great service to those who go abroad.

Nor shall I take upon me to direct a lady in the œconomy of her family; for every mistress does, or at least ought to know, what is most proper to be done there; therefore I shall not fill my Book with a deal of nonsense of that kind, which I am very well assured none will have regard to.

I have indeed given some of my dishes French names to distinguish them, because they are known by those names: and where there is great variety of dishes, and a large table to cover, so there must be variety of names for them; and it matters not whether they be called by a French, Dutch, or English name, so they are good, and done with as little expence as the dish will allow of.

Nor shall I take upon me to direct a lady how to set out her table; for that would be impertinent and lessening her judgment in the œconomy of her family. I hope she will here find every thing necessary for her cook, and her own judgment will tell

her how they are to be placed. Nor indeed do I think it would be pretty to see a lady's table set out, after the direction of a Book.

I shall say no more, only hope my Book will answer the ends I intend it for; which is to improve the servants, and save the ladies a great deal of trouble.

T H E

C O N T E N T S.

C H A P. I.

Of roasting, boiling, &c.

	pag.		pag.
B E E F	2	Directions concerning the sauce	8
Mutton and lamb	ib	for steaks	8
Veal	ib	General directions concerning	ib
Pork	3	broiling	ib
To roast a pig	ib	General directions concerning	ib
Different sorts of sauce for a pig	4	boiling	ib
To roast the hind quarter of a	4	To boil a ham	ib
pig, lamb fashion	ib	To boil a tongue	ib
To bake a pig	ib	To boil fowls and house-lamb	9
To melt butter	5	Sauce for a boil'd turkey	ib
To roast geese, turkies, &c.	ib	Sauce for a boil'd goose	ib
Sauce for a goose	ib	Sauce for boil'd ducks or rabbits	ib
Sauce for a turkey	ib	To roast venison	10
Sauce for fowls	ib	Different sorts of sauce for veni-	ib
Sauce for ducks	ib	son	ib
Sauce for pheasants and partridges	ib	To roast mutton, venison fashion	ib
Sauce for larks	ib	To keep venison or hare sweet,	ib
To roast woodcocks and snipes	6	or to make them fresh when	ib
To roast a pigeon	ib	they stink	ib
To broil a pigeon	ib	To roast a tongue or udder	11
Directions for geese and ducks	ib	To roast rabbits	ib
To roast a hare	ib	To roast a rabbit hare fashion	ib
Different sorts of sauce for a hare	7	Turkies, pheasants, &c. may be	ib
To broil steaks	ib	larded	ib
		To roast a fowl, pheasant fashion	ib

Rules

C O N T E N T S.

	pag.		pag.
Rules to be observed in roasting	12	To dress cabbages, &c.	15
Beef	ib	To dress carrots	ib
Mutton	ib	To dress turnips	16
Pork	ib	To dress parsnips	ib
Directions concerning beef, mut-	ib	To dress brockala	ib
ton, and pork	ib	To dress potatoes	ib
Veal	13	To dress cauliflowers	17
House-lamb	ib	To dress French beans	ib
A pig	ib	To dress artichokes	ib
A hare	ib	To dress asparagus	ib
A turkey	ib	Directions concerning garden	18
A goose	ib	things	18
Fowls	14	To dress beans and bacon	ib
Tame ducks	ib	To make gravy for a turkey, or	ib
Teal, wigeon, &c.	ib	any sort of fowl	ib
Wild ducks	ib	To draw mutton, beef, or veal	ib
Woodcocks, snipes, and partridges	ib	gravy	ib
Pigeons and larks	ib	To burn butter for thickening of	19
Directions concerning poultry	ib	saucé	19
To keep meat hot	ib	To make gravy	ib
To dress greens, roots, &c.	15	To make gravy for soups, &c.	ib
To dress spinach	ib	To bake a leg of beef	20
		To bake an ox's head	ib
		To boil pickled pork	ib

C H A P. II.

Made-Dishes.

	pag.		pag.
T O dress Scotch collops	21	To make a brown fricasey	22
To dress white Scotch col-	ib	To make a white fricasey	23
lops	ib	To fricasey chickens, rabbits,	ib
To dress a fillet of veal with col-	ib	lamb, veal, &c.	ib
lops, &c.	ib	A second way to make a white	ib
To make force meat balls	ib	fricasey	ib
Truffles and morels, good in	22	A third way of making a white	24
saucés and soup	22	fricasey	24
To stew ox-palates	ib	To fricasey rabbits, lamb, sweet-	ib
To ragoo a leg of mutton	ib	bread, or tripe	ib

	pag.		pag.
Another way to fricasey tripe	24	To stew beef steaks	38
To ragoo hog's feet and ears	25	To fry beef steaks	ib
To fry tripe	ib	A second way to fry beef steaks	ib
To stew tripe	ib	Another way to do beef steaks	39
A fricasey of pigeons	ib	A pretty side dish of beef	ib
A fricasey of lambstones and sweetbreads	26	To dress a fillet of beef	ib
To hash a calf's head	ib	Beef steaks roll'd	ib
To hash a calf's head white	27	To stew a rump of beef	40
To bake a calf's head	ib	Another way to stew a rump of beef	ib
To bake a sheep's head	28	Portugal beef	41
To dress a lamb's head	ib	To stew a rump of beef, or the briscuit, the French way	ib
To ragoo a neck of veal	ib	To stew beef gobbets	ib
To ragoo a breast of veal	29	Beef royal	42
Another way to ragoo a breast of veal	ib	A tongue and udder forced	ib
A breast of veal in hodge-podge	ib	To fricasey neats tongues	ib
To collar a breast of veal	30	To force a tongue	43
To collar a breast of mutton	31	To stew neats tongues whole	ib
Another good way to dress a breast of mutton	ib	To fricasey ox-palates	ib
To force a leg of lamb	ib	To roast ox-palates	ib
To boil a leg of lamb	ib	To dress a leg of mutton a la royale	44
To force a large fowl	32	A leg of mutton a la hautgout	ib
To roast a turkey the genteel way	ib	To roast a leg of mutton with oysters	45
To stew a turkey or fowl	ib	To roast a leg of mutton with cockles	ib
To stew a knuckle of veal	33	A shoulder of mutton in epigram	ib
Another way to stew a knuckle of veal	ib	A harrico of mutton	ib
To ragoo a piece of beef	ib	To French a hind-saddle of mut- ton	45
To force the inside of a surloin of beef	34	Another French way, call'd St. Menehout	46
To force the inside of a rump of beef	ib	Cutlets a la Maintenon, a very good dish	ib
A roll'd rump of beef	35	To make a mutton hash	47
To boil a rump of beef the French fashion	ib	To dress pig's petty-toes	ib
Beef escarlot	36	A second way to roast a leg of mutton with oysters	ib
Beef a la daub	ib	To dress a leg of mutton to eat like venison	48
Beef a la mode in pieces	ib	To dress mutton the Turkish way	ib
Beef a la mode the French way	ib		A
Beef olives	37		
Veal olives	ib		
Beef collops	ib		

C O N T E N T S.

	pag.		pag.
A shoulder of mutton with a rago goo of turnips	48	To dress a pig like a fat lamb	ib
To stuff a leg or shoulder of mut- ton	49	To roast a pig with the hair on	ib
Sheep rumps, with rice	ib	To roast a pig with the skin on	64
To bake lamb and rice	50	To make a pretty dish of a breast of venison	ib
Baked mutton chops	ib	To boil a haunch or neck of ve- nison	65
A forced leg of lamb	ib	To boil a leg of mutton like ve- nison	ib
To fry a loin of lamb	51	To roast tripe	66
Another way of frying a neck or loin of lamb	ib	To dress poultry	ib
To make a rago of lamb	52	To roast a turkey	ib
To stew a lamb's or calf's head	ib	To make mock oyster sauce, ei- ther for turkies or fowls boil'd	67
To dress veal a la bourgeois	53	To make mushroom sauce for white fowls of all sorts	ib
A disguised leg of veal and bacon	ib	Mushroom sauce for white fowls boil'd	ib
A pillaw of veal	ib	To make celery-sauce, either for roasted or boil'd fowls, turkies, partridges, or any other game	ib
Bombarded veal	54	To make brown celery-sauce	68
Veal rolls	ib	To stew a turkey or fowl in ce- lery-sauce	ib
Olives of veal the French way	55	To make egg sauce, proper for roasted chickens	ib
Scotch collops à la Françoisise	ib	Shalot-sauce for roasted fowls	ib
To make a savoury dish of veal	ib	Shalot sauce for a scrag of mutton boil'd	69
Scotch collops larded	ib	To dress livers with mushroom- sauce	ib
To do them white	56	A pretty little sauce	ib
Veal blanquets	ib	To make lemon-sauce for boil'd fowls	ib
A shoulder of veal a la Piemon- toise	ib	A German way of dressing fowls	ib
A calf's head surprise	57	To dress a turkey or fowl to per- fection	70
Sweet-breads of veal a la dau- phine	ib	To stew a turkey brown	ib
Another way to dress sweet-breads	58	To stew a turkey brown the nice way	ib
Calf's chitterlings or andouilles	ib		A
To dress calf's chitterlings curi- ously	59		
To dress ham a la braise	ib		
To roast a ham or gammon	60		
To stuff a chine of pork	ib		
Various ways of dressing a pig	ib		
A pig in jelly	62		
To dress a pig the French way	ib		
To dress a pig au perc douillet	ib		
A pig matelote	63		

	pag.		pag.
A fowl a la braise	71	To boil pigeons	85
To force a fowl	ib	To a la daube-pigeons	ib
To roast a fowl with chefnuts	72	Pigeons au poir	86
Pullets a la Sainte Menehout	ib	Pigeons stoved	ib
Chicken surprize	73	Pigeons furtout	ib
Mutton chops in disguise	ib	Pigeons in compote with white sauce	87
Chickens roasted with force-meat and cucumbers	74	A French pupton of pigeons	ib
Chickens a la braise	ib	Pigeons boil'd with rice	ib
To marinate fowls	75	Pigeons transmogrified	88
To broil chickens	ib	Pigeons in fricandos	ib
Pull'd chickens	ib	To roast pigeons with a farce	ib
A pretty way of stewing chickens	76	To dress pigeons a soleil	89
Chickens chiringrate	ib	Pigeons in a hole	ib
Chickens boiled with bacon and celery	77	Pigeons in pimblico	ib
Chickens with tongues. A good dish for a great deal of compa- ny	ib	To jugg pigeons	ib
Scotch chickens	ib	To stew pigeons	90
To marinate chickens	78	To dress a calf's liver in a caul	ib
To stew chickens	ib	To roast a calf's liver	91
Ducks a la mode	ib	To roast partridges	ib
To dress a wild duck the best way	ib	To boil partridges	ib
To boil a duck or rabbit with onions	79	To dress partridges a la braise	92
To dress a duck with green peas	ib	To make partridge pains	ib
To dress a duck with cucumbers	80	To roast pheasants	93
To dress a duck a la braise	ib	A stew'd pheasant	ib
To boil ducks the French way	81	To dress a pheasant a la braise	94
To dress a goose with onions or cabbage	ib	To boil a pheasant	ib
Directions for roasting a goose	ib	To roast snipes or woodcocks	ib
A green goose	82	Snipes in a furtout, or woodcocks	95
To dry a goose	ib	To boil snipes or woodcocks	ib
To dress a goose in ragoo	ib	To dress ortolans	96
A goose a la mode	83	To dress ruffs and reiffs	ib
To stew giblets	ib	To dress larks	ib
Another way	84	To dress plovers	ib
To roast pigeons	ib	To dress larks, pear fashion	97
		To dress a hare	ib
		A jugg'd hare	ib
		To scare a hare	ib
		To stew a hare	98
		A hare civet	ib
		Portuguese rabbits	ib
		Rabbits surprize	ib

C O N T E N T S.

	pag.		pag.
To boil rabbits	99	To boil the rice	101
To dress rabbits in cassérole	ib	To make a pellow the India way	ib
Mutton kebob'd	100	Another way to make a pellow	102
A neck of mutton, call'd the hasty-dish	ib	To make essence of ham	ib
To dress a loin of pork with o- nions	101	Rules to be observed in all made- dishes	ib
To make a currey the Indian way	ib		

C H A P. III.

*Read this Chapter, and you will find how expensive a
French cook's sauce is.*

	pag.		pag.
T HE French way of dressing partridges	103	Cullis the Italian way	105
To make essence of ham	104	Cullis of crawfish	ib
A cullis for all sorts of ragoo	ib	A white cullis	106
A cullis for all sorts of butcher's meat	ib	Sauce for a brace of partridges, pheasants, or any thing you please	ib

C H A P. IV.

To make a number of pretty little dishes fit for a supper, or side-dish, and little corner-dishes for a great table; and the rest you have in the chapter for Lent.

	pag.		pag.
H OG's ears forced	107	Savoys forced and stew'd	113
To force cocks combs	ib	To force cucumbers	ib
To preserve cocks combs	ib	Fried saufages	ib
To preserve or pickle pigs feet and ears	108	Collops and eggs	ib
To pickle ox-palates	ib	To dress cold fowl or pigeon	114
To stew cucumbers	109	To mince veal	ib
To ragoo cucumbers	ib	To fry cold veal	ib
A fricasey of kidney beans	ib	To toss up cold veal white	ib
To dress Windsor beans	ib	To hash cold mutton	115
To make jumballs	ib	To hash mutton like venison	ib
To make a ragoo of onions	110	To make collops of cold beef	ib
A ragoo of oysters	ib	To make a florentine of veal	ib
A ragoo of asparagus	ib	To make salamongundy	116
A ragoo of livers	111	Another way	ib
To ragoo cauliflowers	ib	A third salamongundy	117
Stew'd pease and lettuce	ib	To make little pasties	ib
Cod-sounds broil'd with gravy	112	Petit patties for garnishing of dishes	ib
A forced cabbage	ib	Ox palate baked	118
Stew'd red cabbage	ib		

C H A P. V.

Of dressing fish.

	pag.		pag.
F ISH-sauce with lobster	118	To make anchovy-sauce	119
To make shrimp-sauce	119	To dress a brace of carp	ib
To make oyster-sauce	ib		

C O N T E N T S.

C H A P. VI.

Of soups and broths.

	pag.		pag.
T O make strong broths for soups or gravy	120	A crawfish soup	122
Gravy for white sauce	121	A good gravy soup	ib
Gravy for turkey, fowl, or rago	ib	A green pease soup	124
Gravy for a fowl, when you have no meat or gravy ready	ib	A white pease soup	125
To make mutton or veal gravy	122	Another way to make it	ib
To make strong fish gravy	ib	A chefnut soup	ib
To make plumb-porridge for Christmas	ib	To make mutton broth	126
To make strong broth to keep for use	123	Beef broth	ib
		To make Scotch barley broth	ib
		To make hodge-podge	127
		To make pocket soup	ib
		To make portable soup	128
		Rules to be observed in making soups and broths	129

C H A P. VII.

Of puddings.

	pag.		pag.
A N oat pudding to bake	130	A steak pudding	132
To make a calf's foot pudding	ib	A vermicella pudding with marrow	ib
To make a pith pudding	ib	Sweet dumplings	133
To make a marrow pudding	131	An Oxford pudding	ib
A boil'd sweet pudding	ib	Rules to be observed in making puddings, &c.	ib
A boiled plumb pudding	ib		
A Yorkshire pudding	131		

C H A P. VIII.

Of Pies.

	pag.		pag.
T O make a very fine sweet lamb or veal pye	134	A goose pye	140
To make a pretty sweet lamb or veal pye	ib	To make a venison pasty	ib
A flavory veal pye	ib	A calf's head pye	141
To make a flavory lamb or veal pye	135	To make a tort	142
To make a calf's foot pye	ib	To make mince pies the best way	ib
To make an olive pye	ib	Tort de moy	143
To season an egg pye	136	To make orange or lemon tarts	ib
To make a mutton pye	ib	To make different sorts of tarts	144
A beef steak pye	ib	Paste for tarts	ib
A ham pye	ib	Another paste for tarts	ib
To make a pigeon pye	137	Puff-paste	145
To make a gibley pye	ib	A good crust for great pies	ib
To make a duck pye	ib	A standing crust for great pies	ib
A chicken pye	138	A cold crust	ib
A Cheshire pork pye	ib	A dripping crust	ib
A Devonshire squab pye	ib	A crust for custards	ib
An ox-cheek pye	139	Paste for crackling crust	146
A Shropshire pye	ib		
A Yorkshire Christmas pye	ib		

C H A P. IX.

For a fast-dinner, a number of good dishes, which you may make use of for a table at any other time.

	pag.		pag.
A Pease soop	146	To make onion soop	148
A green pease soop	147	To make an eel soop	ib
Another green pease soop	ib	To make a crawfish soop	ib
Soop meagre	ib	To make mussel soop	149
			To

C O N T E N T S.

	pag.		pag.
To make a scate or thornback soop	150	To make a pupton of apples	161
To make an oyster soop	ib	To make black caps	ib
To make an almond soop	ib	To bake apples whole	ib
To make a rice soop	151	To stew pears	ib
To make a barley soop	ib	To stew pears in a saucepan	162
To make a turnip soop	ib	To stew pears purple	ib
To make an egg soop	152	To stew pippins whole	ib
To make pease porridge	ib	A pretty made-dish	ib
To make a white pot	ib	To make kickshaws	163
To make a rice white pot	ib	Pain perdu, or cream toasts	ib
To make rice milk	153	Salamongundy for a middle-dish at supper	ib
To make an orange fool	ib	To make a tansey	164
To make a Westminster fool	ib	Another way	ib
To make a gooseberry fool	ib	To make hedge-hog	ib
To make surmity	154	Another way	165
To make plumb-porridge or bar- ley gruel	ib	To make pretty almond puddings	166
Butter'd wheat	ib	To make fried toasts	ib
Plumb gruel	ib	To stew a brace of carp	ib
A flour hasty-pudding	ib	To fry carp	167
An oatmeal hasty-pudding	155	To bake carp	ib
An excellent sack posset	ib	To fry tench	168
Another sack posset	ib	To roast a cod's head	ib
A fine hasty-pudding	ib	To boil a cod's head	169
To make hasty-fritters	156	To stew cod	ib
Fine fritters	ib	To fricasey cod	170
Another way	ib	To bake a cod's head	ib
Apple fritters	ib	To boil shrimps, cod, salmon, whiting, or haddocks	171
Curd fritters	157	Or oyster-sauce made thus	ib
Fritters royal	ib	To dress little fish	ib
Skirret fritters	ib	To broil mackrel	172
White fritters	ib	To broil weavers	ib
Water fritters	158	To boil turbutt	ib
Syringed fritters	ib	To bake turbutt	ib
Vine leaves fritters	ib	To dress a jole of pickled salmon	173
Clary fritters	159	To broil salmon	ib
Apple frazes	ib	To broil mackrel whole	174
Almond fraze	ib	To broil herrings	ib
Pancakes	ib	To fry herrings	ib
Fine pancakes	160	To dress herrings and cabbage	ib
A second sort of fine pancakes	ib	To make water-sokey	175
A third sort	ib	To stew eels	ib
A fourth sort, called a quire of paper	ib	To stew eels with broth	ib
Rice pancakes	161	To	

C O N T E N T S.

	pag.		pag.
To dress a pike	175	Another way to stew mussels	187
To broil haddocks, when they are in high season	176	A third way to dress mussels	ib
To broil codsounds	ib	To stew scollops	ib
To fricasey cod-sounds	ib	To ragoo oysters	188
To dress salmon au court-bouil- lon	177	To ragoo endive	ib
To dress salmon à la braise	ib	To ragoo French beans	189
Salmon in cases	178	To make good brown gravy	ib
To dress flat fish	ib	To fricasey skirrets	ib
To dress salt-fish	ib	Chardoons fried and butter'd	190
To dress lampreys	179	Chardoons a la framage	ib
To fry lampreys	ib	To make a Scotch rabbit	ib
To pitchcock eels	ib	To make a Welch rabbit	ib
To fry eels	ib	To make an English rabbit	ib
To broil eels	ib	Or do it thus	ib
To farce eels with white sauce	180	Sorrel with eggs	191
To dress eels with brown sauce	ib	A fricasey of artichoke-bottoms	ib
To roast a piece of fresh sturgeon	ib	To fry artichokes	ib
To roast a fillet or collar of stur- geon	181	A white fricasey of mushrooms	ib
To boil sturgeon	ib	To make butter'd loaves	ib
To crimp cod the Dutch way	182	Brockely and eggs	192
To crimp scate	ib	Asparagus and eggs	ib
To fricasey scate or thornback white	ib	Brockely in sallad	ib
To fricasey it brown	ib	To make potatoe cakes	ib
To fricasey soals white	183	A pudding made thus	193
To fricasey soals brown	ib	To make potatoes like a collar of veal or mutton	ib
To boil soals	184	To broil potatoes	ib
To make a collar of fish in ragoo, to look like a breast of veal collar'd	ib	To fry potatoes	ib
To butter crabs or lobsters	185	Mashed potatoes	ib
To butter lobsters another way	ib	To grill shrimps	ib
To roast lobsters	ib	Butter'd shrimps	194
To make a fine dish of lobsters	186	To dress spinach	ib
To dress a crab	ib	Stew'd spinach and eggs	ib
To stew prawns, shrimps, or crawfish	ib	To boil spinach, when you have no room on the fire to do it by itself	194
To make collops of oysters	ib	Asparagus forced in French rolls	195
To stew mussels	187	To make oyster loaves	ib
		To stew parsnips	ib
		To mash parsnips	ib
		To stew cucumbers	ib
		To ragoo French beans	196
		a z	A ragoo

C O N T E N T S.

	pag.		pag.
A ragoo of beans, with a force	196	To make a third orange pudding	208
Or this way, beans ragoo'd with a cabbage	197	To make a fourth orange pud- ding	ib
Beans ragoo'd with parsnips	ib	To make a lemon pudding	ib
Beans ragoo'd with potatoes	ib	To make an almond pudding	ib
To ragoo celery	198	To boil an almond pudding	209
To ragoo mushrooms	ib	To make a segoe pudding	ib
A pretty dish of eggs	ib	To make a millet pudding	ib
Eggs a la tripe	199	To make a carrot pudding	ib
A fricasey of eggs	ib	A second carrot pudding	210
A ragoo of eggs	ib	To make a cowslip pudding	ib
To broil eggs	200	To make a quince, apricot, or white pear-plumb pudding	ib
To dress eggs with bread	ib	To make a pearl barley pudding	ib
To farce eggs	ib	To make a French barley pud- ding	211
Eggs with lettuce	ib	To make an apple pudding	ib
To fry eggs as round as balls	201	To make an Italian pudding	ib
To make an egg as big as twenty	ib	To make a rice pudding	ib
To make a grand dish of eggs	ib	A second rice pudding	212
To make a pretty dish of whites of eggs	202	A third rice pudding	ib
To dress beans in ragoo	ib	To boil a custard pudding	ib
An amulet of beans	203	To make a flour pudding	ib
To make a bean tansey	ib	To make a batter pudding	213
To make a water tansey	ib	To make a batter pudding with- out eggs	ib
Pease Françoise	ib	To make a grateful pudding	ib
Green pease with cream	204	A bread pudding	ib
A farce meagre cabbage	ib	To make a fine bread pudding	214
To farce cucumbers	205	To make an ordinary bread pud- ding	ib
To stew cucumbers	ib	To make a baked bread pudding	ib
Fried celery	ib	To make a boiled loaf	215
Celery with cream	206	To make a chefnut pudding	ib
Cauliflowers fried	ib	To make a fine plain baked pud- ding	ib
To make an oatmeal pudding	ib	To make a pretty little cheefe- curd pudding	ib
To make a potatoe pudding	ib	To make an apricot pudding	216
To make a second potatoe pud- ding	207	To make the Ipswich almond pudding	ib
To make a third sort of potatoe pudding	ib	To	To
To make an orange pudding	ib		
To make a second sort of orange pudding	ib		

C O N T E N T S,

pag.	pag.
To make a vermicella pudding	A florendine of oranges or apples
216	223
Puddings for little dishes	To make an artichoke pye
217	ib
To make a sweet-meat pudding	To make a sweet egg pye
ib	ib
To make a fine plain pudding	To make a potatoe pye
ib	224
To make a ratafia pudding	To make an onion pye
218	ib
To make a bread and butter pudding	To make an orangeado pye
ib	ib
To make a boiled rice pudding	To make a skirret pye
ib	ib
To make a cheap rice pudding	To make an apple pye
ib	225
To make a cheap plain rice pudding	To make a cherry pye
219	ib
To make a cheap baked rice pudding	To make a salt-fish pye
ib	ib
To make a spinach pudding	To make a carp pye
ib	226
To make a quaking pudding	To make a foal pye
ib	ib
To make a cream pudding	To make an eel pye
ib	227
To make a prune pudding	To make a flounder pye
ib	ib
To make a spoonful pudding	To make a herring pie
ib	ib
To make an apple pudding	To make a salmon pie
ib	ib
To make yeast dumplings	To make a lobster pye
221	228
To make Norfolk dumplings	To make a mussel pye
ib	ib
To make hard dumplings	To make Lent mince pies
221	ib
Another way to make hard dumplings	To collar salmon
ib	ib
To make apple dumplings	To collar eels
222	229
Another way to make apple dumplings	To pickle or bake herrings
ib	ib
To make a cheefe-curd florendine	To pickle or bake mackrel to
ib	keep all the year
	ib
	To soufe mackrel
	230
	To pot a lobster
	ib
	To pot eels
	231
	To pot lampreys
	ib
	To pot chars
	ib
	To pot a pike
	ib
	To pot salmon
	232
	Another way to pot salmon
	ib

C O N T E N T S.

C H A P. X.

Directions for the sick.

<p>TO make mutton broth pag. 233 To boil a scraig of veal ib To make beef or mutton broth for very weak people, who take but little nourishment ib To make beef drink, which is ordered for weak people 234 To make pork broth ib To boil a chicken ib To boil pigeons 235 To boil a partridge, or any other wild fowl ib To boil a plaice or flounder ib To mince veal, or chicken for the sick or weak people ib To pull a chicken for the sick 236 To make chicken broth ib To make chicken water ib To make white caudle ib To make brown caudle 237 To make water gruel ib</p>	<p>To make panado pag. 237 To boil fego ib To boil salup ib To make isinglass jelly 238 To make the pectoral drink ib To make butter'd water, or what the Germans call egg soop, and are very fond of it for supper. You have it in the chapter for Lent ib To make seed water ib To make bread soop for the sick ib To make artificial asses milk 239 Cows milk next to asses milk done thus ib To make a good drink ib To make barley water ib To make sage drink ib To make it for a child ib Liquor for a child that has the thrush 240 To boil comfery roots ib</p>
---	---

C H A P. XI.

For captains of ships.

<p>TO make catchup to keep twenty years pag. 240 To make fish-sauce to keep the whole year 241</p>	<p>To pot dripping, to fry fish, meat or fritters, &c. pag. 241 To pickle mushrooms for the sea ib To To</p>
--	---

C O N T E N T S.

<p>To make mushroom powder pag. 242</p> <p>To keep mushrooms without pickle ib</p> <p>To keep artichoke bottoms dry ib</p> <p>To fry artichoke bottoms ib</p> <p>To ragoo artichoke bottoms ib</p> <p>To fricasey artichoke bottoms 243</p> <p>To dress fish ib</p> <p>To bake fish ib</p> <p>To make a gravy soup ib</p> <p>To make a pease soup ib</p> <p>To make pork pudding, or beef, &c. 244</p>	<p>To make a rice pudding pag. 244</p> <p>To make a suet pudding 245</p> <p>A liver pudding boil'd ib</p> <p>To make an oatmeal pudding ib</p> <p>To bake an oatmeal pudding ib</p> <p>A rice pudding baked ib</p> <p>To make a pease pudding 246</p> <p>To make a harrico of French beans ib</p> <p>To make a fowl pye ib</p> <p>To make a Cheshire pork pye for sea 247</p> <p>To make sea venison ib</p> <p>To make dumplings when you have white bread 248</p>
---	--

C H A P. XII.

Of hogs puddings, sausages, &c.

<p>TO make almond hogs-puddings pag. 248</p> <p>Another way 249</p> <p>A third way ib</p> <p>To make hogs puddings with currants ib</p>	<p>To make black puddings pag. 249</p> <p>To make fine sausages 250</p> <p>To make common sausages 251</p> <p>To make Bologna sausages ib</p>
--	---

C H A P. XIII.

To pot and make hams, &c.

<p>TO pot pigeons, or fowls pag. 251</p> <p>To pot a cold tongue, beef, or venison 252</p> <p>To pot venison ib</p> <p>To pot tongues ib</p>	<p>A fine way to pot a tongue pag. 253</p> <p>To pot beef like venison ib</p> <p>To pot Cheshire cheese 254</p> <p>To collar a breast of veal, or pig ib</p>
---	--

C O N T E N T S.

<p>To collar beef pag. 254 Another way to season a collar of beef 255 To collar salmon ib To make Dutch beef ib To make sham brawn 256 To souse a turkey, in imitation of sturgeon ib To pickle pork ib A pickle for pork, which is to</p>	<p>be eat soon pag. 257 To make veal hams ib To make beef hams ib To make mutton hams 258 To make pork hams ib To make bacon 259 To save potted birds, that begin to be bad ib To pickle mackrel, called ca-veach ib</p>
--	---

C H A P. XIV.

Of pickling.

<p>TO pickle walnuts green pag. 260 To pickle walnuts white ib To pickle walnuts black 261 To pickle gerkins 262 To pickle large cucumbers in slices ib To pickle asparagus 263 To pickle peaches ib To pickle faddish pods 264 To pickle French beans ib To pickle cauliflowers ib To pickle beat root 265 To pickle white plumbs ib To pickle nectarines and apricots ib To pickle onions ib To pickle lemons 266 To pickle mushrooms white ib To make pickle for mushrooms ib To pickle codlings 267</p>	<p>To pickle red currants pag. 267 To pickle fennel ib To pickle grapes ib To pickle barberries 268 To pickle red cabbage ib To pickle golden pippins ib To pickle stertion buds and limes; you pick them off the lime-trees in the summer 269 To pickle oysters, cockles, and mussels ib To pickle young suckers, or young artichokes before the leaves are hard ib To pickle artichoke-bottoms 270 To pickle samphire ib Elder-roots in imitation of bamboo ib Rules to be observed in pickling 271</p>
---	--

C O N T E N T S.

C H A P. XV. *Of making cakes, &c.*

	pag.		pag.
T O make a rich cake	271	To make ginger-bread	274
To ice a great cake	272	To make little fine cakes	275
To make a pound cake	ib	Another sort of little cakes	ib
To make a cheap seed cake	ib	To make drop biscuits	ib
To make a butter cake	ib	To make common biscuits	ib
To make ginger-bread cakes	273	To make French biscuits	276
To make a fine seed or saffron cake	ib	To make mackerons	ib
To make a rich seed cake, call'd the nun's cake	ib	To make Shrewsbury cakes	ib
To make pepper cakes	274	To make Madling cakes	ib
To make Portugal cakes	ib	To make light wigs	277
To make a pretty cake	ib	To make very good wigs	ib
		To make buns	ib
		To make little plumb cakes	278

C H A P. XVI.

Of cheesecakes, creams, jellies, whipt fillabubs, &c.

	pag.		pag.
T O make fine cheesecakes	278	Ratafia cream	283
To make lemon cheesecakes	279	Whipt cream	284
A second sort of lemon cheesecakes	ib	Whipt fillabubs	ib
To make almond cheesecakes	ib	Everlasting fillabubs	ib
To make fairy butter	280	To make a trifle	285
Almond custards	ib	To make hartshorn jelly	ib
Baked custards	ib	Riband jelly	ib
Plain custards	ib	Calves feet jelly	286
Orange butter	ib	Currant jelly	ib
Steeple cream	281	Raspberry giam	ib
Lemon cream	ib	To make hartshorn flummery	287
A second lemon cream	ib	A second way to make hartshorn flummery	ib
Jelly of cream	282	Oatmeal flummery	ib
Orange cream	ib	To make a fine fillabub	288
Gooseberry cream	ib	To make a hedge-hog	ib
Barley cream	ib	French flummery	289
Blanch'd cream	283	A butter'd tort	ib
Almond cream	ib	Moonshine	ib
A fine cream	ib	The floating island	290

C O N T E N T S.

C H A P. XVII.

Of made wines, brewing, French bread, muffins, &c.

	pag.		pag.
T O make raisin wine	291	The best thing for rope beer	296
Elder wine	ib	When a barrel of beer is turn'd	297.
Orange wine	ib	four	297.
Orange wine with raisins	ib	To make white bread after the	ib
To make elder-flower wine, very	ib	London way	ib
like Frontinac	292	French bread	ib
Gooseberry wine	ib	Muffins and oatcakes	298
Currant wine	ib	A receipt for making bread with-	ib
Cherry wine	293	out barm, by the help of a	ib
Birch wine	ib	leaven	299
Quince wine	ib	A method to preserve a large	ib
Cowslip or clary wine	294	stock of yeast, which will keep	ib
Turnip wine	ib	and be of use for several	ib
Raspberry wine	ib	months, either to make bread	ib
Rules for brewing	295	or cakes	300

C H A P. XVIII.

Jarring cherries, and preserves, &c.

	pag.		pag.
T O jar cherries, lady North's	300	Syrup of peach blossoms	304
way	300	Syrup of quinces	ib
To dry cherries	301	To preserve apricots	ib
To preserve cherries with the	ib	To preserve damsons whole	305
leaves and stalks green	ib	To candy any sort of flowers	ib
To make orange marmalade	ib	To preserve gooseberries whole,	ib
White marmalade	ib	without stoning	ib
To preserve oranges whole	302	To preserve white walnuts	306
To make red marmalade	ib	To preserve walnuts green	ib
Red quinces whole	303	To preserve the large green	307
Jelly for the quinces	ib	plumbs	307
To make conserve of red roses,	ib	A nice way to preserve peaches	ib
or any other flowers	ib		ib
Conserve of hips	ib	A second way to preserve peaches	ib
To make syrup of roses	ib		ib
Syrup of citron	304	To make quince cakes	ib
Syrup of clove gilliflowers	ib		ib

C H A P.

C O N T E N T S,

C H A P. XIX,

To make anchovies, vermicella, catchup, vinegar; and to keep artichokes, French beans, &c.

	pag.		pag.
T O make anchovies	308	To keep green gooseberries till Christmas	310
To pickle smelts, where you have plenty	ib	To keep red gooseberries	311
To make vermicella	ib	To keep walnuts all the year	ib
To make catchup	ib	To keep lemons	ib
Another way to make catchup	309	To keep white bullice, pear-plumbs, or damsons, &c. for tarts or pies	ib
Artichokes to keep all the year	ib	To make vinegar	312
To keep French beans all the year	310	To fry smelts	313
To keep green peas till Christmas	ib	To roast a pound of butter	ib
Another way to preserve green peas	ib	To raise a sallad in two hours at the fire	ib

C H A P. XX.

Of distilling.

	pag.		pag.
T O distil walnut water	313	Hysterical water	314
How to use this ordinary still	ib	To distil red rose buds	ib
To make treacle water	314	To make plague water	315
Black cherry-water	ib	To make turfeit-water	ib
		To make milk-water	316

C H A P. XXI.

How to market, and the seasons of the year for butchers meat, poultry, fish, herbs, roots, &c. and fruit.

	pag.		pag.
A Bullock	316	How to chuse brawn, venison, Westphalia hams, &c.	319
A sheep	317	How to chuse poultry	321
A calf	ib	Fish in season, Candlemas quarter	323
House lamb	ib	Midsummer quarter	ib
A hog	ib	Michaelmas quarter	ib
A bacon hog	318		
To chuse butcher's meat	ib		

C O N T E N T S.

	pag.		pag.
Christmas quarter	324	July, the product of the kitchen and fruit garden	326
How to chuse fish	ib	August, the product of the kitchen and fruit garden	327
January fruits which are yet last- ing	325	September, the product of the kitchen and fruit garden	ib
February fruits which are yet last- ing	ib	October, the product of the kitchen and fruit garden	ib
March fruits which are yet last- ing	ib	November, the product of the kitchen and fruit garden	328
April fruits which are yet lasting	326	December, the product of the kitchen and fruit garden	ib
May, the product of the kitchen and fruit garden this month	ib		
June, the product of the kitchen and fruit garden	ib		

C H A P. XXII.

	pag.		pag.
A Certain cure for the bite of a mad dog	328	How to keep clear from bugs	329
Another cure for the bite of a mad dog	329	An effectual way to clear the bed- stead of bugs	330
A receipt against the plague	ib	Directions for the house-maid	ib

A D D I T I O N S.

	pag.		pag.
T O dress a turtle the West- India way	331	To take ironmolds out of linen	334
To make ice-cream	332	To make India pickle	ib
A turkey, &c. in jelly	333	To make English catchup	ib
To make citron	ib	To prevent the infection among horned cattle	ib
To candy cherries or green gages	ib		

C O N T E N T S

O F T H E

A P P E N D I X.

	pag.		pag.
O bservations on preserving salt meat, so as to keep it mellow and fine for three or four months ; and to preserve potted butter	339	Carrots and French beans dressed the Dutch way	343
To dress a mock turtle	340	Beans dressed the German way	ib
To stew a buttock of beef	ib	Artichoke-suckers dressed the Spanish way	344
To stew green peas the Jews way	341	To dry pears without sugar	ib
To dress haddocks after the Spanish way	ib	To dry lettuce-stalks, artichoke-stalks, or cabbage-stalks	ib
Minced haddocks after the Dutch way	ib	Artichokes preserved the Spanish way	ib
To dress haddocks the Jews way	ib	To make almond rice	345
A Spanish peas soup	342	To make sham chocolate	ib
To make onion soup the Spanish way	ib	Marmalade of eggs the Jews way	ib
Milk soup the Dutch way	ib	A cake, the Spanish way	346
Fish pasties the Italian way	ib	A cake another way	ib
Asparagus the Spanish way	343	To dry plumbs	ib
Red cabbage dressed after the Dutch way, good for a cold in the breast	ib	To make sugar of pearl	ib
Cauliflowers dressed the Spanish way	ib	To make fruit-wafers of codlings, &c.	347
		To make white wafers	ib
		To make brown wafers	ib
		How to dry peaches	ib
		How to make almond knots	ib
		To	To

C O N T E N T S.

	pag.		pag.
To preserve apricots	348	To make orange loaves	356
How to make almond milk for a wash	ib	To make a lemon tower of pudding	ib
How to make gooseberry wafers	ib	How to make the clear lemon cream	357
How to make the thin apricot chips	349	How to make chocolate	ib
How to make little French biscuits	ib	Another way to make chocolate	ib
How to preserve pippins in jelly	ib	Cheese-cakes without currants	ib
How to make blackberry wine	350	How to preserve white pear plumbs	358
The best way to make raisin wine	ib	To preserve currants	ib
How to preserve white quinces whole	351	To preserve raspberries	ib
How to make orange wafers	ib	To make biscuit bread	359
How to make orange cakes	ib	To candy angelica	ib
How to make white cakes, like china dishes	352	To preserve cherries	ib
To make a lemoned honey-comb	ib	To dry pear plumbs	ib
How to dry cherries	ib	To candy cassia	360
How to make fine almond cakes	353	To make carraway cakes	ib
How to make Uxbridge-cakes	ib	To preserve pippins in slices	361
How to make mead	ib	To make sack-cream like butter	ib
To make marmalade of cherries	ib	Barley cream	ib
To dry damosins	353	To make almond butter	ib
Marmalade of quince white	354	To make sugar cakes	362
To preserve apricots or plumbs green	ib	Sugar cakes another way	ib
To preserve cherries	ib	To make clouted cream	ib
To preserve barberries	355	Quince cream	ib
How to make wiggs	ib	Citron cream	363
To make fruit-waters; codlings or plumbs do best	ib	Cream of apples, quince, gooseberries, prunes, or raspberries	ib
How to make marmalade of oranges	ib	Sugar-loaf cream	363
To make cracknels	356	Conserve of roses boil'd	364
		How to make orange biscuits	ib
		How to make yellow varnish	365
		How to make a pretty varnish to colour little baskets, bowls, or any board where nothing hot is set on	ib
		How	

C O N T E N T S.

	pag.		pag.
How to clean gold or silver lace	365	To pickle the fine purple cabbage, so much admired at the great tables	371
How to make sweet powder for cloaths	366	To make the pickle	372
To clean white sattins, flower'd silks, with gold and silver in them	ib	To raise mushrooms	ib
To keep arms, iron or steel from rusting	ib	The stag's heart water	ib
The Jews way to pickle beef, which will go good to the West-Indies, and keep a year good in the pickle, and with care, will go to the East Indies	ib	To make angelica water	373
How to make cyder	367	To make milk water	ib
For fining cyder	ib	To make slip-coat cheese	ib
To make choulder, a sea-dish	368	To make brick-back cheese. It must be made in September	374
To clarify sugar after the Spanish way	ib	To make cordial poppy water	ib
To make Spanish fritters	ib	To make white mead	ib
To fricasey pigeons the Italian way	369	To make brown pottage	ib
Pickled beef for present use	ib	To make white barley pottage with a large chicken in the middle	375
Beef steaks after the French way	ib	English Jews puddings; an excellent dish for six or seven people, for the expence of six-pence	ib
A capon done after the French way	ib	To make a Scotch haggas	376
To make Hamburg sausages	370	To make sour crout	ib
Sausages after the German way	ib	To keep green peas, beans, &c. and fruit, fresh and good till Christmas	ib
A turkey stuff'd after the Hamburg way	ib	To make paco-lilla, or India pickle, the same the mangos come over in	377
Chickens dress'd the French way	ib	To preserve cucumbers equal with any India sweet-meat	378
A calf's head dress'd after the Dutch way	371	The Jews way of preserving salmon, and all sorts of fish	ib
Chickens and turkies dress'd after the Dutch way	ib	To preserve tripe to go to the East-Indies	379
To make a fricasey of calves feet and chaldron, after the Italian way	ib	The manner of dressing various sorts of dried fish; as stock-fish, cod, salmon, whittings, &c.	ib
To make a cropadeu, a Scotch dish, &c.	ib	The way of curing mackrel	381
		To dress cured mackrel	ib
		Calves	

C O N T E N T S.

	pag.		pag.
Calves feet stew'd	381	A powder for the heartburn	383
To pickle a buttock of beef	382	A fine lip-falve	ib
To make a fine bitter	ib	To make Carolina snow balls	ib
An approved method practis'd by Mrs. Dukely, the Queen's tyre woman, to preserve hair, and make it grow thick	ib	A Carolina rice-pudding	ib
		To distil treacle-water, lady Mon- mouth's way	384





THE
ART of COOKERY,

H MADE *Glasse*

PLAIN and EASY.

CHAP. I.

Of ROASTING, BOILING, &c.

THAT professed cooks will find fault with touching upon a branch of cookery which they never thought worth their notice, is what I expect: however, this I know, it is the most necessary part of it; and few servants there are, that know how to roast and boil to perfection.

I do not pretend to teach professed cooks, but my design is to instruct the ignorant and unlearned (which will likewise be of great use in all private families) and in so plain and full a manner, that the most illiterate and ignorant person, who can but read, will know how to do every thing in cookery well.

I shall first begin with roast and boiled of all sorts, and must desire the cook to order her fire according to what she is to dress; if any thing very little or thin, then a pretty little brisk fire, that it may be done quick and nice; if a very large joint, then be sure a good fire be laid to cake. Let it be clear at the bottom; and when your meat is half done, move the dripping-

pan and spit a little from the fire, and stir up a good brisk fire; for according to the goodness of your fire, your meat will be done sooner or later.

B E E F.

IF beef, be sure to paper the top, and baste it well all the time it is roasting, and throw a handful of salt on it. When you see the smoke draw to the fire, it is near enough; then take off the paper, baste it well, and drudge it with a little flour to make a fine froth. Never salt your roast meat before you lay it to the fire, for that draws out all the gravy. If you would keep it a few days before you dress it, dry it very well with a clean cloth, then flour it all over, and hang it where the air will come to it; but be sure always to mind that there is no damp place about it, if there is you must dry it well with a cloth. Take up your meat, and garnish your dish with nothing but horse-raddish.

MUTTON and LAMB.

AS to roasting of mutton; the loin, the saddle of mutton (which is the two loins) and the chine (which is the two necks) must be done as the beef above. But all other sorts of mutton and lamb must be roasted with a quick clear fire, and without paper; baste it when you lay it down, and just before you take it up, drudge it with a little flour; but be sure not to use too much, for that takes away all the fine taste of the meat. Some chuse to skin a loin of mutton, and roast it brown without paper: but that you may do just as you please, but be sure always to take the skin off a breast of mutton.

VEAL.

AS to veal, you must be careful to roast it of a fine brown; if a large joint, a very good fire; if a small joint, a pretty little brisk fire: if a fillet or loin, be sure to paper the fat, that you lose as little of that as possible. Lay it some distance from the fire till it is soaked, then lay it near the fire. When you lay it down, baste it well with good butter; and when it is near enough, baste it again, and drudge it with a little flour. The breast you must roast with the caul on till it is enough; and skewer the sweetbread on the backside of the breast. When it is nigh enough, take off the caul, baste it, and drudge it with a little flour.

PORK.

P O R K.

PORK must be well done, or it is apt to surfeit. When you roast a loin, take a sharp pen-knife and cut the skin across, to make the crackling eat the better. The chine you must not cut at all. The best way to roast a leg, is first to parboil it, then skin it and roast it; baste it with butter, then take a little sage, shred it fine, a little pepper and salt, a little nutmeg, and a few crumbs of bread; throw these over it all the time it is roasting, then have a little drawn gravy to put in the dish with the crumbs that drop from it. Some love the knuckle stuffed with onion and sage shred small, with a little pepper and salt, gravy and apple-sauce to it. This they call a mock goose. The spring, or hand of pork, if very young, roasted like a pig, eats very well, otherwise it is better boiled. The sparerib should be basted with a little bit of butter, a very little dust of flour, and some sage shred small: but we never make any sauce to it but apple-sauce. The best way to dress pork griskins is to roast them, baste them with a little butter and crumbs of bread, sage, and a little pepper and salt. Few eat any thing with these but mustard.

To roast a pig.

SPIT your pig and lay it to the fire, which must be a very good one at each end, or hang a flat iron in the middle of the grate. Before you lay your pig down, take a little sage shred small, a piece of butter as big as a walnut, and a little pepper and salt; put them into the pig and sew it up with coarse thread, then flour it all over very well, and keep flouring it till the eyes drop out, or you find the crackling hard. Be sure to save all the gravy that comes out of it, which you must do by setting basons or pans under the pig in the dripping-pan, as soon as you find the gravy begins to run. When the pig is enough, stir the fire up brisk; take a coarse cloth, with about a quarter of a pound of butter in it, and rub the pig all over till the crackling is quite crisp, and then take it up. Lay it in your dish, and with a sharp knife cut off the head, and then cut the pig in two, before you draw out the spit. Cut the ears off the head and lay at each end, and cut the under-jaw in two and lay on each side: melt some good butter, take the gravy you saved and put into it, boil it, and pour it into the dish with the brains bruised fine, and the sage mixed all together, and then send it to table.

Different sorts of sauce for a pig.

NOW you are to observe there are several ways of making sauce for a pig. Some don't love any sage in the pig, only a crust of bread; but then you should have a little dried sage rubbed and mixed with the gravy and butter. Some love bread-sauce in a bason; made thus: take a pint of water, put in a good piece of crumb of bread, a blade of mace, and a little whole pepper; boil it for about five or six minutes, and then pour the water off: take out the spice, and beat up the bread with a good piece of butter. Some love a few currants boiled in it, a glass of wine, and a little sugar: but that you must do just as you like it. Others take half a pint of good beef gravy, and the gravy which comes out of the pig, with a piece of butter rolled in flour, two spoonfuls of catchup, and boil them all together; then take the brains of the pig and bruise them fine, with two eggs boiled hard and chopped; put all these together, with the sage in the pig, and pour into your dish. It is a very good sauce. When you have not gravy enough comes out of your pig with the butter for sauce, take about half a pint of veal gravy and add to it: or stew the petty-toes, and take as much of that liquor as will do for sauce, mixed with the other.

To roast the hind-quarter of pig, lamb fashion.

AT the time of the year when house-lamb is very dear, take the hind quarter of a large pig; take off the skin and roast it, and it will eat like lamb with mint-sauce, or with a sallad, or Seville orange. Half an hour will roast it.

To bake a pig.

IF you should be in a place where you cannot roast a pig, lay it in a dish, flour it all over well, and rub it over with butter: butter the dish you lay it in, and put it into an oven. When it is enough draw it out of the oven's mouth, and rub it over with a buttery cloth; then put it into the oven again till it is dry, take it out, and lay it in a dish: cut it up, take a little veal gravy, and take off the fat in the dish it was baked in, and there will be some good gravy at the bottom; put that to it, with a little piece of butter rolled in flour; boil it up, and put into the dish with the brains and sage in the belly. Some love a pig brought whole to table, then you are only to put what sauce you like into the dish.

To melt butter.

IN melting of butter you must be very careful; let your sauce-pan be well tinned, take a spoonful of cold water, a little dust of flour, and your butter cut to pieces: be sure to keep shaking your pan one way, for fear it should oil; when it is all melted, let it boil, and it will be smooth and fine. A silver pan is best, if you have one.

To roast geese, turkies, &c.

WHEN you roast a goose, turkey, or fowls of any sort, take care to linge them with a piece of white paper, and baste them with a piece of butter; drudge them with a little flour, and when the smoke begins to draw to the fire, and they look plump, baste them again, and drudge them with a little flour, and take them up.

Sauce for a goose.

FOR a goose make a little good gravy, and put it into a bason by itself, and some apple-sauce in another.

Sauce for a turkey.

FOR a turkey good gravy in the dish, and either bread or onion-sauce in a bason.

Sauce for fowls.

TO fowls you should put good gravy in the dish, and either bread or egg-sauce in a bason.

Sauce for ducks.

FOR ducks a little gravy in the dish, and onion in a cup, if liked.

Sauce for pheasants and partridges.

PHEASANTS and partridges should have gravy in the dish, and bread-sauce in a cup.

Sauce for larks.

LARKS, roast them, and for sauce have crumbs of bread; done thus: take a sauce-pan or stew-pan and some butter; when melted, have a good piece of crumb of bread, and rub it

in a clean cloth to crumbs, then throw it into your pan; keep stirring them about till they are brown, then throw them into a sieve to drain, and lay them round your larks.

To roast woodcocks and snipes.

PUT them on a little spit; take a round of a three-penny loaf and toast it brown, then lay it in a dish under the birds, baste them with a little butter, and let the traile drop on the toast. When they are roasted put the toast in the dish, lay the woodcocks on it, and have about a quarter of a pint of gravy; pour it into a dish, and set it over a lamp or chaffing-dish for three minutes, and send them to table. You are to observe we never take any thing out of a woodcock or snipe.

To roast a pigeon.

TAKE some parsley shred fine, a piece of butter as big as a walnut, a little pepper and salt; tie the neck-end tight; tie a string round the legs and rump, and fasten the other end to the top of the chimney-piece. Baste them with butter, and when they are enough lay them in the dish, and they will swim with gravy. You may put them on a little spit, and then tie both ends close.

To broil a pigeon.

WHEN you broil them, do them in the same manner, and take care your fire is very clear, and set your gridiron high, that they may not burn, and have a little melted butter in a cup. You may split them, and broil them with a little pepper and salt; and you may roast them only with a little parsley and butter in a dish.

Directions for geese and ducks.

AS to geese and ducks, you should have some sage shred fine, and a little pepper and salt, and put them into the belly; but never put any thing into wild ducks.

To roast a hare.

TAKE your hare when it is cased, and make a pudding; take a quarter of a pound of sewet, and as much crumbs of bread, a little parsley shred fine, and about as much thyme as will lie on a six-pence, when shred; an anchovy shred small, a
very

very little pepper and salt, some nutmeg, two eggs, and a little lemon-peel. Mix all these together, and put it into the hare. Sew up the belly, spit it, and lay it to the fire, which must be a good one. Your dripping-pan must be very clean and nice. Put in two quarts of milk and half a pound of butter into the pan: keep basting it all the while it is roasting, with the butter and milk, till the whole is used, and your hare will be enough. You may mix the liver in the pudding, if you like it. You must first parboil it, and then chop it fine.

Different sorts of sauce for a hare.

T A K E for sauce, a pint of cream and half a pound of fresh butter; put them in a sauce-pan, and keep stirring it with a spoon till the butter is melted, and the sauce is thick; then take up the hare, and pour the sauce into the dish. Another way to make sauce for a hare, is to make good gravy, thickened with a little piece of butter rolled in flour, and pour it into your dish. You may leave the butter out, if you don't like it, and have some currant-jelly warmed in a cup, or red wine and sugar boiled to a syrup; done thus: take half a pint of red wine, a quarter of a pound of sugar, and set over a slow fire to simmer for about a quarter of an hour. You may do half the quantity, and put it into your sauce-boat or bason.

To broil steaks.

FIRST have a very clear brisk fire; let your gridiron be very clean; put it on the fire, and take a chaffing-dish with a few hot coals out of the fire. Put the dish on it which is to lay your steaks on, then take fine rump steaks about half an inch thick; put a little pepper and salt on them, lay them on the gridiron, and (if you like it) take a shalot or two, or a fine onion and cut it fine; put it into your dish. Don't turn your steaks till one side is done, then when you turn the other side there will soon be fine gravy lie on the top of the steak, which you must be careful not to lose. When the steaks are enough, take them carefully off into your dish, that none of the gravy be lost; then have ready a hot dish and cover, and carry them hot to table, with the cover on.

Directions concerning the sauce for steaks.

IF you love pickles or horse-raddish with steaks, never garnish your dish, because both the garnishing will be dry, and the steaks will be cold, but lay those things on little plates, and carry to table. The great nicety is to have them hot and full of gravy.

General directions concerning broiling.

AS to mutton and pork steaks, you must keep them turning quick on the gridiron, and have your dish ready over a chafing-dish of hot coals; and carry them to table covered hot. When you broil fowls or pigeons, always take care your fire is clear; and never baste any thing on the gridiron, for it only makes it smoked and burnt.

General directions concerning boiling.

AS to all sorts of boiled meats, allow a quarter of an hour to every pound; be sure the pot is very clean, and skim it well, for every thing will have a scum rise, and if that boils down it makes the meat black. All sorts of fresh meat you are to put in when the water boils, but salt meat when the water is cold.

To boil a ham.

WHEN you boil a ham, put it into a copper, if you have one; let it be about three or four hours before it boils, and keep it well skimmed all the time; then if it is a small one, one hour and a half will boil it, after the copper begins to boil; and, if a large one, two hours will do; for you are to consider the time it has been heating in the water, which softens the ham, and makes it boil the sooner.

To boil a tongue.

A TONGUE, if salt, put it in the pot over night, and don't let it boil till about three hours before dinner, and then boil all that three hours; if fresh out of the pickle, two hours, and put it in when the water boils.

To boil fowls and house-lamb.

FOWLS and house-lamb boil in a pot by themselves, in a good deal of water, and if any scum arises take it off. They will be both sweeter and whiter than if boiled in a cloth. A little chicken will be done in fifteen minutes, a large chicken in twenty minutes, a good fowl in half an hour, a little turkey or goose in an hour, and a large turkey in an hour and a half.

Sauce for a boiled turkey.

THE best sauce to a boiled turkey is this: take a little water, or mutton gravy, if you have it, a blade of mace, an onion, a little bit of thyme, a little bit of lemon-peel, and an anchovy; boil all these together, strain them through a sieve, melt some butter and add to them, fry a few sausages and lay round the dish. Garnish your dish with lemon.

Sauce for a boiled goose.

SAUCE for a boiled goose must be either onions or cabbage, first boiled, and then stewed in butter for five minutes.

Sauce for boiled ducks or rabbits.

TO boiled ducks or rabbits, you must pour boiled onions over them, which do thus: take the onions, peel them, and boil them in a great deal of water; shift your water, then let them boil about two hours, take them up and throw them into a cullender to drain, then with a knife chop them on a board; put them into a sauce-pan, just shake a little flour over them, put in a little milk or cream, with a good piece of butter; set them over the fire, and when the butter is melted they are enough. But if you would have onion sauce in half an hour, take your onions, peel them, and cut them in thin slices, put them into milk and water, and when the water boils they will be done in twenty minutes, then throw them into a cullender to drain, and chop them and put them into a sauce-pan; shake in a little flour, with a little cream if you have it, and a good piece of butter; stir all together over the fire till the butter is melted, and they will be very fine. This sauce is very good with roast mutton, and it is the best way of boiling onions.

To roast venison.

TAKE a haunch of venison, and spit it. Take four sheets of white paper, butter them well, and roll about your venison, then tie your paper on with a small string, and baste it very well all the time it is roasting. If your fire is very good and brisk, two hours will do it; and, if a small haunch, an hour and a half. The neck and shoulder must be done in the same manner, which will take an hour and a half, and when it is enough take off the paper, and drudge it with a little flour just to make a froth; but you must be very quick, for fear the fat should melt. You must not put any sauce in the dish but what comes out of the meat, but have some very good gravy and put into your sauce-boat or bason. You must always have sweet sauce with your venison in another bason. If it is a large haunch, it will take two hours and a half.

Different sorts of sauce for venison.

YOU may take either of these sauces for venison. Currant jelly warmed; or half a pint of red wine, with a quarter of a pound of sugar, simmered over a clear fire for five or six minutes; or half a pint of vinegar, and a quarter of a pound of sugar, simmered till it is a syrup.

To roast mutton, venison fashion.

TAKE a hind-quarter of fat mutton, and cut the leg like a haunch; lay it in a pan with the back-side of it down, pour a bottle of red wine over it, and let it lie twenty-four hours, then spit it, and baste it with the same liquor and butter all the time it is roasting at a good quick fire, and an hour and a half will do it. Have a little good gravy in a cup, and sweet sauce in another. A good fat neck of mutton eats finely done thus.

To keep venison or hares sweet; or to make them fresh when they stink.

IF your venison be very sweet, only dry it with a cloth, and hang it where the air comes. If you would keep it any time, dry it very well with clean cloths, rub it all over with beaten ginger, and hang it in an airy place, and it will keep a great while. If it stinks, or is musty, take some luke-warm water,
and

and wash it clean; then take fresh milk and water luke-warm, and wash it again; then dry it in clean cloths very well, and rub it all over with beaten ginger, and hang it in an airy place. When you roast it, you need only wipe it with a clean cloth, and paper it, as before-mentioned. Never do any thing else to venison, for all other things spoil your venison, and take away the fine flavour, and this preserves it better than any thing you can do. A hare you may manage just the same way.

To roast a tongue or udder.

PARBOIL it first, then roast it, stick eight or ten cloves about it; baste it with butter, and have some gravy and sweet sauce. An udder eats very well done the same way.

To roast rabbits.

BASTE them with good butter, and drudge them with a little flour. Half an hour will do them, at a very quick clear fire, and, if they are very small, twenty minutes will do them. Take the liver, with a little bunch of parsley, and boil them, and then chop them very fine together. Melt some good butter, and put half the liver and parsley into the butter; pour it into the dish, and garnish the dish with the other half. Let your rabbits be done of a fine light brown.

To roast a rabbit hare fashion.

LARD a rabbit with bacon; roast it as you do a hare, and it eats very well. But then you must make gravy-sauce; but if you don't lard it, white-sauce.

Turkies, pheasants, &c. may be larded.

YOU may lard a turkey or pheasant, or any thing, just as you like it.

To roast a fowl pheasant fashion.

IF you should have but one pheasant, and want two in a dish, take a large full-grown fowl, keep the head on, and truss it just as you do a pheasant; lard it with bacon, but don't lard the pheasant, and nobody will know it.

RULES to be observed in ROASTING.

IN the first place, take great care the spit be very clean; and be sure to clean it with nothing but sand and water. Wash it clean, and wipe it with a dry cloth; for oil, brick-dust, and such things, will spoil your meat.

B E E F.

TO roast a piece of beef about ten pounds will take an hour and a half, at a good fire. Twenty pounds weight will take three hours, if it be a thick piece; but if it be a thin piece of twenty pounds weight, two hours and a half will do it; and so on according to the weight of your meat, more or less. Observe, in frosty weather your beef will take half an hour longer.

M U T T O N.

A leg of mutton of six pounds will take an hour at a quick fire; if frosty weather an hour and a quarter; nine pounds an hour and a half, a leg of twelve pounds will take two hours; if frosty two hours and a half; a large saddle of mutton will take three hours, because of papering it; a small saddle will take an hour and a half, and so on, according to the size; a breast will take half an hour at a quick fire; a neck, if large, an hour; if very small, little better than half an hour; a shoulder much about the same time as a leg.

P O R K.

PORK must be well done. To every pound allow a quarter of an hour: for example; a joint of twelve pounds weight three hours, and so on; if it be a thin piece of that weight, two hours will roast it.

Directions concerning beef, mutton, and pork.

THESE three you may baste with fine nice dripping. Be sure your fire be very good and brisk; but don't lay your meat too near the fire, for fear of burning or scorching.

V E A L.

VEAL takes much the same time roasting as pork; but be sure to paper the fat of a loin or fillet, and baste your veal with good butter.

H O U S E - L A M B.

IF a large fore-quarter, an hour and a half; if a small one, an hour. The outside must be papered, basted with good butter, and you must have a very quick fire. If a leg, about three quarters of an hour; a neck, a breast or shoulder, three quarters of an hour; if very small, half an hour will do.

A P I G.

IF just killed an hour; if killed the day before, an hour and a quarter; if a very large one, an hour and a half. But the best way to judge, is when the eyes drop out, and the skin is grown very hard; then you must rub it with a coarse cloth, with a good piece of butter rolled in it, till the crackling is crisp and of a fine light brown.

A H A R E.

YOU must have a quick fire. If it be a small hare, put three pints of milk and half a pound of fresh butter in the dripping-pan, which must be very clean and nice; if a large one, two quarts of milk and half a pound of fresh butter. You must baste your hare well with this all the time it is roasting; and when the hare has soaked up all the butter and milk it will be enough.

A T U R K Y.

A middling turkey will take an hour; a very large one, an hour and a quarter; a small one, three quarters of an hour. You must paper the breast till it is near done enough, then take the paper off and froth it up. Your fire must be very good.

A G O O S E.

OBSERVE the same rules.

F O W L S.

F O W L S.

A large fowl, three quarters of an hour; a middling one, half an hour; very small chickens, twenty minutes. Your fire must be very quick and clear when you lay them down.

T A M E D U C K S.

OBSERVE the same rules.

W I L D D U C K S.

TEN minutes at a very quick fire will do them; but if you love them well done, a quarter of an hour.

T E A L, W I G E O N, &c.

OBSERVE the same rules.

*W O O D C O C K S, S N I P E S, and P A R -
T R I D G E S.*

THEY will take twenty minutes.

P I G E O N S and L A R K S.

THEY will take fifteen minutes.

Directions concerning poultry.

IF your fire is not very quick and clear when you lay your poultry down to roast, it will not eat near so sweet, or look so beautiful to the eye.

To keep meat hot.

THE best way to keep meat hot, if it be done before your company is ready, is to set the dish over a pan of boiling water; cover the dish with a deep cover so as not to touch the meat, and throw a cloth over all. Thus you may keep your meat hot a long time, and it is better than over roasting and spoiling the meat. The steam of the water keeps the meat hot, and don't draw the gravy out, or dry it up; whereas if you set a
dish

dish of meat any time over a chaffing-dish of coals, it will dry up all the gravy, and spoil the meat.

To dress Greens, Roots, &c.

ALWAYS be very careful that your greens be nicely picked and washed. You should lay them in a clean pan, for fear of sand or dust, which is apt to hang round wooden vessels. Boil all your greens in a copper sauce-pan by themselves, with a great quantity of water. Boil no meat with them, for that discolours them. Use no iron pans, &c. for they are not proper; but let them be copper, brass, or silver.

To dress spinach.

PICK it very clean, and wash it in five or six waters; put it in a sauce-pan that will just hold it, throw a little salt over it, and cover the pan close. Don't put any water in, but shake the pan often. You must put your sauce-pan on a clear quick fire. As soon as you find the greens are shrunk and fallen to the bottom, and that the liquor which comes out of them boils up, they are enough. Throw them into a clean sieve to drain, and just give them a little squeeze. Lay them in a plate, and never put any butter on it, but put it in a cup.

To dress cabbages, &c.

CABBAGE, and all sorts of young sprouts, must be boiled in a great deal of water. When the stalks are tender, or fall to the bottom, they are enough; then take them off, before they lose their colour. Always throw salt in your water before you put your greens in. Young sprouts you send to table just as they are, but cabbage is best chopped and put into a sauce-pan with a good piece of butter, stirring it for about five or six minutes, till the butter is all melted, and then send it to table.

To dress carrots.

LET them be scraped very clean, and when they are enough rub them in a clean cloth, then slice them into a plate, and pour some melted butter over them. If they are young spring carrots, half an hour will boil them; if large, an hour; but old Sandwich carrots will take two hours.

To dress turnips.

THEY eat best boiled in the pot, and when enough take them out and put them in a pan and mash them with butter and a little salt, and send them to table. But you may do them thus: pare your turnips, and cut them into dice, as big as the top of one's finger; put them into a clean sauce-pan, and just cover them with water. When enough, throw them into a sieve to drain, and put them into a sauce-pan with a good piece of butter; stir them over the fire for five or six minutes, and send them to table.

To dress parsnips.

THEY should be boiled in a great deal of water, and when you find they are soft (which you will know by running a fork into them) take them up, and carefully scrape all the dirt off them, and then with a knife scrape them all fine, throwing away all the sticky parts; then put them into a sauce-pan with some milk, and stir them over the fire till they are thick. Take great care they don't burn, and add a good piece of butter and a little salt, and when the butter is melted send them to table.

To dress brockala.

STRIP all the little branches off till you come to the top one, then with a knife peel off all the hard outside skin, which is on the stalks and little branches, and throw them into water. Have a stew-pan of water with some salt in it: when it boils put in the brockala, and when the stalks are tender it is enough, then send it to table with butter in a cup. The French eat oil and vinegar with it.

To dress potatoes.

YOU must boil them in as little water as you can, without burning the sauce-pan. Cover the sauce-pan close, and when the skin begins to crack they are enough. Drain all the water out, and let them stand covered for a minute or two; then peel them, lay them in your plate, and pour some melted butter over them. The best way to do them is, when they are peeled to lay them on a gridiron till they are of a fine brown, and send them to table. Another way is to put them into a sauce-pan with some good beef dripping, cover them close, and shake the sauce-pan often for fear of burning to the bottom. When they are of a
fine

fine brown and crisp, take them up in a plate, then put them into another for fear of the fat, and put butter in a cup.

To dress cauliflowers.

TAKE your flowers, cut off all the green part, and then cut the flowers into four, and lay them into water for an hour: then have some milk and water boiling, put in the cauliflowers, and be sure to skim the sauce-pan well. When the stalks are tender, take them carefully up, and put them into a cullender to drain: then put a spoonful of water into a clean stew-pan with a little dust of flower, about a quarter of a pound of butter, and shake it round till it is all finely melted, with a little pepper and salt; then take half the cauliflower and cut it as you would for pickling, lay it into the stew-pan, turn it, and shake the pan round. Ten minutes will do it. Lay the stewed in the middle of your plate, and the boiled round it. Pour the butter you did it in over it, and send it to table.

To dress French beans.

FIRST string them, then cut them in two, and afterwards across: but if you would do them nice, cut the bean into four, and then across, which is eight pieces. Lay them into water and salt, and when your pan boils put in some salt and the beans: when they are tender they are enough; they will be soon done. Take care they do not lose their fine green. Lay them in a plate, and have butter in a cup.

To dress artichokes.

WRING off the stalks, and put them into the water cold with the tops downwards, that all the dust and sand may boil out. When the water boils, an hour and a half will do them.

To dress asparagus.

SCRAPE all the stalks very carefully till they look white, then cut all the stalks even alike, throw them into water, and have ready a stew-pan boiling. Put in some salt, and tie the asparagus in little bundles. Let the water keep boiling, and when they are a little tender take them up. If you boil them too much you lose both colour and taste. Cut the round of a small loaf about half an inch thick, toast it brown on both sides, dip it in

the asparagus liquor, and lay it in your dish: pour a little butter over the toast, then lay your asparagus on the toast all round the dish, with the white tops outward. Don't pour butter over the asparagus, for that makes them greasy to the fingers, but have your butter in a bason, and send it to table.

Directions concerning garden things.

MOST people spoil garden things by over-boiling them. All things that are green should have a little crispness, for if they are over-boiled they neither have any sweetness or beauty.

To dress beans and bacon.

WHEN you dress beans and bacon, boil the bacon by itself, and the beans by themselves, for the bacon will spoil the colour of the beans. Always throw some salt into the water, and some parsley nicely picked. When the beans are enough (which you will know by their being tender) throw them into a cullender to drain. Take up the bacon and skin it; throw some raspings of bread over the top, and if you have an iron make it red-hot and hold over it, to brown the top of the bacon: if you have not one, set it before the fire to brown. Lay the beans in the dish, and the bacon in the middle on the top, and send them to table, with butter in a bason.

To make gravy for a turkey, or any sort of fowls.

TAKE a pound of the lean part of the beef, hack it with a knife, flour it well, have ready a stew-pan with a piece of fresh butter. When the butter is melted put in the beef, fry it till it is brown, and then pour in a little boiling water; shake it round, and then fill up with a tea-kettle of boiling water. Stir it altogether, and put in two or three blades of mace, four or five cloves, some whole pepper, an onion, a bundle of sweet herbs, a little crust of bread baked brown, and a little piece of carrot. Cover it close, and let it stew till it is as good as you would have it. This will make a pint of rich gravy.

To draw mutton, beef, or veal gravy.

TAKE a pound of meat, cut it very thin, lay a piece of bacon about two inches long, at the bottom of the stew-pan

or sauce-pan, and lay the meat on it. Lay in some carrot, and cover it close for two or three minutes, then pour in a quart of boiling water, some spice, onion, sweet herbs, and a little crust of bread toasted. Let it do over a slow fire, and thicken it with a little piece of butter rolled in flour. When the gravy is as good as you would have it, season it with salt, and then strain it off. You may omit the bacon, if you dislike it.

To burn butter for thickening of sauce.

SET your butter on the fire, and let it boil till it is brown, then shake in some flour, and stir it all the time it is on the fire till it is thick. Put it by, and keep it for use. A little piece is what the cooks use to thicken and brown their sauce; but there are few stomachs it agrees with, therefore seldom make use of it.

To make gravy.

IF you live in the country where you cannot always have gravy-meat, when your meat comes from the butcher's take a piece of beef, a piece of veal, and a piece of mutton: cut them into as small pieces as you can, and take a large deep sauce-pan with a cover, lay your beef at bottom, then your mutton, then a very little piece of bacon, a slice or two of carrot, some mace, cloves, whole pepper black and white, a large onion cut in slices, a bundle of sweet-herbs, and then lay in your veal. Cover it close over a slow fire for six or seven minutes, shaking the sauce-pan now and then; then shake some flour in, and have ready some boiling water, pour it in till you cover the meat and something more. Cover it close, and let it stew till it is quite rich and good; then season it to your taste with salt, and then strain it off. This will do for most things.

To make gravy for soups, &c.

TAKE a leg of beef, cut and hack it, put it into a large earthen pan; put to it a bundle of sweet-herbs, two onions stuck with a few cloves, a blade or two of mace, a piece of carrot, a spoonful of whole pepper black and white, and a quart of stale beer. Cover it with water, tie the pot down close with brown paper rubbed with butter, send it to the oven, and let it be well baked. When it comes home, strain it through a coarse sieve; lay the meat into a clean dish as you strain it, and keep it

for use: It is a fine thing in a house, and will serve for gravy, thickened with a piece of butter, red wine, catchup, or whatever you have a mind to put in, and is always ready for soups of most sorts. If you have peas ready boiled, your soup will soon be made: or take some of the broth and some vermicelli, boil it together, fry a French roll and put in the middle, and you have a good soup. You may add a few truffles and morels, or celery stewed tender, and then you are always ready.

To bake a leg of beef.

DO it just in the same manner as before directed in the making gravy for soups, &c. and when it is baked, strain it through a coarse sieve. Pick out all the finews and fat, put them into a sauce-pan with a few spoonfuls of the gravy, a little red wine, a little piece of butter rolled in flour, and some mustard, shake your sauce-pan often, and when the sauce is hot and thick, dish it up, and send it to table. It is a pretty dish.

To bake an ox's head.

DO just in the same manner as the leg of beef is directed to be done in making the gravy for soups, &c. and it does full as well for the same uses. If it should be too strong for any thing you want it for, it is only putting some hot water to it. Cold water will spoil it.

To boil pickled pork.

BE sure you put it in when the water boils. If a middling piece, an hour will boil it; if a very large piece, an hour and a half, or two hours. If you boil pickled pork too long, it will go to a jelly.

C H A P. II.

M A D E - D I S H E S.

To dress Scotch collops.

TAKE veal, cut it thin, beat it well with the back of a knife or rolling-pin, and grate some nutmeg over them; dip them in the yolk of an egg, and fry them in a little butter till they are of a fine brown; then pour the butter from them, and have ready half a pint of gravy, a little piece of butter rolled in flour, a few mushrooms, a glass of white wine, the yolk of an egg, and a little cream mixed together. If it wants a little salt, put it in. Stir it all together, and when it is of a fine thickness dish it up. It does very well without the cream, if you have none; and very well without gravy, only put in just as much warm water, and either red or white wine.

To dress white Scotch collops.

DO not dip them in egg, but fry them till they are tender, but not brown. Take your meat out of the pan, and pour all out, then put in your meat again, as above, only you must put in some cream.

To dress a fillet of veal with collops.

FOR an alteration, take a small fillet of veal, cut what collops you want, then take the udder and fill it with force-meat, roll it round, tie it with a packthread across, and roast it; lay your collops in the dish, and lay your udder in the middle. Garnish your dishes with lemon.

To make force-meat balls.

NOW you are to observe, that force-meat balls are a great addition to all made-dishes; made thus: take half a pound of veal, and half a pound of suet, cut fine, and beat in a marble mortar or wooden bowl; have a few sweet-herbs shred fine, a little mace dried and beat fine, a small nutmeg grated, or half a large one, a little lemon-peel cut very fine, a little pepper and salt, and the yolks of two eggs; mix all these well together,

gether, then roll them in little round balls, and some in little long balls; roll them in flour, and fry them brown. If they are for any thing of white sauce, put a little water on in a sauce-pan, and when the water boils put them in, and let them boil for a few minutes, but never fry them for white sauce.

Truffles and morels good in sauces and soups.

TAKE half an ounce of truffles and morels, simmer them in two or three spoonfuls of water for a few minutes, then put them with the liquor into the sauce. They thicken both sauce and soup, and give it a fine flavour.

To stew ox-palates.

STEW them very tender; which must be done by putting them into cold water, and let them stew very softly over a slow fire till they are tender, then cut them into pieces and put them either into your made-dish or soup; and cocks combs and artichoke-bottoms, cut small, and put into the made-dish. Garnish your dishes with lemon, sweetbreads stewed for white dishes, and fried for brown ones, and cut in little pieces.

To ragoo a leg of mutton.

TAKE all the skin and fat off, cut it very thin the right way of the grain, then butter your stew-pan, and shake some flour into it; slice half a lemon and half an onion, cut them very small, a little bundle of sweet-herbs, and a blade of mace. Put all together with your meat into the pan, stir it a minute or two, and then put in six spoonfuls of gravy, and have ready an anchovy minced small; mix it with some butter and flour, stir it altogether for six minutes, and then dish it up.

To make a brown fricasee.

YOU must take your rabbits or chickens and skin them, then cut them into small pieces, and rub them over with yolks of eggs. Have ready some grated bread, a little beaten mace, and a little grated nutmeg mixt together, and then roll them in it: put a little butter into your stew-pan, and when it is melted put in your meat. Fry it of a fine brown, and take care they don't stick to the bottom of the pan, then pour the butter from them, and pour in half a pint of gravy, a glass of red wine, a
few

few mushrooms, or two spoonfuls of the pickle, a little salt (if wanted) and a piece of butter rolled in flour. When it is of a fine thickness dish it up, and send it to table.

To make a white fricasey.

YOU may take two chickens or rabbits, skin them and cut them into little pieces. Lay them into warm water to draw out all the blood, and then lay them in a clean cloth to dry: put them into a stew-pan with milk and water, stew them till they are tender, and then take a clean pan, put in half a pint of cream, and a quarter of a pound of butter; stir it together till the butter is melted, but you must be sure to keep it stirring all the time or it will be greasy, and then with a fork take the chickens or rabbits out of the stew-pan and put into the sauce-pan to the butter and cream. Have ready a little mace dried and beat fine, a very little nutmeg, a few mushrooms, shake all together for a minute or two, and dish it up. If you have no mushrooms a spoonful of the pickle does full as well, and gives it a pretty tartness. This is a very pretty sauce for a breast of veal roasted.

To fricasey chickens, rabbits, lamb, veal, &c.

DO them the same way.

A second way to make a white fricasey.

YOU must take two or three rabbits or chickens, skin them, and lay them in warm water, and dry them with a clean cloth. Put them into a stew-pan with a blade or two of mace, a little black and white pepper, an onion, a little bundle of sweet-herbs, and do but just cover them with water: stew them till they are tender, then with a fork take them out, strain the liquor, and put them into the pan again with half a pint of the liquor and half a pint of cream, the yolks of two eggs beat well, half a nutmeg grated, a glass of white wine, a little piece of butter rolled in flour, and a gill of mushrooms; keep stirring all together, all the while one way, till it is smooth and of a fine thickness, and then dish it up. Add what you please.

A third way of making a white fricasey.

TAKE three chickens, skin them, cut them into small pieces; that is, every joint asunder; lay them in warm water, for a quarter of an hour, take them out and dry them with a cloth, then put them into a stew-pan with milk and water, and boil them tender: take a pint of good cream, a quarter of a pound of butter, and stir it till it is thick, then let it stand till it is cool, and put to it a little beaten mace, half a nutmeg grated, a little salt, a gill of white wine, and a few mushrooms; stir all together, then take the chickens out of the stew-pan, throw away what they are boiled in, clean the pan and put in the chickens and sauce together: keep the pan shaking round till they are quite hot, and dish them up. Garnish with lemon. They will be very good without wine.

To fricasey rabbits, lamb, sweetbreads, or tripe.

DO them the same way.

Another way to fricasey tripe.

TAKE a piece of double tripe, cut it into slices two inches long, and half an inch broad, put them into your stew-pan, and sprinkle a little salt over them; then put in a bunch of sweet-herbs, a little lemon-peel, an onion, a little anchovy pickle, and a bay-leaf; put all these to the tripe, then put in just water enough to cover them, and let them stew till the tripe is very tender: then take out the tripe and strain the liquor out, shred a spoonful of capers, and put to them a glass of white wine, and half a pint of the liquor they were stewed in. Let it boil a little while, then put in your tripe, and beat the yolks of three eggs; put into your eggs a little mace, two cloves, a little nutmeg dried and beat fine, a small handful of parsley picked and shred fine, a piece of butter rolled in flour, and a quarter of a pint of cream: mix all these well together and put them into your stew-pan, keep them stirring one way all the while, and when it is of a fine thickness and smooth, dish it up, and garnish the dish with lemon. You are to observe that all sauces which have eggs or cream in, you must keep stirring one way all the while they are on the fire, or they will turn to curds. You may add white walnut pickle, or mushrooms, in the room of capers, just to make your sauce a little tart.

To ragoo hogs feet and ears.

TAKE your feet and ears out of the pickle they are soufed in, or boil them till they are tender, then cut them into little long thin bits about two inches long, and about a quarter of an inch thick: put them into your stew-pan with half a pint of good gravy, a glass of white wine, a good deal of mustard, a good piece of butter rolled in flour, and a little pepper and salt: stir all together till it is of a fine thickness, and then dish it up.

Note, They make a very pretty dish fried with butter and mustard, and a little good gravy, if you like it. Then only cut the feet and ears in two. You may add half an onion, cut small.

To fry tripe.

CUT your tripe into pieces about three inches long, dip them in the yolk of an egg and a few crumbs of bread, fry them of a fine brown, and then take them out of the pan and lay them in a dish to drain. Have ready a warm dish to put them in, and send them to table, with butter and mustard in a cup.

To stew tripe.

CUT it just as you do for frying, and set on some water in a sauce-pan, with two or three onions cut into slices, and some salt. When it boils, put in your tripe. Ten minutes will boil it. Send it to table with the liquor in the dish, and the onions. Have butter and mustard in a cup, and dish it up. You may put in as many onions as you like to mix with your sauce, or leave them quite out, just as you please. Put a little bundle of sweet-herbs, and a piece of lemon-peel into the water, when you put in your tripe.

A fricasey of pigeons.

TAKE eight pigeons, new killed, cut them into small pieces, and put them into a stew-pan with a pint of claret and a pint of water. Season your pigeons with salt and pepper, a blade or two of mace, an onion, a bundle of sweet-herbs, a good piece of butter just rolled in a very little flour: cover it close, and let them stew till there is just enough for sauce, and then take
out

out the onion and sweet-herbs, beat up the yolks of three eggs, grate half a nutmeg in, and with your spoon push the meat all to one side of the pan and the gravy to the other side, and stir in the eggs; keep them stirring for fear of turning to curds, and when the sauce is fine and thick shake all together, put in half a spoonful of vinegar, and give them a shake; then put the meat into the dish, pour the sauce over it, and have ready some slices of bacon toasted, and fried oysters; throw the oysters all over, and lay the bacon round. Garnish with lemon.

A fricasey of lambstones and sweetbreads.

HAVE ready some lambstones blanched, parboiled and sliced, and flour two or three sweetbreads; if very thick, cut them in two, the yolks of six hard eggs whole; a few pistaco nut kernels, and a few large oysters: fry these all of a fine brown, then pour out all the butter, and add a pint of drawn gravy, the lambstones, some asparagus-tops about an inch long, some grated nutmeg, a little pepper and salt, two shallots shred small, and a glass of white wine. Stew all these together for ten minutes, then add the yolks of six eggs beat very fine, with a little white wine, and a little beaten mace; stir all together till it is of a fine thickness, and then dish it up. Garnish with lemon.

To hash a calf's head.

BOIL the head almost enough, then take the best half and with a sharp knife take it nicely from the bone, with the two eyes. Lay it in a little deep dish before a good fire, and take great care no ashes fall into it, and then hack it with a knife cross and cross: grate some nutmeg all over, a very little pepper and salt, a few sweet-herbs, some crumbs of bread, and a little lemon-peel chopped very fine, baste it with a little butter, then baste it again and pour over it the yolks of two eggs; keep the dish turning that it may be all brown alike: cut the other half and tongue into little thin bits, and set on a pint of drawn gravy in a sauce-pan, a little bundle of sweet-herbs, an onion, a little pepper and salt, a glass of red wine, and two shallots; boil all these together, a few minutes, then strain it through a sieve, and put it into a clean stew-pan with the hash. Flour the meat before you put it in, and put in a few mushrooms, a spoonful of the pickle, two spoonfuls of catchup, and a few truffles and morels; stir all these together for a few minutes, then beat up half the brains, and stir into the stew-pan, and a little
piece

piece of butter rolled in flour. Take the other half of the brains and beat them up with a little lemon-peel cut fine, a little nutmeg grated, a little beaten mace, a little thyme shred small, a little parsley, the yolk of an egg, and have some good dripping boiling in a stew-pan, then fry the brains in little cakes, about as big as a crown-piece. Fry about twenty oysters dipped in the yolk of an egg, toast some slices of bacon, fry a few force-meat-balls, and have ready a hot dish; if pewter, over a few clear coals; if china, over a pan of hot water. Pour in your hash, then lay in your toasted head, throw the force-meat-balls over the hash, and garnish the dish with fried oysters, the fried brains, and lemon; throw the rest over the hash, lay the bacon round the dish, and send it to table.

To hash a calf's head white.

TAKE half a pint of gravy, a large wine-glass of white wine, a little beaten mace, a little nutmeg, and a little salt; throw into your hash a few mushrooms, a few truffles and morels first parboiled, a few artichoke bottoms, and asparagus-tops, if you have them, a good piece of butter rolled in flour, the yolks of two eggs, half a pint of cream, and one spoonful of mushroom-catchup; stir it all together very carefully till it is of a fine thickness; then pour it into your dish, and lay the other half of the head as before-mentioned, in the middle, and garnish it as before directed, with fried oysters, brains, lemon, and force-meat-balls fried.

To bake a calf's head.

TAKE the head, pick it and wash it very clean; take an earthen dish large enough to lay the head on, rub a little piece of butter all over the dish, then lay some long iron skewers across the top of the dish, and lay the head on them; skewer up the meat in the middle that it don't lie on the dish, then grate some nutmeg all over it, a few sweet-herbs shred small, some crumbs of bread, a little lemon-peel cut fine, and then flour it all over; stick pieces of butter in the eyes, and all over the head, and flour it again. Let it be well baked, and of a fine brown; you may throw a little pepper and salt over it, and put into the dish a piece of beef cut small, a bundle of sweet-herbs, an onion, some whole pepper, a blade of mace, two cloves, a pint of water, and boil the brains with some sage. When the head is enough, lay it on a dish, and set it to the fire to keep
warm,

warm, then stir all together in the dish, and boil it in a sauce-pan; strain it off, put it into the sauce-pan again, add a piece of butter rolled in flour, and the sage in the brains chopped fine, a spoonful of catchup, and two spoonfuls of red wine; boil them together, take the brains, beat them well, and mix them with the sauce: pour it into the dish, and send it to table. You must bake the tongue with the head, and don't cut it out. It will lie the handsomer in the dish.

To bake a sheep's head.

DO it the same way, and it eats very well.

To dress a lamb's head.

BOIL the head and pluck tender, but don't let the liver be too much done. Take the head up, hack it cross and cross with a knife, grate some nutmeg over it, and lay it in a dish, before a good fire; then grate some crumbs of bread, some sweet-herbs rubbed, a little lemon-peel chopped fine, a very little pepper and salt, and baste it with a little butter: then throw a little flour over it, and just before it is done do the same, baste it and drudge it. Take half the liver, the lights, the heart and tongue, chop them very small, with six or eight spoonfuls of gravy or water; first shake some flour over the meat, and stir it together, then put in the gravy or water, a good piece of butter rolled in a little flour, a little pepper and salt, and what runs from the head in the dish; simmer all together a few minutes, and add half a spoonful of vinegar, pour it into your dish, lay the head in the middle of the mince-meat, have ready the other half of the liver cut thin, with some slices of bacon broiled, and lay round the head. Garnish the dish with lemon, and send it to table.

To ragoo a neck of veal.

CUT a neck of veal into steaks, flatten them with a rolling-pin, season them with salt, pepper, cloves and mace, lard them with bacon, lemon-peel and thyme, dip them in the yolks of eggs, make a sheet of strong cap-paper up at the four corners in the form of a dripping-pan; pin up the corners, butter the paper and also the gridiron, and set it over a fire of charcoal; put in your meat, let it do leisurely, keep it basting and turning

to keep in the gravy, and when it is enough have ready half a pint of strong gravy, season it high, put in mushrooms and pickles, force-meat balls dipped in the yolk of eggs, oysters stewed and fried, to lay round and at the top of your dish, and then serve it up. If for a brown ragoo, put in red wine. If for a white one, put in white wine, with the yolks of eggs beat up with two or three spoonfuls of cream.

To ragoo a breast of veal.

TAKE your breast of veal, put it into a large stew-pan, put in a bundle of sweet herbs, an onion, some black and white pepper, a blade or two of mace, two or three cloves, a very little piece of lemon-peel, and just cover it with water: when it is tender take it up, bone it, put in the bones, boil it up till the gravy is very good, then strain it off, and if you have a little rich beef gravy add a quarter of a pint, put in half an ounce of truffles and morels, a spoonful or two of catchup, two or three spoonfuls of white wine, and let them all boil together: in the mean time flour the veal, and fry it in butter till it is of a fine brown, then drain out all the butter and pour the gravy you are boiling to the veal, with a few mushrooms: boil all together till the sauce is rich and thick, and cut the sweetbread into four. A few force-meat balls is proper in it. Lay the veal in the dish, and pour the sauce all over it. Garnish with lemon.

Another way to ragoo a breast of veal.

YOU may bone it nicely, flour it, and fry it of a fine brown, then pour the fat out of the pan, and the ingredients as above, with the bones; when enough, take it out, and strain the liquor, then put in your meat again, with the ingredients, as before directed.

A breast of veal in bodge-podge.

TAKE a breast of veal, cut the briscuit into little pieces, and every bone asunder, then flour it, and put half a pound of good butter into a stew-pan; when it is hot, throw in the veal, fry it all over of a fine light brown, and then have ready a teakettle of water boiling; pour it in the stew-pan, fill it up and stir it round, throw in a pint of green peas, a fine lettuce whole, clean washed, two or three blades of mace, a little whole pepper tied in a muslin rag, a little bundle of sweet-herbs, a small
onion

onion stuck with a few cloves, and a little salt. Cover it close, and let it stew an hour, or till it is boiled to your palate, if you would have soup made of it; if you would only have sauce to eat with the veal, you must stew it till there is just as much as you would have for sauce, and season it with salt to your palate; take out the onion, sweet-herbs and spice, and pour it altogether into your dish. It is a fine dish. If you have no pease, pare three or four cucumbers, scoop out the pulp, and cut it into little pieces, and take four or five heads of celery, clean washed, and cut the white part small; when you have no lettuces, take the little hearts of favoys, or the little young sprouts that grow on the old cabbage-stalks about as big as the top of your thumb.

Note, If you would make a very fine dish of it, fill the inside of your lettuce with force-meat, and tie the top close with a thread; stew it till there is but just enough for sauce, set the lettuce in the middle, and the veal round, and pour the sauce all over it. Garnish your dish with rasped bread, made into figures with your fingers. This is the cheapest way of dressing a breast of veal to be good, and serve a number of people.

To collar a breast of veal.

TAKE a very sharp knife, and nicely take out all the bones, but take great care you do not cut the meat through; pick all the fat and meat off the bones, then grate some nutmeg all over the inside of the veal, a very little beaten mace, a little pepper and salt, a few sweet-herbs shred small, some parsley, a little lemon-peel shred small, a few crumbs of bread and the bits of fat picked off the bones; roll it up tight, stick one skewer in to hold it together, but do it clever, that it stands upright in the dish: tie a packthread across it to hold it together, spit it, then roll the caul all round it, and roast it. An hour and a quarter will do it. When it has been about an hour at the fire take off the caul, drudge it with flour, baste it well with fresh butter, and let it be of a fine brown. For sauce take two pennyworth of gravy beef, cut it and hack it well, then flour it, fry it a little brown, then pour into your stew-pan some boiling water; stir it well together, then fill your pan two parts full of water, put in an onion, a bundle of sweet-herbs, a little crust of bread toasted, two or three blades of mace, four cloves, some whole pepper, and the bones of the veal. Cover it close, and let it stew till it is quite rich and thick; then strain it, boil it up with some truffles and morels, a few mushrooms, a spoonful of catchup, two or three bottoms of artichokes, if you have them,
add

add a little salt, just enough to season the gravy, take the pack-thread of the veal, and set it upright in the dish; cut the sweet-bread into four, and broil it of a fine brown, with a few force-meat-balls fried, lay these round the dish, and pour in the sauce. Garnish the dish with lemon, and send it to table.

To collar a breast of mutton.

DO it the same way, and it eats very well. But you must take off the skin.

Another good way to dress a breast of mutton.

COLLAR it as before, roast it, and baste it with half a pint of red wine, and when that is all soaked in, baste it well with butter, have a little good gravy, set the mutton upright in the dish, pour in the gravy, have sweet sauce as for venison, and send it to table. Don't garnish the dish, but be sure to take the skin off the mutton.

The inside of a surloin of beef is very good done this way.

If you don't like the wine, a quart of milk, and a quarter of a pound of butter, put into the dripping-pan, does full as well to baste it.

To force a leg of lamb.

WITH a sharp knife carefully take out all the meat, and leave the skin whole and the fat on it, make the lean you cut out into force-meat thus: to two pounds of meat, add three pounds of beef sewet cut fine, and beat in a marble mortar till it is very fine, and take away all the skin of the meat and sewet, then mix with it four spoonfuls of grated bread, eight or ten cloves, five or six large blades of mace dried and beat fine, half a large nutmeg grated, a little pepper and salt, a little lemon-peel cut fine, a very little thyme, some parsley and four eggs: mix all together, put it into the skin again just as it was, in the same shape, sew it up, roast it, baste it with butter, cut the loin into steaks and fry it nicely, lay the leg in the dish and the loin round it, with stewed cauliflower (as in page 17) all round upon the loin, pour a pint of good gravy into the dish, and send it to table. If you don't like the cauliflower, it may be omitted.

To boil a leg of lamb.

LET the leg be boiled very white. An hour will do it. Cut the loin into steaks, dip them into a few crumbs of bread and egg, fry them nice and brown, boil a good deal of spinach and
lay

lay in the dish, put the leg in the middle, lay the loin round it, cut an orange in four and garnish the dish, and have butter in a cup. Some love the spinach boiled, then drained, put into a fauce-pan with a good piece of butter, and stewed.

To force a large fowl.

CUT the skin down the back, and carefully slip it up so as to take out all the meat, mix it with one pound of beef suet, cut it small, and beat them together in a marble mortar: take a pint of large oysters cut small, two anchovies cut small, one shallot cut fine, a few sweet-herbs, a little pepper, a little nutmeg grated, and the yolks of four eggs; mix all together and lay this on the bones, draw over the skin and sew up the back, put the fowl into a bladder, boil it an hour and a quarter, stew some oysters in good gravy thickened with a piece of butter rolled in flour, take the fowl out of the bladder, lay it in your dish and pour the sauce over it. Garnish with lemon.

It eats much better roasted with the same sauce.

To roast a turkey the genteel way.

FIRST cut it down the back, and with a sharp penknife bone it, then make your force-meat thus: take a large fowl, or a pound of veal, as much grated bread, half a pound of suet cut and beat very fine, a little beaten mace, two cloves, half a nutmeg grated, about a large tea-spoonful of lemon-peel, and the yolks of two eggs; mix all together, with a little pepper and salt, fill up the places where the bones came out, and fill the body, that it may look just as it did before, sew up the back, and roast it. You may have oyster sauce, celery sauce, or just as you please; but good gravy in the dish, and garnish with lemon, is as good as any thing. Be sure to leave the pinions on.

To stew a turkey or fowl.

FIRST let your pot be very clean, lay four clean skewers at the bottom, lay your turkey or fowl upon them, put in a quart of gravy, take a bunch of celery, cut it small, and wash it very clean, put it into your pot, with two or three blades of mace, let it stew softly till there is just enough for sauce, then add a good piece of butter rolled in flour, two spoonfuls of red wine, two of catchup, and just as much pepper and salt as will season it, lay your fowl or turkey in the dish, pour the sauce

over it and send it to table. If the fowl or turkey is enough before the sauce, take it up, and keep it up till the sauce is boiled enough, then put it in, let it boil a minute or two, and dish it up.

To stew a knuckle of veal.

BE sure let the pot or sauce-pan be very clean, lay at the bottom four clean wooden skewers, wash and clean the knuckle very well, then lay it in the pot with two or three blades of mace, a little whole pepper, a little piece of thyme, a small onion, a crust of bread, and two quarts of water. Cover it down close, make it boil, then only let it simmer for two hours, and when it is enough take it up; lay it in a dish, and strain the broth over it.

Another way to stew a knuckle of veal.

CLEAN it as before directed, and boil it till there is just enough for sauce, add one spoonful of catchup, one of red wine, and one of walnut pickle, some truffles and morels, or some dried mushrooms cut small; boil it all together, take up the knuckle, lay it in a dish, pour the sauce over it, and send it to table.

Note, It eats very well done as the turkey, before directed.

To ragoo a piece of beef.

TAKE a large piece of the flank, which has fat at the top cut square, or any piece that is all meat, and has fat at the top, but no bones. The rump does well. Cut all nicely off the bone (which makes fine soup) then take a large stew-pan, and with a good piece of butter fry it a little brown all over, flouring your meat well before you put it into the pan, then pour in as much gravy as will cover it, made thus: take about a pound of coarse beef, a little piece of veal cut small, a bundle of sweet herbs, an onion, some whole black pepper and white pepper, two or three large blades of mace, four or five cloves, a piece of carrot, a little piece of bacon steeped in vinegar a little while, a crust of bread toasted brown; put to this a quart of water, and let it boil till half is wasted. While this is making, pour a quart of boiling water into the stew-pan, cover it close, and let it be stewing softly; when the gravy is done strain it, pour it into the pan where the beef is, take an ounce of truffles and morels cut small, some fresh or dried mushrooms cut small, two

D

spoonfuls

spoonfuls of catchup, and cover it close. Let all this stew till the sauce is rich and thick : then have ready some artichoke bottoms cut into four, and a few pickled mushrooms, give them a boil or two, and when your meat is tender and your sauce quite rich, lay the meat into a dish and pour the sauce over it. You may add a sweetbread cut in six pieces, a palate stewed tender cut into little pieces, some cocks combs, and a few force-meat balls. These are a great addition, but it will be good without.

Note, For variety, when the beef is ready and the gravy put to it, add a large bunch of celery cut small and washed clean, two spoonfuls of catchup, and a glass of red wine. Omit all the other ingredients. When the meat and celery are tender, and the sauce rich and good, serve it up. It is also very good this way: take six large cucumbers, scoop out the seeds, pare them, cut them into slices, and do them just as you do the celery.

To force the inside of a surloin of beef.

TAKE a sharp knife, and carefully lift up the fat of the inside, take out all the meat close to the bone, chop it small, take a pound of suet and chop fine, about as many crumbs of bread, a little thyme and lemon-peel, a little pepper and salt, half a nutmeg grated, and two shalots chopped fine; mix all together, with a glass of red wine, then put it into the same place, cover it with the skin and fat, skewer it down with fine skewers, and cover it with paper. Don't take the paper off till the meat is all the dish. Take a quarter of a pint of red wine, two shalots shred small, boil them, and pour into the dish, with the gravy which comes out of the meat; it eats well. Spit your meat before you take out the inside.

Another way to force a surloin.

WHEN it is quite roasted, take it up, and lay it in the dish with the inside uppermost, with a sharp knife lift up the skin, hack and cut the inside very fine, shake a little pepper and salt over it, with two shalots, cover it with the skin, and send it to table. You may add red wine or vinegar, just as you like.

To force the inside of a rump of beef.

YOU may do it just in the same manner, only lift up the outside skin, take the middle of the meat, and do as before directed; put it into the same place, and with fine skewers put it down close.

A rolled

A rolled rump of beef.

CUT the meat all off the bone whole, slit the inside down from top to bottom, but not through the skin, spread it open, take the flesh of two fowls and beef suet, an equal quantity, and as much cold boiled ham, if you have it; a little pepper, an anchovy, a nutmeg grated, a little thyme, a good deal of parsley, a few mushrooms, and chop them all together, beat them in a mortar, with a half-pint bason full of crumbs of bread; mix all these together, with four yolks of eggs, lay it into the meat, cover it up, and roll it round, stick one skewer in, and tie it with a packthread cross and cross to hold it together; take a pot or large sauce-pan that will just hold it, lay a layer of bacon and a layer of beef cut in thin slices, a piece of carrot, some whole pepper, mace, sweet herbs, and a large onion, lay the rolled beef on it, just put water enough to the top of the beef; cover it close, and let it stew very softly on a slow fire for eight or ten hours, but not too fast. When you find the beef tender, which you will know by running a skewer into the meat, then take it up, cover it up hot, boil the gravy till it is good, then strain it off, and add some mushrooms chopped, some truffles and morels cut small, two spoonfuls of red or white wine, the yolks of two eggs and a piece of butter rolled in flour; boil it together, set the meat before the fire, baste it with butter, and throw crumbs of bread all over it: when the sauce is enough, lay the meat into the dish, and pour the sauce over it. Take care the eggs do not curd.

To boil a rump of beef the French fashion.

TAKE a rump of beef, boil it half an hour, take it up, lay it into a large deep pewter dish or stew-pan, cut three or four gashes in it all along the side, rub the gashes with pepper and salt, and pour into the dish a pint of red wine, as much hot water, two or three large onions cut small, the hearts of eight or ten lettuces cut small, and a good piece of butter rolled in a little flour; lay the fleshy part of the meat downwards, cover it close, let it stew an hour and a half over a charcoal fire, or a very slow coal fire. Observe that the butcher chops the bone so close, that the meat may lie as flat as you can in the dish. When it is enough, take the beef, lay it in the dish, and pour the sauce over it.

Note, When you do it in a pewter dish, it is best done over a chaffing-dish of hot coals, with a bit or two of charcoal to keep it alive.

Beef escarlot.

TAKE a briscuit of beef, half a pound of coarse sugar, two ounces of bay salt, a pound of common salt; mix all together, and rub the beef, lay it in an earthen pan, and turn it every day. It may lie a fortnight in the pickle; then boil it, and serve it up either with favoys, or pease pudding.

Note, It eats much finer cold, cut into slices, and sent to table.

Beef à la daub.

YOU may take a buttock or a rump of beef, lard it, fry it brown in some sweet butter, then put it into a pot that will just hold it; put in some broth or gravy hot, some pepper, cloves, mace, and a bundle of sweet-herbs, stew it four hours, till it is tender, and season it with salt; take half a pint of gravy, two sweetbreads cut into eight pieces, some truffles and morels, palates, artichoke-bottoms, and mushrooms, boil all together, lay your beef into the dish; strain the liquor into the sauce, and boil all together. If it is not thick enough, roll a piece of butter in flour, and boil in it; pour this all over the beef. Take force-meat rolled in pieces half as long as one's finger; dip them into batter made with eggs, and fry them brown; fry some sippets dipped into batter cut three-corner-ways, stick them into the meat, and garnish with the force-meat.

Beef à la mode in pieces.

YOU must take a buttock of beef, cut it into two pound pieces, lard them with bacon, fry them brown, put them into a pot that will just hold them, put in two quarts of broth or gravy, a few sweet-herbs, an onion, some mace, cloves, nutmeg, pepper and salt; when that is done, cover it close, and stew it till it is tender, skim off all the fat, lay the meat in the dish, and strain the sauce over it. You may serve it up hot or cold.

Beef à la mode, the French way.

TAKE a piece of the buttock of beef, and some fat bacon cut into little long bits, then take two tea-spoonfuls of salt, one tea-spoonful of beaten pepper, one of beaten mace, and one of nutmeg; mix all together, have your larding-pins ready, first dip the bacon in vinegar, then roll it in your spice, and lard your beef very thick and nice; put the meat into a pot with two or three large onions, a good piece of lemon-peel, a bundle of herbs, and three or four spoonfuls of vinegar; cover it down
close,

close, and put a wet cloth round the edge of the cover, that no steam can get out, and set it over a very slow fire: when you think one side is done enough, turn the other, and cover it with the rind of the bacon; cover the pot close again as before, and when it is enough (which it will be when quite tender) take it up and lay it in your dish, take off all the fat from the gravy, and pour the gravy over the meat. If you chuse your beef to be red, you may rub it with salt-petre over night.

Note, You must take great care in doing your beef this way that your fire is very slow; it will at least take six hours doing, if the piece be any thing large. If you would have the sauce very rich, boil half an ounce of truffles and morels in half a pint of good gravy till they are very tender, and add a gill of pickled mushrooms, but fresh ones are best; mix all together with the gravy of the meat, and pour it over your beef. You must mind and beat all your spices very fine; and if you have not enough, mix some more, according to the bigness of your beef.

Beef olives.

TAKE a rump of beef, cut it into steaks half a quarter long, about an inch thick, let them be square; lay on some good forcemeat made with veal, roll them, tie them once round with a hard knot, dip them in egg, crumbs of bread, and grated nutmeg, and a little pepper and salt. The best way is to roast them, or fry them brown in fresh butter, lay them every one on a bay-leaf, and cover them every one with a piece of bacon toasted, have some good gravy, a few truffles and morels, and mushrooms; boil all together, pour into the dish, and send it to table.

Veal olives.

THEY are good done the same way, only roll them narrow at one end and broad at the other. Fry them of a fine brown. Omit the bay-leaf, but lay little bits of bacon about two inches long on them. The same sauce. Garnish with lemon.

Beef collops.

CUT them into thin pieces about two inches long, beat them with the back of a knife very well, grate some nutmeg, flour them a little, lay them in a stew-pan, put in as much water as you think will do for sauce, half an onion cut small, a little piece of lemon-peel cut small, a bundle of sweet-herbs, a little pepper and salt, a piece of butter rolled in a little flour. Set

them on a slow fire: when they begin to simmer, stir them now and then; when they begin to be hot, ten minutes will do them, but take care they do not boil. Take out the sweet-herbs, pour it into the dish, and send it to table.

Note, You may do the inside of a surloin of beef in the same manner, the day after it is roasted, only do not beat them, but cut them thin.

N. B. You may do this dish between two pewter dishes, hang them between two chairs, take six sheets of white brown paper, tear them into slips, and burn them under the dish one piece at a time.

To stew beef steaks.

TAKE rump steaks, pepper and salt them, lay them in a stew-pan, pour in half a pint of water, a blade or two of mace, two or three cloves, a little bundle of sweet-herbs, an anchovy, a piece of butter rolled in flour, a glass of white wine, and an onion; cover them close, and let them stew softly till they are tender, then take out the steaks, flour them, fry them in fresh butter, and pour away all the fat, strain the sauce they were stewed in, and pour into the pan: toss it all up together till the sauce is quite hot and thick. If you add a quarter of a pint of oysters, it will make it the better. Lay the steaks into the dish, and pour the sauce over them. Garnish with any pickle you like.

To fry beef steaks.

TAKE rump steaks, beat them very well with a roller, fry them in half a pint of ale that is not bitter, and whilst they are frying cut a large onion small, a very little thyme, some parsley shred small, some grated nutmeg, and a little pepper and salt; roll all together in a piece of butter, and then in a little flour, put this into the stew-pan, and shake all together. When the steaks are tender, and the sauce of a fine thickness, dish it up.

A second way to fry beef steaks.

CUT the lean by itself, and beat them well with the back of a knife, fry them in just as much butter as will moisten the pan, pour out the gravy as it runs out of the meat, turn them
often,

often, do them over a gentle fire, then fry the fat by itself and lay upon the meat, and put to the gravy a glass of red wine, half an anchovy, a little nutmeg, a little beaten pepper, and a shallot cut small; give it two or three little boils, season it with salt to your palate, pour it over the steaks, and send them to table.

Another way to do beef steaks.

CUT your steaks, half broil them, then lay them in a stew-pan, season them with pepper and salt, just cover them with gravy and a piece of butter rolled in flour. Let them stew for half an hour, beat up the yolks of two eggs, stir all together for two or three minutes, and then serve it up.

A pretty side-dish of beef.

ROAST a tender piece of beef, lay fat bacon all over it and roll it in paper, baste it, and when it is roasted cut about two pounds in thin slices, lay them in a stew-pan, and take six large cucumbers, peel them, and chop them small, lay over them a little pepper and salt, stew them in butter for about ten minutes, then drain out the butter, and shake some flour over them; toss them up, pour in half a pint of gravy, let them stew till they are thick, and dish them up.

To dress a fillet of beef.

IT is the inside of a surloin. You must carefully cut it all out from the bone, grate some nutmeg over it, a few crumbs of bread, a little pepper and salt, a little lemon peel, a little thyme, some parsley shred small, and roll it up tight; tie it with a pack-thread, roast it, put a quart of milk and a quarter of a pound of butter into the dripping-pan, and baste it; when it is enough, take it up, untie it, leave a little skewer in it to hold it together, have a little good gravy in the dish, and some sweet sauce in a cup. You may baste it with red wine and butter, if you like it better; or it will do very well with butter only.

Beef steaks rolled.

TAKE three or four beef steaks, flat them with a cleaver, and make a force-meat thus; take a pound of veal beat fine in a mortar, the flesh of a large fowl thus cut small, half a pound of cold ham chopped small, the kidney-fat of a loin of veal chopped

small, a sweetbread cut in little pieces, an ounce of truffles and morels first stewed and then cut small, some parsley, the yolks of four eggs, a nutmeg grated, a very little thyme, a little lemon-peel cut fine, a little pepper and salt, and half a pint of cream; mix all together, lay it on your steaks, roll them up firm, of a good size, and put a little skewer into them, put them into the stew-pan, and fry them of a nice brown; then pour all the fat quite out, and put in a pint of good fried gravy (as in page 19) put one spoonful of catchup, two spoonfuls of red wine, a few mushrooms, and let them stew for a quarter of an hour. Take up the steaks, cut them in two, lay the cut side uppermost, and pour the sauce over it. Garnish with lemon.

Note, Before you put the force-meat into the beef, you are to stir it all together over a slow fire for eight or ten minutes.

To stew a rump of beef.

HAVING boiled it till it is little more than half enough, take it up, and peel off the skin: take salt, pepper, beaten mace, grated nutmeg; a handful of parsley, a little thyme, winter-savory, sweet-marjoram, all chopped fine and mixed, and stuff them in great holes in the fat and lean, the rest spread over it, with the yolks of two eggs; save the gravy that runs out, put to it a pint of claret, and put the meat in a deep pan, pour the liquor in, cover it close, and let it bake two hours, then put it into the dish, pour the liquor over it, and send it to table.

Another way to stew a rump of beef.

YOU must cut the meat off the bone, lay it in your stew-pan, cover it with water, put in a spoonful of whole pepper, two onions, a bundle of sweet-herbs, some salt, and a pint of red wine; cover it close, set it over a stove or slow fire for four hours, shaking it sometimes, and turning it four or five times; make gravy as for soup, put in three quarts, keep it stirring till dinner is ready: take ten or twelve turneps, cut them into slices the broad way, then cut them into four, flour them, and fry them brown in beef dripping. Be sure to let your dripping boil before you put them in; then drain them well from the fat, lay the beef in your soup-dish, toast a little bread very nice and brown, cut in three corner dice, lay them into the dish, and the turneps likewise; strain in the gravy, and send it to table. If you have the convenience of a stove, put the dish over it for five or six minutes; it gives the liquor a fine flavour of the turneps,
makes

makes the bread eat better, and is a great addition. Season it with salt to your palate.

Portugal beef.

TAKE a rump of beef, cut it off the bone, cut it across, flour it, fry the thin part brown in butter, the thick end stuff with suet, boiled chesnuts, an anchovy, an onion, and a little pepper. Stew it in a pan of strong broth, and when it is tender, lay both the fried and stewed together in your dish, cut the fried in two and lay on each side of the stewed, strain the gravy it was stewed in, put to it some pickled gerkins chopped, and boiled chesnuts, thicken it with a piece of burnt butter, give it two or three boils up, season it with salt to your palate, and pour it over the beef. Garnish with lemon.

To stew a rump of beef, or the briscuit, the French way.

TAKE a rump of beef, put it into a little pot that will hold it, cover it with water, put on the cover, let it stew an hour; but if the briscuit, two hours. Skim it clean, then slash the meat with a knife to let out the gravy, put in a little beaten pepper, some salt, four cloves, with two or three large blades of mace beat fine, six onions sliced, and half a pint of red wine; cover it close, let it stew an hour, then put in two spoonfuls of capers or allertium buds pickled, or broom-buds, chop them, two spoonfuls of vinegar, and two of verjuice; boil six cabbage lettuces in water, then put them in a pot, put in a pint of good gravy, let all stew together for half an hour, skim all the fat off, lay the meat into the dish, and pour the rest over it, have ready some pieces of bread cut three corner-ways, and fried crisp, stick them about the meat, and garnish them. When you put in the cabbage, put with it a good piece of butter rolled in flour.

To stew beef gobbets.

GET any piece of beef, except the leg, cut it in pieces about the bigness of a pullet's egg, put them in a stew-pan, cover them with water, let them stew, skim them clean, and when they have stewed an hour, take mace, cloves, and whole pepper tied in a muslin rag loose, some celery cut small, put them into the pan with some salt, turnips and carrots, pared and cut in slices,

a little

a little parsley, a bundle of sweet-herbs, and a large crust of bread. You may put in an ounce of barley or rice, if you like it. Cover it close, and let it stew till it is tender, take out the herbs, spices and bread, and have ready fried a French roll cut in four. Dish up all together, and send it to table.

Beef royal.

TAKE a surloin of beef, or a large rump, bone it and beat it very well, then lard it with bacon, season it all over with salt, pepper, mace, cloves, and nutmeg, all beat fine, some lemon-peel cut small, and some sweet-herbs; in the mean time make a strong broth of the bones, take a piece of butter with a little flour, brown it, put in the beef, keep it turning often till it is brown, then strain the broth, put all together into a pot, put in a bay-leaf, a few truffles, and some ox palates cut small; cover it close, and let it stew till it is tender, take out the beef, skim off all the fat, pour in a pint of claret, some fried oysters, an anchovy, and some gerkins shred small; boil all together, put in the beef to warm, thicken your sauce with a piece of butter rolled in flour, or mushroom powder, or burnt butter. Lay your meat in the dish, pour the sauce over it, and send it to table. This may be eat either hot or cold.

A tongue and udder forced.

FIRST parboil your tongue and udder, blanch the tongue and stick it with cloves; as for the udder, you must carefully raise it, and fill it with force-meat, made with veal: first wash the inside with the yolk of an egg, then put in the force-meat, tie the ends close and spit them, roast them, and baste them with butter, when enough, have good gravy in the dish, and sweet sauce in a cup.

Note, For variety you may lard the udder.

To fricasey neats tongues.

TAKE neats tongues, boil them tender, peel them, cut them into thin slices, and fry them in fresh butter; then pour out the butter, put in as much gravy as you shall want for sauce, a bundle of sweet-herbs, an onion, some pepper and salt, and a blade or two of mace; simmer all together half an hour, then take out your tongue, strain the gravy, put it with the tongue in the stew-pan again, beat up the yolks of two eggs with a glass of white wine, a little grated nutmeg, a piece of butter as big as a walnut rolled in flour, shake all together for four or five minutes, dish it up, and send it to table.

To force a tongue.

BOIL it till it is tender ; let it stand till it is cold, then cut a hole at the root-end of it, take out some of the meat, chop it with as much beef suet, a few pippins, some pepper and salt, a little mace beat, some nutmeg, a few sweet-herbs, and the yolks of two eggs ; chop it all together, stuff it, cover the end with a veal caul or buttered paper, roast it, baste it with butter, and dish it up. Have for sauce good gravy, a little melted butter, the juice of an orange or lemon, and some grated nutmeg ; boil it up, and pour it into the dish.

To stew neats tongues whole.

TAKE two tongues, let them stew in water just to cover them for two hours, then peel them, put them in again with a pint of strong gravy, half a pint of white wine, a bundle of sweet herbs, a little pepper and salt, some mace, cloves, and whole pepper tied in a muslin rag, a spoonful of capers chopped, turnips and carrots sliced, and a piece of butter rolled in flour ; let all stew together very softly over a slow fire for two hours, then take out the spice and sweet-herbs, and send it to table. You may leave out the turnips and carrots, or boil them by themselves, and lay them in the dish, just as you like.

To fricasey ox palates.

AFTER boiling your palates very tender, (which you must do by setting them on in cold water, and letting them do softly) then blanch them and scrape them clean ; take mace, nutmeg, cloves, and pepper beat fine, rub them all over with those, and with crumbs of bread ; have ready some butter in a stew-pan, and when it is hot, put in the palates ; fry them brown on both sides, then pour out the fat, and put to them some mutton or beef gravy, enough for sauce, an anchovy, a little nutmeg, a little piece of butter rolled in flour, and the juice of a lemon : let it simmer altogether for a quarter of an hour, dish it up, and garnish with lemon.

To roast ox palates.

HAVING boiled your palates tender, blanch them, cut them into slices about two inches long, lard half with bacon, then have ready two or three pigeons and two or three chicken-peepers, draw them, truss them, and fill them with force-meat ; let half of them be nicely larded, spit them on a bird spit : spit them

them thus; a bird, a palate, a sage-leaf, and a piece of bacon; and so on, a bird, a palate, a sage-leaf, and a piece of bacon. Take cocks-combs and lamb-stones, parboiled and blanched, lard them with little bits of bacon, large oysters parboiled, and each one larded with one piece of bacon, put these on a skewer with a little piece of bacon and a sage-leaf between them, tie them on to a spit and roast them, then beat up the yolks of three eggs, some nutmeg, a little salt and crumbs of bread; baste them with these all the time they are a-roasting, and have ready two sweetbreads each cut in two, some artichoke-bottoms cut into four and fried, and then rub the dish with shallots: lay the birds in the middle piled upon one another, and lay the other things all separate by themselves round about in the dish. Have ready for sauce a pint of good gravy, a quarter of a pint of red wine, an anchovy, the oyster liquor, a piece of butter rolled in flour; boil all these together and pour into the dish, with a little juice of lemon. Garnish your dish with lemon.

To dress a leg of mutton à la royale.

HAVING taken off all the fat, skin, and shank bone, lard it with bacon, season it with pepper and salt, and a round piece of about three or four pounds of beef or leg of veal, lard it, have ready some hog's-lard boiling, flour your meat, and give it a colour in the lard, then take the meat out and put it into a pot, with a bundle of sweet-herbs, some parsley, an onion stuck with cloves, two or three blades of mace; some whole pepper, and three quarts of water; cover it close, and let it boil very softly for two hours, mean while get ready a sweetbread split, cut into four, and broiled, a few truffles and morels stewed in a quarter of a pint of strong gravy, a glass of red wine, a few mushrooms, two spoonfuls of catchup, and some asparagus-tops; boil all these together, then lay the mutton in the middle of the dish, cut the beef or veal into slices, make a rim round your mutton with the slices, and pour the ragoos over it; when you have taken the meat out of the pot, skim all the fat off the gravy; strain it, and add as much to the other as will fill the dish. Garnish with lemon.

A leg of mutton à la hautgout.

LET it hang a fortnight in an airy place, then have ready some cloves of garlic, and stuff it all over, rub it with pepper and salt; roast it, have ready some good gravy and red wine in the dish, and send it to table.

To roast a leg of mutton with oysters.

TAKE a leg about two or three days killed, stuff it all over with oysters, and roast it. Garnish with horse-raddish.

To roast a leg of mutton with cockles.

STUFF it all over with cockles, and roast it. Garnish with horse-raddish.

A shoulder of mutton in epigram.

ROAST it almost enough, then very carefully take off the skin about the thickness of a crown-piece, and the shank-bone with it at the end; then season that skin and shank-bone with pepper and salt, a little lemon-peel cut small, and a few sweet-herbs and crumbs of bread, then lay this on the gridiron, and let it be of a fine brown; in the mean time take the rest of the meat and cut it like a hash about the bigness of a shilling; save the gravy and put to it, with a few spoonfuls of strong gravy, half an onion cut fine, a little nutmeg, a little pepper and salt, a little bundle of sweet-herbs, some gerkins cut very small, a few mushrooms, two or three truffles cut small, two spoonfuls of wine, either red or white, and throw a little flour over the meat: let all these stew together very softly for five or six minutes, but be sure it do not boil; take out the sweet-herbs, and put the hash into the dish, lay the broiled upon it, and send it to table.

A barrico of mutton.

TAKE a neck or loin of mutton, cut it into six pieces, flour it, and fry it brown on both sides in the stew-pan, then pour out all the fat; put in some turnips and carrots cut like dice, two dozen of chesnuts blanched, two or three lettuces cut small, six little round onions, a bundle of sweet-herbs, some pepper and salt, and two or three blades of mace; cover it close, and let it stew for an hour, then take off the fat and dish it up.

To French a hind saddle of mutton.

It is the two rumps. Cut off the rump, and carefully lift up the skin with a knife: begin at the broad end, but be sure you do not crack it nor take it quite off: then take some slices of ham or bacon chopped fine, a few truffles, some young onions, some parsley, a little thyme, sweet marjoram, winter favoury,
a little

a little lemon-peel, all chopped fine, a little mace and two or three cloves beat fine, half a nutmeg, and a little pepper and salt; mix all together, and throw over the meat where you took off the skin, then lay on the skin again, and fasten it with two fine skewers at each side, and roll it in well buttered paper. It will take three hours doing: then take off the paper, baste the meat, strew it all over with crumbs of bread, and when it is of a fine brown take it up. For sauce take six large shalots, cut them very fine, put them into a sauce-pan with two spoonfuls of vinegar, and two of white wine; boil them for a minute or two, pour it into the dish, and garnish with horse-raddish.

Another French way, called St. Menehout.

TAKE the hind saddle of mutton, take off the skin, lard it with bacon, season it with pepper, salt, mace, cloves beat, and nutmeg, sweet-herbs, young onions, and parsley, all chopped fine; take a large oval or a large gravy-pan, lay layers of bacon, and then layers of beef all over the bottom, lay in the mutton, then lay layers of bacon on the mutton, and then a layer of beef, put in a pint of wine, and as much good gravy as will stew it, put in a bay-leaf, and two or three shalots, cover it close, put fire over and under it, if you have a close pan, and let it stand stewing for two hours; when done, take it out, strew crumbs of bread all over it, and put it into the oven to brown, strain the gravy it was stewed in, and boil it till there is just enough for sauce, lay the mutton into the dish, pour the sauce in, and serve it up. You must brown it before a fire, if you have not an oven.

Cutlets à la Maintenon. A very good dish.

CUT your cutlets handsomely, beat them thin with your cleaver, season them with pepper and salt, make a force meat with veal, beef suet, spice and sweet-herbs, rolled in yolks of eggs, roll force meat round each cutlet within two inches of the top of the bone, then have as many half sheets of white paper as cutlets, roll each cutlet in a piece of paper, first buttering the paper well on the inside, dip the cutlets in melted butter and then in crumbs of bread, lay each cutlet on half a sheet of paper cross the middle of it, leaving about an inch of the bone out, then close the two ends of your paper as you do a turnover tart, and cut off the paper that is too much; broil your mutton cutlets half an hour, your veal cutlets three quarters of an hour

hour, and then take the paper off and lay them round in the dish, with the bone outwards. Let your sauce be good gravy thickened, and serve it up.

To make a mutton hash.

CUT your mutton in little bits as thin as you can, strew a little flour over it, have ready some gravy (enough for sauce) wherein sweet-herbs, onion, pepper and salt, have been boiled; strain it, put in your meat, with a little piece of butter rolled in flour, and a little salt, a shallot cut fine, a few capers and gerkins chopped fine, and a blade of mace: toss all together for a minute or two, have ready some bread toasted and cut into thin sippets, lay them round the dish, and pour in your hash. Garnish your dish with pickles and horse-raddish.

Note, Some love a glass of red wine, or walnut pickle. You may put just what you will into a hash. If the sippets are toasted it is better.

To dress pigs petty-toes.

PUT your petty-toes into a sauce-pan with half a pint of water, a blade of mace, a little whole pepper, a bundle of sweet herbs, and an onion. Let them boil five minutes, then take out the liver, lights, and heart, mince them very fine, grate a little nutmeg over them, and shake a little flour on them; let the feet do till they are tender, then take them out and strain the liquor, put all together with a little salt, and a piece of butter as big as a walnut, shake the sauce-pan often, let it simmer five or six minutes, then cut some toasted sippets and lay round the dish, lay the mince-meat and sauce in the middle, and the petty-toes split round it. You may add the juice of half a lemon, or a very little vinegar.

A second way to roast a leg of mutton with oysters.

STUFF a leg of mutton with mutton suet, salt, pepper, nutmeg, and the yolks of eggs; then roast it, stick it all over with cloves, and when it is about half done, cut off some of the under-side of the fleshy end in little bits, put these into a pipkin with a pint of oysters, liquor and all, a little salt and mace, and half a pint of hot water: stew them till half the liquor is wasted, then put in a piece of butter rolled in flour, shake all together, and when the mutton is enough take it up; pour this sauce over it, and send it to table.

To dress a leg of mutton to eat like venison.

TAKE a hind-quarter of mutton, and cut the leg in the shape of a haunch of venison, save the blood of the sheep and steep it in for five or six hours, then take it out and roll it in three or four sheets of white paper well buttered on the inside, tie it with a packthread, and roast it, basting it with good beef-dripping or butter. It will take two hours at a good fire, for your mutton must be fat and thick. About five or six minutes before you take it up, take off the paper, baste it with a piece of butter, and shake a little flour over it to make it have a fine froth, and then have a little good drawn gravy in a bason, and sweet-sauce in another. Don't garnish with any thing.

To dress mutton the Turkish way.

FIRST cut your meat into thin slices, then wash it in vinegar, and put it into a pot or sauce-pan that has a close cover to it, put in some rice, whole pepper, and three or four whole onions; let all these stew together, skimming it frequently: when it is enough, take out the onions, and season it with salt to your palate, lay the mutton in the dish, and pour the rice and liquor over it.

Note, The neck or leg are the best joints to dress this way. Put into a leg four quarts of water, and a quarter of a pound of rice: to a neck two quarts of water, and two ounces of rice. To every pound of meat allow a quarter of an hour, being close covered. If you put in a blade or two of mace, and a bundle of sweet-herbs, it will be a great addition. When it is just enough put in a piece of butter, and take care the rice don't burn to the pot. In all these things you should lay skewers at the bottom of the pot to lay your meat on, that it may not stick.

A shoulder of mutton with a ragoo of turnips.

TAKE a shoulder of mutton, get the blade-bone taken out as neat as possible, and in the place put a ragoo, done thus: take one or two sweetbreads, some cocks-combs, half an ounce of truffles, some mushrooms, a blade or two of mace, a little pepper and salt; stew all these in a quarter of a pint of good gravy, and thicken it with a piece of butter rolled in flour, or yolks of eggs, which you please: let it be cold before you put it in, and fill up the place where you took the bone out just in the form it was before, and sew it up tight: take a large deep stew-pan, or one of the round deep copper pans with two handles, lay
at

at the bottom thin slices of bacon, then slices of veal, a bundle of parsley, thyme, and sweet-herbs, some whole pepper, a blade or two of mace, three or four cloves, a large onion, and put in just thin gravy enough to cover the meat, cover it close, and let it stew two hours, then take eight or ten turnips, pare them, and cut them into what shape you please, put them into boiling water, and let them be just enough, throw them into a sieve to drain over the hot water, that they may keep warm, then take up the mutton, drain it from the fat, lay it in a dish, and keep it hot covered; strain the gravy it was stewed in, and take off all the fat, put in a little salt, a glass of red wine, two spoonfuls of catchup, and a piece of butter rolled in flour, boil together till there is just enough for sauce, then put in the turnips, give them a boil up, pour them over the meat, and send it to table. You may fry the turnips of a light brown, and toss them up with the sauce; but that is according to your palate.

Note, For a change you may leave out the turnips, and add a bunch of celery cut and washed clean, and stewed in a very little water, till it is quite tender and the water almost boiled away. Pour the gravy, as before directed, into it, and boil it up till the sauce is good: or you may leave both these out, and add truffles, morels, fresh and pickled mushrooms, and artichoke-bottoms.

N. B. A shoulder of veal without the knuckle, first fried, and then done just as the mutton, eats very well. Don't garnish your mutton, but garnish your veal with lemon.

To stuff a leg or shoulder of mutton.

TAKE a little grated bread, some beef suet, the yolks of hard eggs, three anchovies, a bit of onion, some pepper and salt, a little thyme and winter savoury, twelve oysters, and some nutmeg grated; mix all these together, shred them very fine, work them up with raw eggs like a paste, stuff your mutton under the skin in the thickest place, or where you please, and roast it: for sauce, take some of the oyster liquor, some claret, one anchovy, a little nutmeg, a bit of an onion, and a few oysters; stew all these together, then take out your onion, pour sauce under your mutton, and send it to table. Garnish with horse-raddish.

Sheeps rumps with rice.

TAKE six rumps, put them into a stew-pan with some mutton gravy, enough to fill it, stew them about half an hour, take them up and let them stand to cool, then put into the liquor

E a quarter

a quarter of a pound of rice, an onion stuck with cloves, and a blade or two of mace; let it boil till the rice is as thick as a pudding, but take care it don't stick to the bottom, which you must do by stirring it often: in the mean time take a clean stew-pan, put a piece of butter into it; dip your rumps in the yolks of eggs beat, and then in crumbs of bread with a little nutmeg, lemon-peel, and a very little thyme in it, fry them in the butter of a fine brown, then take them out, lay them in a dish to drain, pour out all the fat, and toss the rice into that pan; stir it all together for a minute or two, then lay the rice into the dish, lay the rumps all round upon the rice, have ready four eggs boiled hard, cut them into quarters, lay them round the dish with fried parsley between them, and send it to table.

To bake lamb and rice.

TAKE a neck and loin of lamb, half roast it, take it up, cut it into steaks, then take half a pound of rice, put it into a quart of good gravy, with two or three blades of mace, and a little nutmeg. Do it over a stove or slow fire till the rice begins to be thick; then take it off, stir in a pound of butter, and when that is quite melted stir in the yolks of six eggs, first beat; then take a dish and butter it all over, take the steaks and put a little pepper and salt over them, dip them in a little melted butter, lay them into the dish, pour the gravy which comes out of them over them, and then the rice; beat the yolks of three eggs and pour all over, send it to the oven, and bake it better than half an hour.

Baked mutton chops.

TAKE a loin or neck of mutton, cut it into steaks, put some pepper and salt over it, butter your dish and lay in your steaks; then take a quart of milk, six eggs beat up fine, and four spoonfuls of flour; beat your flour and eggs in a little milk first, and then put the rest to it, put in a little beaten ginger, and a little salt. Pour this over the steaks, and send it to the oven; an hour and an half will bake it.

A forced leg of lamb.

TAKE a large leg of lamb, cut a long slit on the back-side, but take great care you don't deface the other side; then chop the meat small with marrow, half a pound of beef suet, some oysters, an anchovy unwashed, an onion, some sweet-herbs, a little lemon-peel, and some beaten mace and nutmeg; beat all
these

these together in a mortar, stuff it up in the shape it was before, sew it up, and rub it over with the yolks of eggs beaten, spit it, flour it all over, lay it to the fire, and baste it with butter. An hour will roast it. You may bake it, if you please, but then you must butter the dish, and lay the butter over it: cut the loin into steaks, season them with pepper, salt, and nutmeg, lemon-peel cut fine, and a few sweet-herbs; fry them in fresh-butter of a fine brown; then pour out all the butter, put in a quarter of a pint of white wine, shake it about, and put in half a pint of strong gravy, wherein good spice has been boiled, a quarter of a pint of oysters and the liquor, some mushrooms and a spoonful of the pickle, a piece of butter rolled in flour, and the yolk of an egg beat; stir all these together till it is thick, then lay your leg of lamb in the dish, and the loin round it; pour the sauce over it, and garnish with lemon.

To fry a loin of lamb.

CUT the loin into thin steaks, put a very little pepper and salt, and a little nutmeg on them, and fry them in fresh butter; when enough, take out the steaks, lay them in a dish before the fire to keep hot, then pour out the butter, shake a little flour over the bottom of the pan, pour in a quarter of a pint of boiling water, and put in a piece of butter; shake all together, give it a boil or two up, pour it over the steaks, and send it to table.

Note, You may do mutton the same way, and add two spoonfuls of walnut-pickle.

Another way of frying a neck or loin of lamb.

CUT it into thin steaks, beat them with a rolling-pin, fry them in half a pint of ale, season them with a little salt, and cover them close; when enough, take them out of the pan, lay them in a plate before the fire to keep hot, and pour all out of the pan into a basin; then put in half a pint of white wine, a few capers, the yolks of two eggs beat, with a little nutmeg and a little salt; add to this the liquor they were fried in, and keep stirring it one way all the time till it is thick, then put in the lamb, keep shaking the pan for a minute or two, lay the steaks into the dish, pour the sauce over them, and have some parsley in a plate before the fire a-crisping. Garnish your dish with that and lemon.

To make a ragoo of lamb.

TAKE a fore-quarter of lamb, cut the knuckle-bone off, lard it with little thin bits of bacon, flour it, fry it of a fine brown, and then put it into an earthen pot or stew-pan; put to it a quart of broth or good gravy, a bundle of herbs, a little mace, two or three cloves, and a little whole pepper; cover it close, and let it stew pretty fast for half an hour, pour the liquor all out, strain it, keep the lamb hot in the pot till the sauce is ready. Take half a pint of oysters, flour them, fry them brown, drain out all the fat clean that you fried them in, skim all the fat off the gravy, then pour it into the oysters, put in an anchovy, and two spoonfuls of either red or white wine; boil all together, till there is just enough for sauce, add some fresh mushrooms (if you can get them) and some pickled ones, with a spoonful of the pickle, or the juice of half a lemon. Lay your lamb in the dish, and pour the sauce over it. Garnish with lemon.

To stew a lamb's, or calf's head.

FIRST wash it, and pick it very clean, lay it in water for an hour, take out the brains, and with a sharp penknife carefully take out the bones and the tongue, but be careful you do not break the meat; then take out the two eyes, and take two pounds of veal and two pounds of beef suet, a very little thyme, a good piece of lemon peel minced, a nutmeg grated, and two anchovies: chop all very well together, grate two stale rolls, and mix all together with the yolks of four eggs: save enough of this meat to make about twenty balls, take half a pint of fresh mushrooms clean peeled and washed, the yolks of six eggs chopped, half a pint of oysters clean washed, or pickled cockles; mix all these together, but first stew your oysters, and put to it two quarts of gravy, with a blade or two of mace. It will be proper to tie the head with packthread, cover it close, and let it stew two hours: in the mean time beat up the brains with some lemon-peel cut fine, a little parsley chopped, half a nutmeg grated, and the yolk of an egg; have some dripping boiling, fry half the brains in little cakes, and fry the balls, keep them both hot by the fire; take half an ounce of truffles and morels, then strain the gravy the head was stewed in, put the truffles and morels to it with the liquor, and a few mushrooms; boil all together, then put in the rest of the brains that are not fried, stew them together for a minute or two, pour it over the head,
and

and lay the fried brains and balls round it. Garnish with lemon. You may try about twelve oysters.

To dress veal à la Burgoise.

CUT pretty thick slices of veal, lard them with bacon, and season them with pepper, salt, beaten mace, cloves, nutmeg, and chopped parsley, then take the stew-pan and cover the bottom with slices of fat bacon, lay the veal upon them, cover it, and set it over a very slow fire for eight or ten minutes just to be hot and no more, then brisk up your fire and brown your veal on both sides, then shake some flour over it and brown it; pour in a quart of good broth or gravy, cover it close, and let it stew gently till it is enough; when enough, take out the slices of bacon, and skim all the fat off clean, and beat up the yolks of three eggs with some of the gravy; mix all together, and keep it stirring one way till it is smooth and thick, then take it up, lay your meat in the dish, and pour the sauce over it. Garnish with lemon.

A disguised leg of veal and bacon.

LARD your veal all over with slips of bacon and a little lemon-peel, and boil it with a piece of bacon; when enough, take it up, cut the bacon into slices, and have ready some dried sage and pepper rubbed fine, rub over the bacon, lay the veal in the dish and the bacon round it, strew it all over with fried parsley, and have green sauce in cups, made thus: take two handfuls of sorrel, pound it in a mortar and squeeze out the juice, put it into a sauce-pan with some melted butter, a little sugar, and the juice of lemon. Or you may make it thus: beat two handfuls of sorrel in a mortar, with two pippins quartered, squeeze the juice out, with the juice of a lemon or vinegar, and sweeten it with sugar.

A pillaw of veal.

TAKE a neck or breast of veal, half roast it, then cut it into six pieces, season it with pepper, salt and nutmeg: take a pound of rice, put to it a quart of broth, some mace, and a little salt, do it over a stove or very slow fire till it is thick, but butter the bottom of the dish or pan you do it in: beat up the yolks of six eggs and stir into it, then take a little round deep dish, butter it, lay some of the rice at the bottom, then lay the veal on a round heap and cover it all over with rice, wash

it over with the yolks of eggs, and bake it an hour and a half, then open the top and pour in a pint of rich good gravy. Garnish with a Seville orange cut in quarters, and send it to table hot.

Bombarded veal.

YOU must get a fillet of veal, cut out of it five lean pieces as thick as your hand, round them up a little, then lard them very thick on the round side with little narrow thin pieces of bacon, and lard five sheeps tongues (being first boiled and blanched) lard them here and there with very little bits of lemon-peel, and make a well-seasoned force-meat of veal, bacon, ham, beef suet, and an anchovy beat well; make another tender force-meat of veal, beef suet, mushrooms, spinach, parsley, thyme, sweet-marjoram, winter savory, and green onions. Season with pepper, salt, and mace; beat it well, make a round ball of the other force-meat and stuff in the middle of this, roll it up in a veal caul, and bake it; what is left, tie up like a Bologna sausage, and boil it, but first rub the caul with the yolk of an egg; put the larded veal into a stew-pan with some good gravy, and when it is enough skim off the fat, put in some truffles and morels, and some mushrooms. Your force-meat being baked enough, lay it in the middle, the veal round it, and the tongues fried, and laid between, the boiled cut into slices, and fried, and throw all over. Pour on them the sauce. You may add artichoke-bottoms, sweetbreads, and cocks-combs, if you please. Garnish with lemon.

Veal rolls.

TAKE ten or twelve little thin slices of veal, lay on them some force-meat according to your fancy, roll them up, and tie them just across the middle with coarse thread, put them on a bird-spit, rub them over with the yolks of eggs, flour them, and baste them with butter. Half an hour will do them. Lay them into a dish, and have ready some good gravy, with a few truffles and morels, and some mushrooms. Garnish with lemon.

Olives of veal the French way.

TAKE two pounds of veal, some marrow, two anchovies, the yolks of two hard eggs, a few mushrooms, and some oysters, a little thyme, marjoram, parsley, spinach, lemon-peel, salt, pepper, nutmeg and mace, finely beaten; take your veal caul, lay a layer of bacon and a layer of the ingredients, and a layer of the bacon and a layer of the ingredients, roll it in the veal caul, and either roast it or bake it. An hour will do either. When enough, cut it into slices, lay it into your dish, and pour good gravy over it. Garnish with lemon.

Scotch collops à la François.

TAKE a leg of veal, cut it very thin, lard it with bacon, then take half a pint of ale boiling, and pour over it till the blood is out, and then pour the ale into a bason; take a few sweet-herbs chopped small, strew them over the veal and fry it in butter, flour it a little till enough, then put it into a dish and pour the butter away, toast little thin pieces of bacon and lay round, pour the ale into the stew-pan with two anchovies and a glass of white wine, then beat up the yolks of two eggs and stir in, with a little nutmeg, some pepper, and a piece of butter, shake all together till thick, and then pour it into the dish. Garnish with lemon.

To make a savoury dish of veal.

CUT large collops out of a leg of veal, spread them abroad on a dresser, hack them with the back of a knife, and dip them in the yolks of eggs; season them with cloves, mace, nutmeg and pepper, beat fine; make force-meat with some of your veal, beef suet, oysters chopped, sweet-herbs shred fine, and the aforesaid spice, strew all these over your collops, roll and tie them up, put them on skewers, tie them to a spit, and roast them; to the rest of your force-meat add a raw egg or two, roll them in balls and fry them, put them in your dish with your meat when roasted, and make the sauce with strong broth, an anchovy, a shalot, a little white wine, and some spice. Let it stew, and thicken it with a piece of butter rolled in flour, pour the sauce into the dish, lay the meat in, and garnish with lemon.

Scotch collops larded.

PREPARE a fillet of veal, cut into thin slices, cut off the skin and fat, lard them with bacon, fry them brown, then take them out, and lay them in a dish, pour out all the butter, take a quarter of a pound of butter and melt it in the pan, then strew in a handful of flour; stir it till it is brown, and pour in three pints of good gravy, a bundle of sweet-herbs, and an onion, which you must take out soon; let it boil a little, then put in the collops, let them stew half a quarter of an hour, put in some force-meat balls fried, the yolks of two eggs, a piece of butter, and a few pickled mushrooms; stir all together for a minute or two till it is thick; and then dish it up. Garnish with lemon.

To do them white.

AFTER you have cut your veal in thin slices, lard it with bacon; season it with cloves, mace, nutmeg, pepper, and salt, some grated bread, and sweet-herbs. Stew the knuckle in as little liquor as you can, a bunch of sweet-herbs, some whole pepper, a blade of mace, and four cloves; then take a pint of the broth, stew the cutlets in it, and add to it a quarter of a pint of white wine, some mushrooms, a piece of butter roiled in flour, and the yolks of two eggs; stir all together till it is thick, and then dish it up. Garnish with lemon.

Veal blanquets.

ROAST a piece of veal, cut off the skin and nervous parts, cut it into little thin bits, put some butter into a stew-pan over the fire with some chopped onions, fry them a little, then add a dust of flour, stir it together, and put in some good broth, or gravy, and a bundle of sweet-herbs: season it with spice, make it of a good taste, and then put in your veal, the yolks of two eggs beat up with cream and grated nutmeg, some chopped parsley, a shallot, some lemon-peel grated, and a little juice of lemon. Keep it stirring one way; when enough, dish it up.

A shoulder of veal à la Piemontoise.

TAKE a shoulder of veal, cut off the skin that it may hang at one end, then lard the meat with bacon and ham, and season it with pepper, salt, mace, sweet-herbs, parsley and lemon-peel; cover it again with the skin, stew it with gravy, and

and when it is just tender take it up; then take sorrel, some lettuce chopped small, and stew them in some butter with parsley, onions, and mushrooms: the herbs being tender put to them some of the liquor, some sweetbreads and some bits of ham. Let all stew together a little while, then lift up the skin, lay the stewed herbs over and under, cover it with the skin again, wet it with melted butter, strew it over with crumbs of bread, and send it to the oven to brown; serve it hot, with some good gravy in the dish. The French strew it over with parmesan before it goes to the oven.

A calf's head surprise.

YOU must bone it, but not split it, cleanse it well, fill it with a ragoo (in the form it was before) made thus: take two sweetbreads, each sweetbread being cut into eight pieces, an ox's palate boiled tender and cut into little pieces, some cocks combs, half an ounce of truffles and morels, some mushrooms, some artichoke-bottoms, and asparagus tops; stew all these in half a pint of good gravy, season it with two or three blades of mace, four cloves, half a nutmeg, a very little pepper, and some salt, pound all these together, and put them into the ragoo: when it has stewed about half an hour, take the yolks of three eggs beat up with two spoonfuls of cream and two of white wine, put it to the ragoo, keep it stirring one way for fear of turning, and stir in a piece of butter rolled in flour; when it is very thick and smooth fill the head, make a force-meat with half a pound of veal, half a pound of beef suet, as much crumbs of bread, a few sweet-herbs, a little lemon-peel, and some pepper, salt, and mace, all beat fine together in a marble mortar; mix it up with two eggs, make a few balls (about twenty) put them into the ragoo in the head, then fasten the head with fine wooden-skewers, lay the force-meat over the head, do it over with the yolks of two eggs, and send it to the oven to bake. It will take about two hours baking. You must lay pieces of butter all over the head, and then flour it. When it is baked enough, lay it in your dish, and have a pint of good fried gravy. If there is any gravy in the dish the head was baked in, put it to the other gravy, and boil it up; pour it into your dish, and garnish with lemon. You may throw some mushrooms over the head.

Sweetbreads of veal à la Dauphine.

TAKE the largest sweetbreads you can get, open them in such a manner as you can stuff in force-meat, three will make a fine dish; make your force-meat with a large fowl or young
cock,

cock, skin it, and pick off all the flesh, take half a pound of fat and lean bacon, cut these very fine and beat them in a mortar; season it with an anchovy, some nutmeg, a little lemon-peel, a very little thyme, and some parsley: mix these up with the yolk of an egg, fill your sweetbreads and fasten them with fine wooden skewers; take the stew-pan, lay layers of bacon at the bottom of the pan, season them with pepper, salt, mace, cloves, sweet-herbs, and a large onion sliced, upon that lay thin slices of veal, and then lay on your sweetbreads; cover it close, let it stand eight or ten minutes over a slow fire, and then pour in a quart of boiling water or broth; cover it close, and let it stew two hours very softly, then take out the sweetbreads, keep them hot, strain the gravy, skim all the fat off, boil it up till there is about half a pint, put in the sweetbreads, and give them two or three minutes stew in the gravy, then lay them in the dish, and pour the gravy over them. Garnish with lemon.

Another way to dress sweetbreads.

DO not put any water or gravy into the stew-pan, but put the same veal and bacon over the sweetbreads, and season as under directed; cover them close, put fire over as well as under, and when they are enough, take out the sweetbreads, put in a ladleful of gravy, boil it and strain it, skim off all the fat, let it boil till it jellies, and then put in the sweetbreads to glaze: lay essence of ham in the dish, and lay the sweetbreads upon it; or make a very rich gravy with mushrooms, truffles and morels, a glass of white wine, and two spoonfuls of catchup. Garnish with cocks combs forced and stewed in the gravy.

Note, You may add to the first, truffles, morels, mushrooms, cocks combs, palates, artichoke-bottoms, two spoonfuls of white wine, two of catchup, or just as you please.

N. B. There are many ways of dressing sweetbreads: you may lard them with thin slips of bacon, and roast them with what sauce you please; or you may marinate them, cut them into thin slices, flour them and fry them. Serve them up with fried parsley, and either butter or gravy. Garnish with lemon.

Calf's chitterlings or andouilles.

TAKE some of the largest calf's guts, cleanse them, cut them in pieces proportionable to the length of the puddings you design to make, and tie one end to these pieces; then take some
some

bacon, with a calf's udder and chaldron blanched, and cut into dice or slices, put them into a stew-pan and season with fine spice pounded, a bay-leaf, some salt, pepper, and shallot cut small, and about half a pint of cream; toss it up, take off the pan, and thicken your mixture with four or five yolks of eggs and some crumbs of bread, then fill up your chitterlings with the stuffing, keep it warm, tie the other ends with packthread, blanch and boil them like hog's chitterlings, let them grow cold in their own liquor before you serve them up; boil them over a moderate fire, and serve them up pretty hot. These sort of andouilles, or puddings, must be made in summer, when hogs are seldom killed.

To dress calf's chitterlings curiously.

CUT a calf's Int in slices of its length, and the thickness of a finger, together with some ham, bacon, and the white of chickens, cut after the same manner; put the whole into a stew-pan, seasoned with salt, pepper, sweet-herbs, and spice, then take the guts cleansed, cut and divide them in parcels, and fill them with your slices; then lay in the bottom of a kettle or pan some slices of bacon and veal, season them with some pepper, salt, a bay-leaf, and an onion, and lay some bacon and veal over them; then put in a pint of white wine, and let it stew softly, close covered with fire over and under it, if the pot or pan will allow it; then broil the puddings on a sheet of white paper, well buttered on the inside.

To dress a ham à la Braise.

CLEAR the knuckle, take off the swerd, and lay it in water to freshen; then tie it about with a string, take slices of bacon and beef, beat and season them well with spice and sweet-herbs; then lay them in the bottom of a kettle with onions, parsnips, and carrots sliced, with some cives and parsley; lay in your ham the fat side uppermost, and cover it with slices of beef, and over that slices of bacon, then lay on some sliced roots and herbs, the same as under it: cover it close, and stop it close with paste, put fire both over and under it, and let it stew with a very slow fire twelve hours; put it in a pan, drudge it well with grated bread, and brown it with a hot iron; then serve it up on a clean napkin: garnish with raw parsley.

Note, If you eat it hot, make a ragoo thus: take a veal sweet-bread, some livers of fowls, cocks combs, mushrooms, and truffles; toss them up in a pint of good gravy, seasoned with
spice

spice as you like, thicken it with a piece of butter rolled in flour, and a glass of red wine; then brown your ham as above, and let it stand a quarter of an hour to drain the fat out; take the liquor it was stewed in, strain it, skim all the fat off, put it to the gravy, and boil it up. It will do as well as the essence of ham. Sometimes you may serve it up with a ragoo of crawfish, and sometimes with carp sauce.

To roast a ham or gammon.

TAKE off the sword, or what we call the skin, or rind, and lay it in luke-warm water for two or three hours; then lay it in a pan, pour upon it a quart of canary, and let it steep in it for ten or twelve hours. When you have spitted it, put some sheets of white paper over the fat side, pour the canary in which it was soaked in the dripping-pan, and baste it with it all the time it is roasting; when it is roasted enough, pull off the paper, and drudge it well with crumbled bread and parsley shred fine; make the fire brisk, and brown it well. If you eat it hot, garnish it with raspings of bread; if cold, serve it on a clean napkin, and garnish it with green parsley for a second course.

To stuff a chine of pork.

MAKE a stuffing of the fat leaf of pork, parsley, thyme, sage, eggs, crumbs of bread; season it with pepper, salt, shallot, and nutmeg, and stuff it thick; then roast it gently, and when it is about a quarter roasted, cut the skin in slips, and make your sauce with apples, lemon-peel, two or three cloves, and a blade of mace; sweeten it with sugar, put some butter in, and have mustard in a cup.

Various ways of dressing a pig.

FIRST skin your pig up to the ears whole, then make a good plum-pudding batter, with good beef fat, fruit, eggs, milk, and flour, fill the skin, and sew it up; it will look like a pig; but you must bake it, flour it very well, and rub it all over with butter, and when it is near enough, draw it to the oven's mouth, rub it dry, and put it in again for a few minutes; lay it in the dish, and let the sauce be small gravy and butter in the dish: cut the other part of the pig into four quarters, roast them as you do lamb, throw mint and parsley on it as it roasts; then lay them on water-creffes, and have mint-sauce in a bason.

Any

Any one of these quarters will make a pretty side-dish: or take one quarter and roast, cut the other into steaks, and fry them fine and brown. Have stewed spinach in the dish, and lay the roast upon it, and the fried in the middle. Garnish with hard eggs and Seville oranges cut into quarters, and have some butter in a cup: or for change, you may have good gravy in the dish, and garnish with fried parsley and lemon; or you may make a ragout of sweetbreads, artichoke-bottoms, truffles, morels, and good gravy, and pour over them. Garnish with lemon. Either of these will do for a top dish of a first course, or bottom dishes at a second course. You may fricasey it white for a second course at top, or a side-dish.

You may take a pig, skin him, and fill him with force-meat made thus: take two pounds of young pork, fat and all, two pounds of veal the same, some sage, thyme, parsley, a little lemon-peel, pepper, salt, mace, cloves and a nutmeg; mix them, and beat them fine in a mortar, then fill the pig, and sew it up. You may either roast or bake it. Have nothing but good gravy in the dish. Or you may cut it into slices, and lay the head in the middle. Save the head whole with the skin on, and roast it by itself: when it is enough cut it in two, and lay in your dish: have ready some good gravy and dried sage rubbed in it, thicken it with a piece of butter rolled in flour, take out the brains, beat them up with the gravy, and pour them into the dish. You may add a hard egg chopped, and put into the sauce.

Note, You may make a very good pie of it, as you may see in the directions for pies, which you may either make a bottom or side-dish.

You must observe in your white fricasey that you take off the fat; or you may make a very good dish thus; take a quarter of pig skinned, cut it into chops, season them with spice, and wash them with the yolks of eggs, butter the bottom of a dish, lay these steaks on the dish, and upon every steak lay some force-meat the thickness of a half crown, made thus: take half a pound of veal, and of fat pork the same quantity, chop them very well together, and beat them in a mortar fine; add some sweet-herbs and sage, a little lemon-peel, nutmeg, pepper and salt, and a little beaten mace; upon this lay a layer of bacon, or ham, and then a bay-leaf; take a little fine skewer and stick just in about two inches long, to hold them together, then pour a little melted butter over them, and send them to the oven to bake; when they are enough lay them

in your dish, and pour good gravy over them, with mushrooms, and garnish with lemon.

A pig in jelly.

CUT it into quarters, and lay it in your stew-pan, put in one calf's foot and the pig's feet, a pint of Rhenish wine, the juice of four lemons, and one quart of water, three or four blades of mace, two or three cloves, some salt, and a very little piece of lemon-peel; stew it, or do it over a slow fire two hours; then take it up, lay the pig into the dish you intended it for, then strain the liquor, and when the jelly is cold, skim off the fat, and leave the settling at the bottom. Warm the jelly again, and pour over the pig; then serve it up cold in the jelly.

To dress a pig the French way.

SPIT your pig, lay it down to the fire, let it roast till it is thoroughly warm, then cut it off the spit, and divide it in twenty pieces. Set them to stew in half a pint of white wine, and a pint of strong broth, seasoned with grated nutmeg, pepper, two onions cut small, and some stripped thyme. Let it stew an hour, then put to it half a pint of strong gravy, a piece of butter rolled in flour, some anchovies, and a spoonful of vinegar, or mushroom-pickle: when it is enough, lay it in your dish, and pour the gravy over it, then garnish with orange and lemon.

To dress a pig au pere-douillet.

CUT off the head, and divide it into quarters, lard them with bacon, season them well with mace, cloves, pepper, nutmeg, and salt. Lay a layer of fat bacon at the bottom of a kettle, lay the head in the middle, and the quarters round; then put in a bay-leaf, one rocambole, an onion sliced, lemon, carrots, parsnips, parsley, and cives; cover it again with bacon, put in a quart of broth, stew it over the fire for an hour, and then take it up, put your pig into a stew-pan or kettle, pour in a bottle of white wine, cover it close, and let it stew for an hour very softly. If you would serve it cold, let it stand till it is cold; then drain it well, and wipe it, that it may look white, and lay it in a dish with the head in the middle, and the quarters round, then throw some green parsley all over: or any one of the quarters is a very pretty little dish, laid on water-creffes.

If

If you would have it hot, whilst your pig is stewing in the wine, take the first gravy it was stewed in, and strain it, skim off all the fat, then take a sweetbread cut into five or six slices, some truffles, morels, and mushrooms; stew all together till they are enough, thicken it with the yolks of two eggs, or a piece of butter rolled in flour, and when your pig is enough take it out, and lay it in your dish; and put the wine it was stewed in to the ragoo; then pour all over the pig, and garnish with lemon.

A pig matelote.

GUT and scald your pig, cut off the head and petty-toes, then cut your pig in four quarters, put them with the head and toes into cold water; cover the bottom of a stew-pan with slices of bacon, and place over them the said quarters, with the petty-toes and the head cut in two. Season the whole with pepper, salt, thyme, bay-leaf, an onion, and a bottle of white wine; lay over more slices of bacon, put over it a quart of water, and let it boil. Take two large eels, skin and gut them, and cut them about five or six inches long; when your pig is half done, put in your eels, then boil a dozen of large craw-fish, cut off the claws, and take off the shells of the tails; and when your pig and eels are enough, lay first your pig and the petty-toes round it, but don't put in the head (it will be a pretty dish cold) then lay your eels and craw-fish over them, and take the liquor they were stewed in, skin off all the fat, then add to it half a pint of strong gravy thickened with a little piece of burnt butter, and pour over it, then garnish with craw-fish and lemon. This will do for a first course, or remove. Fry the brains and lay round, and all over the dish.

To dress a pig like a fat lamb.

TAKE a fat pig, cut off his head, slit and truss him up like a lamb; when he is slit through the middle and skinned, par-boil him a little, then throw some parsley over him, roast it and drudge it. Let your sauce be half a pound of butter and a pint of cream, stirred all together till it is smooth; then pour it over and send it to table.

To roast a pig with the hair on.

DRAW your pig very clean at the vent, then take out the guts, liver, and lights; cut off his feet, and truss him, prick up his belly, spit him, lay him down to the fire, but take
care

care not to scorch him: when the skin begins to rise up in blisters, pull off the skin, hair and all: when you have cleared the pig of both, scotch him down to the bones, and baste him with butter and cream, or half a pound of butter, and a pint of milk, put it into the dripping-pan, and keep basting it well; then throw some salt over it, and drudge it with crumbs of bread till it is half an inch or an inch thick. When it is enough, and of a fine brown, but not scorched, take it up, lay it in your dish, and let your sauce be good gravy thickened with butter rolled in a little flour, or else make the following sauce: take half a pound of butter and a pint of cream, put them on the fire, and keep them stirring one way all the time; when the butter is melted, and the sauce thickened, pour it into your dish. Don't garnish with any thing, unless some raspings of bread; and then with your finger figure it as you fancy.

To roast a pig with the skin on.

LET your pig be newly killed, draw him, flay him, and wipe him very dry with a cloth; then make a hard meat with a pint of cream, the yolks of six eggs, grated bread, and beef suet, seasoned with salt, pepper, mace, nutmeg, thyme, and lemon-peel; make of this a pretty stiff pudding, stuff the belly of the pig, and sew it up; then spit it, and lay it down to roast. Let your dripping-pan be very clean, then pour into it a pint of red wine, grate some nutmeg all over it, then throw a little salt over, a little thyme, and some lemon-peel minced; when it is enough shake a little flour over it, and baste it with butter, to have a fine froth. Take it up and lay it in a dish, cut off the head, take the sauce which is in your dripping-pan, and thicken it with a piece of butter; then take the brains, bruise them, mix them with the sauce, rub in a little dried sage, pour it into your dish, and serve it up. Garnish with hard eggs cut into quarters, and if you have not sauce enough add half a pint of good gravy.

Note, You must take great care no ashes fall into the dripping-pan, which may be prevented by having a good fire, which will not want any stirring.

To make a pretty dish of a breast of venison.

TAKE half a pound of butter, flour your venison, and fry it of a fine brown on both sides; then take it up and keep it hot covered in the dish: take some flour, and stir it into the butter till it is quite thick and brown (but take great care it
don't

don't burn) stir in half a pound of lump sugar beat fine, and pour in as much red wine as will make it of the thickness of a ragoo; squeeze in the juice of a lemon, give it a boil up, and pour it over the venison. Don't garnish the dish, but send it to table.

To boil a haunch or neck of venison.

LAY it in salt for a week, then boil it in a cloth well floured; for every pound of venison allow a quarter of an hour for the boiling. For sauce you must boil some cauliflowers, pulled into little sprigs in milk and water, some fine white cabbage, some turnips, cut into dice, with some beet-root cut into long narrow pieces about an inch and a half long, and half an inch thick: lay a sprig of cauliflower, and some of the turnips mashed with some cream and a little butter; let your cabbage be boiled, and then beat in a saucepan with a piece of butter and salt, lay that next the cauliflower, then the turnips, then cabbage and so on, till the dish is full; place the beet-root here and there, just as you fancy; it looks very pretty, and is a fine dish. Have a little melted butter in a cup, if wanted.

Note, A leg of mutton cut venison fashion, and dressed the same way, is a pretty dish: or a fine neck, with the scraig cut off. This eats well boiled or hashed, with gravy and sweet sauce the next day.

To boil a leg of mutton like venison.

TAKE a leg of mutton cut venison fashion, boil it in a cloth well floured; and have three or four cauliflowers boiled, pulled into sprigs, stewed in a saucepan with butter, and a little pepper and salt; then have some spinach picked and washed clean, put it into a saucepan with a little salt, covered close and stewed a little while; then drain the liquor, and pour in a quarter of a pint of good gravy, a good piece of butter rolled in flour, and a little pepper and salt; when stewed enough lay the spinach in the dish, the mutton in the middle, and the cauliflower over it, then pour the butter the cauliflower was stewed in over it all: but you are to observe in stewing the cauliflower, to melt your butter nicely, as for sauce, before the cauliflower goes in. This is a genteel dish for a first course at bottom.

To roast tripe:

CUT your tripe in two square pieces, somewhat long, have a force-meat made of crumbs of bread, pepper, salt, nutmeg, sweet-herbs, lemon-peel, and the yolks of eggs mixt all together; spread it on the fat side of the tripe, and lay the other fat side next it; then roll it as light as you can, and tie it with a packthread; spit it, roast it, and baste it with butter; when roasted lay it in your dish, and for sauce melt some butter, and add what drops from the tripe. Boil it together, and garnish with raspings.

To dress P O U L T R Y.

To roast a turkey.

THE best way to roast a turkey is to loosen the skin on the breast of the turkey, and fill it with force-meat made thus: take a quarter of a pound of beef-suet, as many crumbs of bread, a little lemon-peel, an anchovy, some nutmeg, pepper, parsley, and a little thyme. Chop and beat them all well together, mix them with the yolk of an egg, and stuff up the breast; when you have no suet, butter will do: or you may make your force-meat thus: spread bread and butter thin, and grate some nutmeg over it: when you have enough roll it up, and stuff the breast of the turkey; then roast it of a fine brown, but be sure to pin some white paper on the breast till it is near enough. You must have good gravy in the dish, and bread sauce made thus: take a good piece of crumb, put it into a pint of water, with a blade or two of mace, two or three cloves, and some whole pepper. Boil it up five or six times, then with a spoon take out the spice you had before put in, and then you must pour off the water, (you may boil an onion in it if you please) then beat up the bread with a good piece of butter and a little salt; or onion-sauce, made thus: take some onions, peel them and cut them into thin slices, and boil them half an hour in milk and water; then drain the water from them and beat them up with a good piece of butter; shake a little flour in, and stir it all together with a little cream, if you have it, (or milk will do) put the sauce into boats, and garnish with lemon.

Another way to make sauce: Take half a pint of oysters, strain the liquor, and put the oysters with the liquor into a sauce-pan, with a blade or two of mace; let them just lump, then pour in a glass of white wine, let it boil once, and thicken it

it with a piece of butter rolled in flour. Serve this up in a bason by itself, with good gravy in the dish, for every body don't love oyster-sauce. This makes a pretty side dish for supper, or a corner dish of a table for dinner. If you chafe it in the dish, add half a pint of gravy to it, and boil it up together. This sauce is good either with boiled or roasted turkies or fowls; but you may leave the gravy out, adding as much butter as will do for sauce, and garnishing with lemon.

To make a mock oyster-sauce, either for turkies or fowls boiled.

FORCE the turkies or fowls as above, and make your sauce thus: take a quarter of a pint of water, an anchovy, a blade or two of mace, a piece of lemon-peel, and five or six whole pepper-corns. Boil these together, then strain them, add as much butter with a little flour as will do for sauce; let it boil, and lay sausages round the fowl or turkey. Garnish with lemon.

To make mushroom sauce for white fowls of all sorts.

Take a pint of mushrooms, wash and pick them very clean, and put them into a sauce-pan, with a little salt, some nutmeg, a blade of mace, a pint of cream, and a good piece of butter rolled in flour. Boil these all together, and keep stirring them; then pour your sauce into your dish, and garnish with lemon.

Mushroom-sauce for white fowls boiled.

TAKE half a pint of cream, and a quarter of a pound of butter, stir them together one way till it is thick; then add a spoonful of mushroom pickle, pickled mushrooms, or fresh if you have them. Garnish only with lemon.

To make celery-sauce, either for roasted or boiled fowls, turkies, partridges, or any other game.

TAKE a large bunch of celery, wash and pare it very clean, cut it into little thin bits, and boil it softly in a little water till it is tender; then add a little beaten mace, some nutmeg, pepper, and salt, thickened with a good piece of butter rolled in flour; then boil it up, and pour in your dish.

YOU may make it with cream thus: boil your celery as above, and add some mace, nutmeg, a piece of butter as big as a walnut rolled in flour, and half a pint of cream; boil them all together, and you may add, if you will, a glass of white wine, and a spoonful of catchup.

To make brown celery-sauce.

STEW the celery as above, then add mace, nutmeg, pepper, salt, a piece of butter rolled in flour, with a glass of red wine, a spoonful of catchup, and half a pint of good gravy; boil all these together, and pour into the dish. Garnish with lemon.

To stew a turkey or fowl in celery-sauce.

YOU must judge according to the largeness of your turkey or fowls, what celery or sauce you want. Take a large fowl, put it into a sauce-pan or pot, and put to it one quart of good broth or gravy, a bunch of celery washed clean and cut small, with some mace, cloves, pepper, and all-spice tied loose in a muslin rag; put in an onion and a sprig of thyme; let these stew softly till they are enough, then add a piece of butter rolled in flour; take up your fowl, and pour the sauce over it. An hour will do a large fowl, or a small turkey; but a very large turkey will take two hours to do it softly. If it is over done or dry it is spoiled; but you may be a judge of that, if you look at it now and then. Mind to take out the onion, thyme, and spice, before you send it to table.

Note, A neck of veal done this way is very good, and will take two hours doing.

To make egg-sauce proper for roasted chickens.

MELT your butter thick and fine, chop two or three hard-boiled eggs fine, put them into a bason, pour the butter over them, and have good gravy in the dish.

Shalot-sauce for roasted fowls.

TAKE five or six shalots peeled and cut small, put them into a sauce-pan, with two spoonfuls of white wine, two of water, and two of vinegar; give them a boil up, and pour them into your dish, with a little pepper and salt. Fowls roasted and laid on water-creffes is very good, without any other sauce.

Shalot-

Shalot-sauce for a scraig of mutton boiled.

TAKE two spoonfuls of the liquor the mutton is boiled in, two spoonfuls of vinegar, two or three shalots cut fine, with a little salt; put it into a saucepan, with a piece of butter as big as a walnut rolled in a little flour; stir it together, and give it a boil. For those who love shalot, it is the prettiest sauce that can be made to a scraig of mutton.

To dress livers with mushroom-sauce.

TAKE some pickled or fresh mushrooms, cut small; both if you have them, and let the livers be bruised fine, with a good deal of parsley chopped small, a spoonful or two of catchup, a glass of white wine, and as much good gravy as will make sauce enough; thicken it with a piece of butter rolled in flour. This does either for roasted or boiled.

A pretty little sauce.

TAKE the liver of the fowl, bruise it with a little of the liquor, cut a little lemon-peel fine, melt some good butter, and mix the liver by degrees; give it a boil, and pour it into the dish.

To make lemon-sauce for boiled fowls.

TAKE a lemon, pare off the rind, then cut it into slices, and cut it small; take all the kernels out, bruise the liver with two or three spoonfuls of good gravy, then melt some butter, mix it all together, give them a boil, and cut in a little lemon-peel very small.

A German way of dressing fowls.

TAKE a turkey or fowl, stuff the breast with what forcemeat you like, and fill the body with roasted chesnuts peeled. Roast it, and have some more roasted chesnuts peeled, put them in half a pint of good gravy, with a little piece of butter rolled in flour; boil these together, with some small turnips and sausages cut in slices, and fried or boiled. Garnish with chesnuts.

Note, You may dress ducks the same way.

To dress a turkey or fowl to perfection.

BONE them, and make a force-meat thus : take the flesh of a fowl, cut it small, then take a pound of veal, beat it in a mortar, with half a pound of beef-sewet, as much crumbs of bread, some mushrooms, truffles and morels cut small, a few sweet-herbs and parsley, with some nutmeg, pepper, and salt, a little mace beaten, some lemon-peel cut fine ; mix all these together, with the yolks of two eggs, then fill your turkey, and roast it. This will do for a large turkey, and so in proportion for a fowl. Let your sauce be good gravy, with mushrooms, truffles and morels in it : then garnish with lemon, and for variety sake you may lard your fowl or turkey,

To stew a turkey brown.

TAKE your turkey, after it is nicely picked and drawn, fill the skin of the breast with force-meat, and put an anchovy, a shalot, and a little thyme in the belly, lard the breast with bacon, then put a good piece of butter in the stew-pan, flour the turkey, and fry it just of a fine brown ; then take it out, and put it into a deep stew-pan, or little pot, that will just hold it, and put in as much gravy as will barely cover it, a glass of red wine, some whole pepper, mace, two or three cloves, and a little bundle of sweet-herbs ; cover it close, and stew it for an hour, then take up the turkey, and keep it hot covered by the fire, and boil the sauce to about a pint, strain it off, add the yolks of two eggs, and a piece of butter rolled in flour ; stir it till it is thick, and then lay your turkey in the dish, and pour your sauce over it. You may have ready some little French loaves, about the bigness of an egg, cut off the tops, and take out the crumb ; then fry them of a fine brown, fill them with stewed oysters, lay them round the dish, and garnish with lemon.

To stew a turkey brown the nice way.

BONE it, and fill it with a force-meat made thus : take the flesh of a fowl, half a pound of veal, and the flesh of two pigeons, with a well pickled or dry tongue, peel it, and chop it all together, then beat in a mortar, with the marrow of a beef bone, or a pound of the fat of a loin of veal ; season it with two or three blades of mace, two or three cloves,

and half a nutmeg dried at a good distance from the fire and pounded, with a little pepper and salt : mix all these well together, fill your turkey, fry them of a fine brown, and put it into a little pot that will just hold it ; lay four or five skewers at the bottom of the pot, to keep the turkey from sticking ; put in a quart of good beef and veal gravy, wherein was boiled spice and sweet-herbs, cover it close, and let it stew half an hour ; then put in a glass of red wine, one spoonful of catchup, a large spoonful of pickled mushrooms, and a few fresh ones, if you have them, a few truffles and morels, a piece of butter as big as a walnut rolled in flour ; cover it close, and let it stew half an hour longer ; get the little French rolls ready fried, take some oysters, and strain the liquor from them, then put the oysters and liquor into a sauce-pan, with a blade of mace, a little white wine, and a piece of butter rolled in flour ; let them stew till it is thick, then fill the loaves, lay the turkey in the dish, and pour the sauce over it. If there is any fat on the gravy take it off, and lay the loaves on each side of the turkey. Garnish with lemon when you have no loaves, and take oysters dipped in batter and fried.

Note, The same will do for any white fowl.

A fowl à la braise.

TRUSS your fowl, with the leg turned into the belly, season it both inside and out, with beaten mace, nutmeg, pepper, and salt, lay a layer of bacon at the bottom of a deep stew-pan, than a layer of veal, and afterwards the fowl, then put in an onion, two or three cloves stuck in a little bundle of sweet-herbs, with a piece of carrot, then put at the top a layer of bacon, another of veal, and a third of beef, cover it close, and let it stand over the fire for two or three minutes, then pour in a pint of broth, or hot water ; cover it close, and let it stew an hour, afterwards take up your fowl, strain the sauce, and after you have skimmed off the fat, thicken it with a little piece of butter. You may add just what you please to the sauce. A ragoût of sweet-herbs, cocks combs, truffles and morels, or mushrooms, with force-meat balls, looks very pretty, or any of the sauces above.

To force a fowl.

TAKE a good fowl, pick and draw it, slit the skin down the back, and take the flesh from the bones, mince it very small, and mix it with one pound of beef suet shred, a pint of large

oysters chopped, two anchovies, a shallot, a little grated bread, and some sweet-herbs; shred all this very well, mix them together, and make it up with the yolks of eggs, then turn all these ingredients on the bones again, and draw the skin over again, then sew up the back, and either boil the fowl in a bladder an hour and a quarter, or roast it, then stew some more oysters in gravy, bruise in a little of your forcemeat, mix it up with a little fresh butter, and a very little flour; then give it a boil, lay your fowl in the dish, and pour the sauce over it, garnishing with lemon.

To roast a fowl with chesnuts.

FIRST take some chesnuts, roast them very carefully, so as not to burn them, take off the skin, and peel them, take about a dozen of them cut small, and bruise them in a mortar; par-boil the liver of the fowl, bruise it, cut about a quarter of a pound of ham or bacon, and pound it; then mix them all together, with a good deal of parsley chopped small, a little sweet-herbs, some mace, pepper, salt, and nutmeg; mix these together and put into your fowl, and roast it. The best way of doing it is to tie the neck, and hang it up by the legs to roast with a string, and baste it with butter. For sauce take the rest of the chesnuts peeled and skinned, put them into some good gravy, with a little white wine, and thicken it with a piece of butter rolled in flour: then take up your fowl, lay it in the dish, and pour in the sauce. Garnish with lemon.

Pullets à la Sainte Menehout.

AFTER having trussed the legs in the body, slit them along the back, spread them open on a table, take out the thigh bone, and beat them with a rolling-pin; then season them with pepper, salt, mace, nutmeg, and sweet-herbs; after that take a pound and a half of veal, cut it into thin slices, and lay it in a stew-pan of a convenient size to stew the pullets in: cover it, and set it over a stove or slow fire, and when it begins to cleave to the pan, stir in a little flour, shake the pan about till it be a little brown, then pour in as much broth as will stew the fowls, stir it together, put in a little whole pepper, an onion, and a little piece of bacon or ham; then lay in your fowls, cover them close, and let them stew half an hour; then take them out, lay them on the gridiron to brown on the inside, then lay them before the fire to do on the outside; strew them over with the yolk of an egg, some crumbs of bread, and baste them with a little

little butter: let them be of a fine brown, and boil the gravy till there is about enough for sauce, strain it, put a few mushrooms in, and a little piece of butter rolled in flour; lay the pullets in the dish, and pour in the sauce. Garnish with lemon.

Note, You may brown them in the oven, or fry them, which you please.

Chicken surprize.

IF a small dish, one large fowl will do; roast it, and take the lean from the bone, cut it in thin slices, about an inch long, toss it up with six or seven spoonfuls of cream, and a piece of butter rolled in flour, as big as a walnut. Boil it up and set it to cool; then cut six or seven thin slices of bacon round, place them in a petty-pan, and put some force-meat on each side, work them up in the form of a French roll, with a raw egg in your hand, leaving a hollow place in the middle; put in your fowl, and cover them with some of the same force-meat, rubbing them smooth with your hand and a raw egg; make them of the height and bigness of a French roll, and throw a little fine grated bread over them. Bake them three quarters or an hour in a gentle oven, or under a baking cover, till they come to a fine brown, and place them on your mazarine, that they may not touch one another, but place them so that they may not fall flat in the baking; or you may form them on your table with a broad kitchen knife, and place them on the thing you intend to bake them on. You may put the leg of a chicken into one of the loaves you intend for the middle. Let your sauce be gravy thickened with butter and a little juice of lemon. This is a pretty side-dish for a first course, summer or winter, if you can get them.

Mutton chops in disguise.

TAKE as many mutton chops as you want, rub them with pepper, salt, nutmeg, and a little parsley; roll each chop in half a sheet of white paper, well buttered on the inside, and rolled on each end close. Have some hog's lard, or beef dripping boiling in a stew-pan, put in the steaks, fry them of a fine brown, lay them in your dish, and garnish with fried parsley; throw some all over, have a little good gravy in a cup, but take great care you do not break the paper, nor have any fat in the dish, but let them be well drained.

Chickens

Chickens roasted with force-meat and cucumbers.

TAKE two chickens, dress them very neatly, break the breast bone, and make force-meat thus: take the flesh of a fowl and of two pigeons, with some slices of ham or bacon, chop them all well together, take the crumb of a penny loaf soaked in milk and boiled, then set to cool; when it is cool mix it all together, season it with beaten mace, nutmeg, pepper, and a little salt, a very little thyme, some parsley, and a little lemon-peel, with the yolks of two eggs; then fill your fowls, spit them, and tie them at both ends; after you have papered the breast, take four cucumbers, cut them in two, and lay them in salt and water two or three hours before; then dry them, and fill them with some of the force-meat (which you must take care to save) and tie them with a packthread, flour them and fry them of a fine brown; when your chickens are enough, lay them in the dish and untie your cucumbers, but take care the meat do not come out; then lay them round the chickens with the fat side downwards, and the narrow end upwards. You must have some rich fried gravy, and pour into the dish: then garnish with lemon.

Note, One large fowl done this way, with the cucumbers laid round it, looks very pretty, and is a very good dish.

Chickens à la braise.

YOU must take a couple of fine chickens, lard them, and season them with pepper, salt, and mace; then lay a layer of veal in the bottom of a deep stew-pan, with a slice or two of bacon, an onion cut to pieces, a piece of carrot and a layer of beef; then lay in the chickens with the breast downward, and a bundle of sweet-herbs: after that lay a layer of beef, and put in a quart of broth or water; cover it close, let it stew very softly for an hour after it begins to simmer. In the mean time, get ready a ragoût thus: take a good veal sweet-bread, or two, cut them small, set them on the fire, with a very little broth or water, a few cocks combs, truffles and morels, cut small with an ox palate, if you have it; stew them all together till they are enough; and when your chickens are done, take them up, and keep them hot; then strain the liquor they were stewed in, skim the fat off and pour into your ragoût; add a glass of red wine, a spoonful of catchup, and a few mushrooms; then boil all together, with a few artichoke-bottoms cut in four, and asparagus-tops. If your sauce is not thick enough, take a little piece of butter

butter rolled in flour, and when enough lay your chickens in the dish, and pour the ragoos over them. Garnish with lemon.

Or you may make your sauce thus: take the gravy the fowls were stewed in, strain it, skim off the fat, have ready half a pint of oysters, with the liquor strained, put them to your gravy with a glass of white wine, a good piece of butter rolled in flour; then boil them all together, and pour over your fowls. Garnish with lemon.

To marinate fowls.

TAKE a fine large fowl or turkey, raise the skin from the breast-bone with your finger, then take a veal sweetbread and cut it small, a few oysters, a few mushrooms, an anchovy, some pepper, a little nutmeg, some lemon-peel and a little thyme; chop all together small, and mixt with the yolk of an egg, stuff it in between the skin and the flesh, but take great care you do not break the skin, and then stuff what oysters you please into the body of the fowl. You may lard the breast of the fowl with bacon, if you chuse it. Paper the breast, and roast it. Make good gravy, and garnish with lemon. You may add a few mushrooms to the sauce.

To broil chickens.

SLIT them down the back, and season them with pepper and salt, lay them on a very clear fire, and at a great distance. Let the inside lie next the fire till it is above half done: then turn them, and take great care the fleshy side do not burn, throw some fine raspings of bread over it, and let them be of a fine brown, but not burnt. Let your sauce be good gravy, with mushrooms, and garnish with lemon and the livers broiled, the gizzards cut, slashed, and broiled with pepper and salt.

Or this sauce: take a handful of sorrel, dipped in boiling water, drain it, and have ready half a pint of good gravy, a shallot shred small, and some parsley boiled very green; thicken it with a piece of butter rolled in flour, and add a glass of red wine, then lay your sorrel in heaps round the fowls, and pour the sauce over them. Garnish with lemon.

Note, You may make just what sauce you fancy.

Pulled chickens.

TAKE three chickens, boil them just fit for eating, but not too much; when they are boiled enough, flay all the skin off, and take the white flesh off the bones, pull it into pieces
about

about as thick as a large quill, and half as long as your fingers. Have ready a quarter of a pint of good cream and a piece of fresh butter about as big as an egg, stir them together till the butter is all melted, and then put in your chickens with the gravy that came from them, give them two or three tosses round on the fire, put them into a dish, and send them up hot.

Note, The leg makes a very pretty dish by itself, broiled very nicely with some pepper and salt; the livers being broiled and the gizzards broiled, cut, and slashed, and laid round the legs, with good gravy sauce in the dish. Garnish with lemon.

A pretty way of stewing chickens.

TAKE two fine chickens, half boil them, then take them up in a pewter, or silver dish, if you have one; cut up your fowls, and separate all the joint bones one from another, and then take out the breast bones. If there is not liquor enough from the fowls add a few spoonfuls of water they were boiled in, put in a blade of mace, and a little salt; cover it close with another dish, set it over a stove or chaffing-dish of coals, let it stew till the chickens are enough, and then send them hot to the table in the same dish they were stewed in.

Note, This is a very pretty dish for any sick person, or for a lying-in-lady. For change it is better than butter, and the sauce is very agreeable and pretty.

N. B. You may do rabbits, partridges, or moor-game this way.

Chickens chiringrate.

CUT off their feet, break the breast-bone flat with a rolling-pin, but take care you don't break the skin; flour them, fry them of a fine brown in butter, then drain all the fat out of the pan, but leave the chickens in. Lay a pound of gravy beef cut very thin over your chickens, and a piece of veal cut very thin, a little mace, two or three cloves, some whole pepper, an onion, a little bundle of sweet-herbs, and a piece of carrot, and then pour in a quart of boiling water; cover it close, let it stew for a quarter of an hour, then take out the chickens and keep them hot: let the gravy boil till it is quite rich and good, then strain it off and put it into your pan again; with two spoonfuls of red wine and a few mushrooms; put in your chickens to heat, then take them up, lay them into your dish, and pour your sauce over them. Garnish with lemon, and a few slices of cold ham warmed in the gravy.

Note,

Note, You may fill your chickens with force-meat, and lard them with bacon, and add truffles, morels, and sweetbreads cut small, but then it will be a very high dish.

Chickens boiled with bacon and celery.

BOIL two chickens very white in a pot by themselves, and a piece of ham, or good thick bacon; boil two bunches of celery tender, then cut them about two inches long, all the white part, put it into a saucepan with half a pint of cream, a piece of butter rolled in flour, and some pepper and salt; set it on the fire, and shake it often: when it is thick and fine, lay your chickens in the dish and pour your sauce in the middle, that the celery may lie between the fowls, and garnish the dish all round with slices of ham or bacon.

Note, If you have cold ham in the house, that cut into slices and broiled does full as well, or better, to lay round the dish.

Chickens with tongues. A good dish for a great deal of company.

TAKE six small chickens boiled very white, six hogs tongues, boiled and peeled, a cauliflower boiled very white in milk and water whole, and a good deal of spinach boiled green; then lay your cauliflower in the middle, the chickens close all round, and the tongues round them with the roots outward, and the spinach in little heaps between the tongues. Garnish with little pieces of bacon toasted, and lay a little piece on each of the tongues.

Scotch chickens.

FIRST wash your chickens, dry them in a clean cloth, and singe them, then cut them into quarters; put them into a stewpan or saucepan, and just cover them with water, put in a blade or two of mace, and a little bundle of parsley; cover them close, and let them stew half an hour, then chop half a handful of clean washed parsley, and throw in, and have ready six eggs, whites and all, beat fine. Let your liquor boil up, and pour the egg all over them as it boils; then send all together hot in a deep dish, but take out the bundle of parsley first. You must be sure to skim them well before you put in your mace, and the broth will be fine and clear.

Note, This is also a very pretty dish for sick people, but the Scotch gentlemen are very fond of it.

To marinate chickens.

GUT two chickens into quarters, lay them in vinegar for three or four hours, with pepper, salt, a bay-leaf, and a few cloves, make a very thick batter, first with half a pint of wine and flour, then the yolks of two eggs, a little melted butter, some grated nutmeg and chopped parsley; beat all very well together, dip your fowls in the batter, and fry them in a good deal of hog's lard, which must first boil before you put your chickens in. Let them be of a fine brown, and lay them in your dish like a pyramid, with fried parsley all round them. Garnish with lemon, and have some good gravy in boats or basons.

To stew chickens.

TAKE two chickens, cut them into quarters, wash them clean, and then put them into a saucepan; put to them a quarter of a pint of water, half a pint of red wine, some mace, pepper, a bundle of sweet-herbs, an onion, and a few raspings; cover them close, let them stew half an hour, then take a piece of butter about as big as an egg rolled in flour, put in, and cover it close for five or six minutes, shake the saucepan about, then take out the sweet-herbs and onion. You may take the yolks of two eggs, beat and mixed with them; if you don't like it leave them out. Garnish with lemon.

Ducks à la mode.

TAKE two fine ducks, cut them into quarters, fry them in butter a little brown, then pour out all the fat, and throw a little flour over them; and half a pint of good gravy, a quarter of a pint of red wine, two shallots, an anchovy, and a bundle of sweet-herbs; cover them close, and let them stew a quarter of an hour; take out the herbs, skim off the fat, and let your sauce be as thick as cream; send it to table, and garnish with lemon.

To dress a wild duck the best way.

FIRST half roast it, then lay it in a dish, carve it, but leave the joints hanging together, throw a little pepper and salt, and squeeze the juice of a lemon over it, turn it on the breast,

breast, and press it hard with a plate, and add to its own gravy, two or three spoonfuls of good gravy, cover it close with another dish, and set over a stove ten minutes, then send it to table hot in the dish it was done in, and garnish with lemon. You may add a little red wine, and a shallot cut small, if you like it, but it is apt to make the duck eat hard, unless you first heat the wine and pour it in just as it is done.

To boil a duck or a rabbit with onions.

BOIL your duck or rabbit in a good deal of water, be sure to skim your water, for there will always rise a scum, which if it boils down will discolour your fowls, &c. They will take about half an hour boiling; for sauce, your onions must be peeled, and throw them into water as you peel them, then cut them into thin slices, boil them in milk and water, and skim the liquor. Half an hour will boil them. Throw them into a clean sieve to drain them, put them into a sauce-pan and chop them small, shake in a little flour, put to them two or three spoonfuls of cream, a good piece of butter, stew all together over the fire till they are thick and fine, lay the duck or rabbit in the dish, and pour the sauce all over; if a rabbit, you must cut off the head, cut it in two, and lay it on each side the dish.

Or you may make this sauce for change: take one large onion, cut it small, half a handful of parsley clean washed and picked, chop it small, a lettuce cut small, a quarter of a pint of good gravy, a good piece of butter rolled in a little flour; add a little juice of lemon, a little pepper and salt, let all stew together for half an hour, then add two spoonfuls of red wine. This sauce is most proper for a duck; lay your duck in the dish, and pour your sauce over it.

To dress a duck with green pease.

PUT a deep stew-pan over the fire, with a piece of fresh-butter; singe your duck and flour it, turn it in the pan two or three minutes, then pour out all the fat, but let the duck remain in the pan; put to it half a pint of good gravy, a pint of pease, two lettuces cut small, a small bundle of sweet-herbs, a little pepper and salt, cover them close, and let them stew for half an hour, now and then give the pan a shake; when they are just done, grate in a little nutmeg, and put in a very little beaten mace, and thicken it either with a piece of butter rolled in flour, or the yolk of an egg beat up with two or three spoonfuls of cream; shake it all together for three or four minutes, take out the sweet-herbs,

herbs, lay the duck in the dish, and pour the sauce over it. You may garnish with boiled mint chopped, or let it alone.

To dress a duck with cucumbers.

TAKE three or four cucumbers, pare them, take out the seeds, cut them into little pieces, lay them in vinegar for two or three hours before, with two large onions peeled and sliced, then do your duck as above; then take the duck out, and put in the cucumbers and onions, first drain them in a cloth, let them be a little brown, shake a little flour over them, in the mean time let your duck be stewing in the sauce-pan with half a pint of gravy for a quarter of an hour, then add to it the cucumbers and onions, with pepper and salt to your palate, a good piece of butter rolled in flour, and two or three spoonfuls of red wine; shake all together, and let it stew together for eight or ten minutes, then take up your duck and pour the sauce over it.

Or you may roast your duck, and make this sauce and pour over it, but then a quarter of a pint of gravy will be enough.

To dress a duck à la Braise.

TAKE a duck, lard it with little pieces of bacon, season it inside and out with pepper and salt, lay a layer of bacon cut thin, in the bottom of a stew-pan, and then a layer of lean beef cut thin, then lay your duck with some carrot, an onion, a little bundle of sweet-herbs, a blade or two of mace, and lay a thin layer of beef over the duck; cover it close, and set it over a slow fire for eight or ten minutes, then take off the cover and shake in a little flour, give the pan a shake, pour in a pint of small broth or boiling water; give the pan a shake or two, cover it close again, and let it stew half an hour, then take off the cover, take out the duck and keep it hot, let the sauce boil till there is about a quarter of a pint or little better, then strain it and put it into the stew-pan again, with a glass of red wine; put in your duck, shake the pan, and let it stew four or five minutes; then lay your duck in the dish and pour the sauce over it, and garnish with lemon. If you love your duck very high, you may fill it with the following ingredients: take a veal sweetbread cut in eight or ten pieces, a few truffles, some oysters, a little sweet-herbs and parsley chopped fine, a little pepper, salt, and beaten mace; fill your duck with the above ingredients, tie both ends tight, and dress as above; or you may fill it with force-meat made thus: take a little piece of veal, take all the skin and fat off, beat in a mortar with as much suet, and an equal quantity

ti:y of crumbs of bread, a few sweet-herbs, some parsley chopped, a little lemon-peel, pepper, salt, beaten mace, and nutmeg, and mix it up with the yolk of an egg.

You may stew an ox's palate tender, and cut it into pieces, with some artichoke-bottoms cut into four, and tossed up in the sauce. You may lard your duck or let it alone, just as you please, for my part I think it best without.

To boil ducks the French way.

LET your ducks be larded, and half roasted, then take them off the spit, put them into a large earthen pipkin, with half a pint of red wine, and a pint of good gravy, some chesnuts, first roasted and peeled, half a pint of large oysters, the liquor strained, and the beards taken off, two or three little onions minced small, a very little stripped thyme, mace, pepper, and a little ginger beat fine; cover it close, and let them stew half an hour over a slow fire, and the crust of a French roll grated when you put in your gravy and wine; when they are enough take them up, and pour the sauce over them.

To dress a goose with onions or cabbage.

SALT the goose for a week, then boil it. It will take an hour. You may either make onion-sauce as we do for ducks, or cabbage boiled, chopped, and stewed in butter, with a little pepper and salt; lay the goose in the dish, and pour the sauce over it. It eats very good with either.

Directions for roasting a goose.

TAKE sage, wash it, pick it clean, chop it small, with pepper and salt; roll them with butter, and put them into the belly; never put onion into any thing, unless you are sure every body loves it; take care that your goose be clean picked and washed. I think the best way is to scald a goose, and then you are sure it is clean, and not so strong: let your water be scalding hot, dip in your goose for a minute, then all the feathers will come off clean; when it is quite clean wash it with cold water, and dry it with a cloth; roast it and baste it with butter, and when it is half done throw some flour over it, that it may have a fine brown. Three quarters of an hour will do it at a quick fire, if it is not too large, otherwise it will require an hour. Always have good gravy in a bason, and apple-sauce in another.

A green goose.

NEVER put any seasoning into it, unless desired. You must either put good gravy, or green-sauce in the dish, made thus: take a handful of sorrel, beat in a mortar, and squeeze the juice out, add to it the juice of an orange or lemon, and a little sugar, heat it in a pipkin, and pour it into your dish; but the best way is to put gravy in the dish, and green-sauce in a cup or boat. Or made thus: take half a pint of the juice of sorrel, a spoonful of white wine, a little grated nutmeg, a little grated bread; boil these a quarter of an hour softly, then strain it, and put it into the saucepan again, and sweeten it with a little sugar, give it a boil and pour it into a dish or bason; some like a little piece of butter rolled in flour, and put into it.

To dry a goose.

GET a fat goose, take a handful of common salt, a quarter of an ounce of salt-petre, a quarter of a pound of coarse sugar, mix all together, and rub your goose very well, let it lie in this pickle a fortnight, turning and rubbing it every day, then roll it in bran, and hang it up in a chimney where wood-smoke is for a week. If you have not that conveniency send it to the baker's, the smoke of the oven will dry it; or you may hang it in your own chimney, not too near the fire, but make a fire under it, and lay horse-dung and saw-dust on it, and that will smother and smoke-dry it; when it is well dried keep it in a dry place, you may keep it two or three months or more; when you boil it put in a good deal of water, and be sure to skim it well.

Note, You may boil turnips, or cabbage boiled and stewed in butter or onion-sauce.

To dress a goose in ragoo.

FLAT the breast down with a cleaver, then press it down with your hand, skin it, dip it into scalding water, let it be cold, lard it with bacon, season it well with pepper, salt, and a little beaten mace, then flour it all over, take a pound of good beef-suet cut small, put it into a deep stew-pan, let it be melted, then put in your goose, let it be brown on both sides; when it is brown put in a pint of boiling water, an onion or two, a bundle of sweet-herbs, a bay-leaf, some whole pepper, and a few cloves; cover it close, and let it stew softly till it is tender. About half an hour will do it, if small; if a large one, three quarters of an

an hour. In the mean time make a rago, boil some turnips almost enough, some carrots and onions quite enough; cut them all into little pieces, put them into a sauce-pan with half a pint of good beef gravy, a little pepper and salt, a piece of butter rolled in flour, and let this stew all together a quarter of an hour. Take the goose and drain it well, then lay it in the dish, and pour the rago over it.

Where the onion is disliked, leave it out. You may add cabbage boiled and chopped small.

A goose à la mode.

TAKE a large fine goose, pick it clean, skin it, and cut it down the back, bone it nicely, take the fat off, then take a dried tongue, boil it and peel it: take a fowl, and do it in the same manner as the goose, season it with pepper, salt, and beaten mace, roll it round the tongue, season the goose with the same, put the tongue and fowl in the goose, and sew the goose up again in the same form it was before; put it into a little pot that will just hold it, put to it two quarts of beef gravy, a bundle of sweet-herbs and an onion; put some slices of ham, or good bacon, between the fowl and goose; cover it close, and let it stew an hour over a good fire: when it begins to boil let it do very softly, then take up your goose and skim off all the fat, strain it, put in a glass of red wine, two spoonfuls of catchup, a veal sweetbread cut small, some truffles, morels, and mushrooms, a piece of butter rolled in flour, and some pepper and salt, if wanted; put in the goose again, cover it close, and let it stew half an hour longer, then take it up and pour the rago over it. Garnish with lemon.

Note, This is a very fine dish. You must mind to save the bones of the goose and fowl, and put them into the gravy when it is first set on, and it will be better if you roll some beef marrow between the tongue and the fowl, and between the fowl and goose, it will make them mellow and eat fine. You may add six or seven yolks of hard eggs whole in the dish, they are a pretty addition. Take care to skim off the fat.

To stew giblets.

LET them be nicely scalded and picked, break the two pinion bones in two, cut the head in two, and cut off the nostrils; cut the liver in two, the gizzard in four, and the neck in two; slip off the skin of the neck, and make a pudding with two hard eggs chopped fine, the crumb of a French roll steeped in hot

milk two or three hours, then mix it with the hard egg, a little nutmeg, pepper, salt, and a little sage chopped fine, a very little melted butter, and stir it together: tie one end of the skin, and fill it with ingredients, tie the other end tight, and put all together in the sauce-pan, with a quart of good mutton broth, a bundle of sweet-herbs, an onion, some whole pepper, mace, two or three cloves tied up loose in a muslin rag, and a very little piece of lemon-peel; cover them close, and let them stew till quite tender, then take a small French roll toasted brown on all sides, and put it into the sauce-pan, give it a shake, and let it stew till there is just gravy enough to eat with them, then take out the onion, sweet-herbs, and spice, lay the roll in the middle, the giblets round, the pudding cut into slices and laid round, and then pour the sauce over all.

Another way.

TAKE the giblets clean picked and washed, the feet skinned and bill cut off, the head cut in two, the pinion bones broke into two, the liver cut in two, the gizzard cut into four, the pipe pulled out of the neck, the neck cut in two: put them into a pipkin with half a pint of water, some whole pepper, black and white, a blade of mace, a little sprig of thyme, a small onion, a little crust of bread, then cover them close, and set them on a very slow fire. Wood embers is best. Let them stew till they are quite tender, then take out the herbs and onions, and pour them into a little dish. Season them with salt.

To roast pigeons.

FILL them with parsley clean washed and chopped, and some pepper and salt rolled in butter; fill the bellies, tie the neck-end close, so that nothing can run out, put a skewer through the legs, and have a little iron on purpose, with six hooks to it, and on each hook hang a pidgeon; fasten one end of the string to the chimney, and the other end to the iron (this is what we call the poor man's spit) flour them, baste them with butter, and turn them gently for fear of hitting the bars. They will roast nicely, and be full of gravy. Take care how you take them off, not to lose any of the liquor. You may melt a very little butter, and put into the dish. Your pigeons ought to be quite fresh, and not too much done. This is by much the best way of doing them, for then they will swim in their own gravy, and a very little melted butter will do.

When

When you roast them on a spit all the gravy runs out, or if you stuff them and broil them whole you cannot save the gravy so well, though they will be very good with parsley and butter in the dish, or split and broiled with pepper and salt.

To boil pigeons.

BOIL them by themselves, for fifteen minutes, then boil a handsome square piece of bacon and lay in the middle; stew some spinach to lay round, and lay the pigeons on the spinach. Garnish your dish with parsley laid in a plate before the fire to crisp. Or you may lay one pigeon in the middle, and the rest round, and the spinach between each pigeon, and a slice of bacon on each pigeon. Garnish with slices of bacon and melted butter in a cup.

To à la daube pigeons.

TAKE a large sauce-pan, lay a layer of bacon, then a layer of veal, a layer of coarse beef, and another little layer of veal, about a pound of veal and a pound of beef cut very thin, a piece of carrot, a bundle of sweet-herbs, an onion, some black and white pepper, a blade or two of mace, four or five cloves, a little crust of bread toasted very brown. Cover the sauce-pan close, set it over a slow fire for five or six minutes, shake in a little flour, then pour in a quart of boiling water, shake it round, cover it close, and let it stew till the gravy is quite rich and good, then strain it off and skim off all the fat. In the mean time stuff the bellies of the pigeons with force-meat, made thus: take a pound of veal, a pound of beef-suet, beat both in a mortar fine, an equal quantity of crumbs of bread, some pepper, salt, nutmeg, beaten mace, a little lemon-peel cut small, some parsley cut small, and a very little thyme stripped; mix all together with the yolk of an egg, fill the pigeons, and flat the breast down, flour them and fry them in fresh butter a little brown: then pour the fat clean out of the pan, and put to the pigeons the gravy, cover them close, and let them stew a quarter of an hour, or till you think they are quite enough; then take them up, lay them in a dish, and pour in your sauce: on each pigeon lay a bay-leaf, and on the leaf a slice of bacon. You may garnish with a lemon notched, or let it alone.

Note, You may leave out the stuffing, they will be very rich and good without it, and it is the best way of dressing them for a fine made-dish.

Pigeons au pair.

MAKE a good force-meat as above, cut off the feet quite, stuff them in the shape of a pear, roll them in the yolk of an egg, and then in crumbs of bread, stick the leg at the top, and butter a dish to lay them in; then send them to an oven to bake, but do not let them touch each other. When they are enough, lay them in a dish, and pour in good gravy thickened with the yolk of an egg, or butter rolled in flour: do not pour your gravy over the pigeons. You may garnish with lemon. It is a pretty genteel dish: or, for change, lay one pigeon in the middle, the rest round, and stewed spinach between; poached eggs on the spinach. Garnish with notched lemon and orange cut into quarters, and have melted butter in boats.

Pigeons stewed.

TAKE a small cabbage lettuce, just cut out the heart and make a force-meat as before, only chop the heart of the cabbage and mix with it; then you must fill up the place, and tie it across with a packthread; fry it of a light brown in fresh butter, pour out all the fat, lay the pigeons round, flat them with your hand, season them a little with pepper, salt, and beaten mace (take great care not to put too much salt,) pour in half a pint of Rhenish wine, cover it close, and let it stew about five or six minutes; then put in half a pint of good gravy, cover them close, and let them stew half an hour. Take a good piece of butter rolled in flour, shake it in; when it is fine and thick take it up, untie it, lay the lettuce in the middle, and the pigeons round: squeeze in a little lemon juice, and pour the sauce all over them. Stew a little lettuce, and cut it into pieces for garnish with pickled red cabbage.

Note, Or for change, you may stuff your pigeons with the same force-meat, and cut two cabbage lettuces into quarters, and stew as above; so lay the lettuce between each pigeon, and one in the middle, with the lettuce round it, and pour the sauce all over them.

Pigeons surtout.

Force your pigeons as above, then lay a slice of bacon on the breast, and a slice of veal beat with the back of a knife, and seasoned with mace, pepper, and salt, tie it on with a small packthread, or two little fine skewers is better; spit them on a fine bird-spit, roast them and baste with a piece of butter,

butter, then with the yolk of an egg, and then baste them again with crumbs of bread, a little nutmeg and sweet-herbs; when enough lay them in your dish, have good gravy ready, with truffles, morels, and mushrooms, to pour into your dish. Garnish with lemon.

Pigeons in compote with white sauce.

LET your pigeons be drawn, picked, scalded, and flayed; then put them into a stew-pan with veal sweetbreads, cocks combs, mushrooms, truffles, morels, pepper, salt, a pint of thin gravy, a bundle of sweet-herbs, an onion, and a blade or two of mace; cover them close, let them stew half an hour, then take out the herbs and onion, beat up the yolks of two or three eggs, with some chopped parsley in a quarter of a pint of cream, and a little nutmeg; mix all together, stir it one way till thick; lay the pigeons in the dish, and the sauce all over. Garnish with lemon.

A French pupton of pigeons.

TAKE favoury force-meat rolled out like paste, put it in a butter-dish, lay a layer of very thin bacon, squab pigeons, sliced sweetbread, asparagus-tops, mushrooms, cocks combs, a palate boiled tender and cut into pieces, and the yolks of hard eggs; make another force meat and lay over like a pie, bake it, and when enough turn it into a dish, and pour gravy round it.

Pigeons boiled with rice.

TAKE six pigeons, stuff their bellies with parsley, pepper, and salt, rolled in a very little piece of butter; put them into a quart of mutton broth, with a little beaten mace, a bundle of sweet-herbs, and an onion; cover them close, and let them boil a full quarter of an hour; then take out the onion and sweet-herbs, and take a good piece of butter rolled in flour, put it in and give it a shake, season it with salt, if it wants it, then have ready half a pound of rice boiled tender in milk; when it begins to be thick (but take great care it do not burn) take the yolks of two or three eggs, beat up with two or three spoonfuls of cream and a little nutmeg, stir it together till it is quite thick, then take up the pigeons and lay them in a dish; pour the gravy to the rice, stir all together and pour over the pigeons. Garnish with hard eggs cut into quarters.

Pigeons transmogrified.

TAKE your pigeons, season them with pepper and salt, take a large piece of butter, make a puff-paste, and roll each pigeon in a piece of paste; tie them in a cloth, so that the paste do not break; boil them in a good deal of water. They will take an hour and a half boiling; untie them carefully that they do not break; lay them in the dish, and you may pour a little good gravy in the dish. They will eat exceeding good and nice, and will yield sauce enough of a very agreeable relish.

Pigeons in Fricandos.

AFTER having trussed your pigeons with their legs in their bodies, divide them in two, and lard them with bacon; then lay them in a stew-pan with the larded side downwards, and two whole leeks cut small, two ladlesful of mutton broth, or veal gravy; cover them close over a very slow fire, and when they are enough make your fire very brisk, to waste away what liquor remains: when they are of a fine brown take them up, and pour out all the fat that is left in the pan; then pour in some veal gravy to loosen what sticks to the pan, and a little pepper; stir it about for two or three minutes and pour it over the pigeons. This is a pretty little side dish.

To roast pigeons with a farce.

MAKE a farce with the livers minced small, as much sweet suet or marrow, grated bread, and hard egg, an equal quantity of each; season with beaten mace, nutmeg, a little pepper, salt, and a little sweet-herbs; mix all these together with the yolk of an egg, then cut the skin of your pigeon between the legs and the body, and very carefully with your finger raise the skin from the flesh, but take care you do not break it: then force them with this farce between the skin and flesh, then truss the legs close to keep it in; spit them and roast them, drudge them with a little flour, and baste them with a piece of butter; save the gravy which runs from them, and mix it up with a little red wine, a little of the farce-meat, and some nutmeg. Let it boil, then thicken it with a piece of butter rolled in flour, and the yolk of an egg beat up, and some minced lemon; when enough lay the pigeons in the dish and pour in the sauce. Garnish with lemon.

To dress pigeons à la soleil.

FIRST stew your pigeons in a very little gravy till enough, and take different sorts of flesh according to your fancy, &c. both of butcher's meat and fowl; chop it small, season it with beaten mace, cloves, pepper, and salt, and beat it in a mortar till it is like paste; roll your pigeons in it, then roll them in the yolk of an egg, shake flour and crumbs of bread thick all over, have ready some beef dripping or hog's lard boiling; fry them brown, and lay them in your dish. Garnish with fried parsley.

Pigeons in a hole.

TAKE your pigeons, season them with beaten mace, pepper, and salt; put a little piece of butter in the belly, lay them in a dish, and pour a little batter all over them, made with a quart of milk and eggs, and four or five spoonfuls of flour. Bake it, and send it to table. It is a good dish.

Pigeons in pimlico.

TAKE the livers, with some fat and lean of ham or bacon, mushrooms, truffles, parsley, and sweet-herbs; season with beaten mace, pepper, and salt; beat all this together with two raw eggs, put it into the bellies, roll them in a thin slice of veal, over that a thin slice of bacon, wrap them up in white paper, spit them on a small spit, and roast them. In the mean time make for them a ragoo of truffles and mushrooms chopped small with parsley cut small; put to it half a pint of good veal gravy, thicken with a piece of butter rolled in flour. An hour will do your pigeons; baste them, when enough lay them in your dish, take off the paper and pour your sauce over them. Garnish with patties, made thus: take veal and cold ham, beef suet, an equal quantity, some mushrooms, sweet-herbs, and spice, chop them small, set them on the fire, and moisten with milk or cream; then make a little puff-paste, roll it and make little patties, about an inch deep and two inches long; fill them with the above ingredients, cover them close and bake them; lay six of them round a dish. This makes a fine dish for a first course.

To jugg pigeons.

PULL, crop, and draw pigeons, but don't wash them; save the livers and put them in scalding water, and set them on the fire for a minute or two: then take them out and mince them small, and bruise them with the back of a spoon; mix with them
a little

a little pepper, salt, grated nutmeg, and lemon-peel shred very fine, chopped parsley, and two yolks of eggs very hard; bruise them as you do the liver, and put as much suet as liver shaved exceeding fine, and as much grated bread; work these together with raw eggs, and roll it in fresh butter; put a piece into the crops and bellies, and sew up the necks and vents: then dip your pigeons in water, and season them with pepper and salt as for a pie, put them in your jogg, with a piece of celery, stop them close, and set them in a kettle of cold water; first cover them close, and lay a tile on the top of the jogg, and let it boil three hours; then take them out of the jogg, and lay them in a dish, take out the celery, put in a piece of butter rolled in flour, shake it about till it is thick, and pour it on your pigeons. Garnish with lemon.

To stew pigeons.

SEASON your pigeons with pepper, salt, cloves, mace, and some sweet-herbs; wrap this seasoning up in a piece of butter, and put in their bellies; then tie up the neck and vent, and half roast them; then put them into a stew-pan with a quart of good gravy, a little white wine, some pickled mushrooms, a few pepper corns, three or four blades of mace, a bit of lemon-peel, a bunch of sweet herbs, a bit of onion, and some oysters pickled; let them stew till they are enough, then thicken it up with butter and yolks of eggs. Garnish with lemon.

Do ducks the same way.

To dress a calf's liver in a caul.

TAKE off the under skins and shred the liver very small, then take an ounce of truffles and motels chopped small, with parsley; roast two or three onions, take off their outermost coats, pound six cloves, and a dozen coriander seeds, add them to the onions, and pound them together in a marble mortar; then take them out, and mix them with the liver, take a pint of cream, half a pint of milk, and seven or eight new-laid eggs; beat them together, boil them, but do not let them curdle, shred a pound of suet as small as you can, half melt it in a pan, and pour it into your egg and cream, then pour it in your liver, then mix all well together, season it with pepper, salt, nutmeg, and a little thyme, and let it stand till it is cold: spread a caul over the bottom and sides of the stew-pan, and put in your hashed liver and cream all together, fold it up in the caul, in the shape of a
calf's

calf's liver, then turn it upside-down carefully, lay it in a dish that will bear the oven, and do it over with beaten egg, drudge it with grated bread, and bake it in an oven. Serve it up hot for a first course.

To roast a calf's liver.

LARD it with bacon, spit it first, and roast it; serve it up with good gravy.

To roast partridges.

LET them be nicely roasted, but not too much, drudge them with a little flour, and baste them moderately; let them have a fine froth, let there be good gravy-sauce in the dish, and bread-sauce in basons made thus: take a pint of water, put in a good thick piece of bread, some whole pepper, a blade or two of mace; boil it five or six minutes till the bread is soft, then take out all the spice, and pour out all the water, only just enough to keep it moist, beat it soft with a spoon, throw in a little salt, and a good piece of fresh butter; stir it well together, set it over the fire for a minute or two, then put it into a boat.

To boil partridges.

BOIL them in a good deal of water, let them boil quick, and fifteen minutes will be sufficient. For sauce, take a quarter of a pint of cream, and a piece of fresh butter as big as a large walnut; stir it one way till it is melted, and pour it into the dish.

Or this sauce: take a bunch of celery clean washed, cut all the white very small, wash it again very clean, put it into a saucepan with a blade of mace, a little beaten pepper, and a very little salt; put to it a pint of water, let it boil till the water is just wasted away, then add a quarter of a pint of cream, and a piece of butter rolled in flour; stir all together, and when it is thick and fine pour it over the birds.

Or this sauce: take the livers and bruise them fine, some parsley chopped fine, melt a little nice fresh butter, then add the livers and parsley to it, squeeze in a little lemon, just give it a boil, and pour over your birds.

Or this sauce: take a quarter of a pint of cream, the yolk of an egg beat fine, a little grated nutmeg, a little beaten mace, a piece of butter as big as a nutmeg, rolled in flour, and one spoonful of white wine; stir all together one way, when fine and thick pour it over the birds. You may add a few mushrooms.

Or this sauce: take a few mushrooms, fresh peeled, and wash them clean, put them in a saucepan with a little salt, put them

over

over a quick fire, let them boil up, then put in a quarter of a pint of cream and a little nutmeg; shake them together with a very little piece of butter rolled in flour, give it two or three shakes over the fire, three or four minutes will do; then pour it over the birds.

Or this sauce: boil half a pound of rice very tender in beef gravy; season with pepper and salt, and pour over your birds. These sauces do for boiled fowls; a quart of gravy will be enough, and let it boil till it is quite thick.

To dress partridges à la braise.

TAKE two brace, truss the legs into the bodies, lard them, season them with beaten mace, pepper, and salt; take a stew-pan, lay slices of bacon at the bottom, then slices of beef, and then slices of veal, all cut thin, a piece of carrot, an onion cut small, a bundle of sweet-herbs, and some whole pepper: lay the partridges with the breasts downward, lay some thin slices of beef and veal over them, and some parsley shred fine; cover them and let them stew eight or ten minutes over a very slow fire, then give your pan a shake, and pour in a pint of boiling water; cover it close, and let it stew half an hour over a little quicker fire; then take out your birds, keep them hot, pour into the pan a pint of thin gravy, let them boil till there is about half a pint, then strain it off and skim off all the fat: in the mean time, have a veal sweetbread cut small, truffles and morels, cocks combs, and fowls livers stewed in a pint of good gravy half an hour, some artichoke-bottoms and asparagus-tops, both blanched in warm water, and a few mushrooms, then add the other gravy to this, and put in your partridges to heat; if it is not thick enough, take a piece of butter rolled in flour, and toss up in it; if you will be at the expence, thicken it with veal and ham cullis, but it will be full as good without.

To make partridge panes.

TAKE two roasted partridges and the flesh of a large fowl, a little parboiled bacon, a little marrow or sweet suet chopped very fine, a few mushrooms and morels chopped fine, truffles, and artichoke-bottoms, season with beaten mace, pepper, a little nutmeg, salt, sweet-herbs chopped fine, and the crumb of a two-penny loaf soaked in hot gravy; mix all well together with the yolks of two eggs, make your panes on paper, of a round figure, and the thickness of an egg, at a proper distance one from another, dip the point of a knife in the yolk of an egg, in order to shape them; bread them neatly, and bake them

them a quarter of an hour in a quick oven: observe that the truffles and morels be boiled tender in the gravy you soak the bread in. Serve them up for a side dish, or they will serve to garnish the above dish, which will be a very fine one for a first course.

Note, When you have cold fowls in the house, this makes a pretty addition in an entertainment.

To roast pheasants.

PICK and draw you pheasants, and singe them, lard one with bacon, but not the other, spit them, roast them fine, and paper them all over the breast; when they are just done flour and baste them with a little nice butter, and let them have a fine white froth; then take them up, and pour good gravy in the dish and bread-sauce in plates.

Or you may put water-creffes nicely picked and washed, and just scalded, with gravy in the dish, and lay the creffes under the pheasants.

Or you may make celery-sauce stewed tender, strained and mixed with cream, and poured into the dish.

If you have but one pheasant, take a large fine fowl about the bigness of a pheasant, pick it nicely with the head on, draw it and truss it with the head turned as you do a pheasant's, lard the fowl all over the breast and legs with a large piece of bacon-cut in little pieces; when roasted put them both in a dish, and nobody will know it. They will take an hour doing, as the fire must not be too brisk. A Frenchman would order fish-sauce to them, but then you quite spoil your pheasants.

A stewed pheasant.

TAKE your pheasant and stew it in veal gravy, take artichoke-bottoms parboiled, some chesnuts roasted and blanched: when your pheasant is enough (but it must stew till there is just enough for sauce, then skim it) put in the chesnuts and artichoke-bottoms, a little beaten mace, pepper, and salt just enough to season it, and a glass of white wine, and if you don't think it thick enough, thicken it with a little piece of butter rolled in flour: squeeze in a little lemon, pour the sauce over the pheasant, and have some force-meat balls fried and put into the dish.

Note, A good fowl will do full as well, trussed with the head on like a pheasant. You may fry saufages instead of force-meat balls.

To dress a pheasant à la Braise.

LAY a layer of beef all over your pan, then a layer of veal, a little piece of bacon, a piece of carrot, an onion stuck with cloves, a blade or two of mace, a spoonful of pepper, black and white, and a bundle of sweet-herbs; then lay in the pheasant, lay a layer of veal, and then a layer of beef to cover it, set it on the fire five or six minutes, then pour in two quarts of boiling water: cover it close, and let it stew very softly an hour and a half, then take up your pheasant, keep it hot, and let the gravy boil till there is about a pint; then strain it off, and put it in again, and put in a veal sweetbread, first being stewed with the pheasant, then put in some truffles and morels, some livers of fowls, artichoke-bottoms, and asparagus-tops, if you have them; let all these simmer in the gravy about five or six minutes, then add two spoonfuls of catchup, two of red wine, and a little piece of butter rolled in flour, shake all together, put in your pheasant, let them stew all together with a few mushrooms about five or six minutes more, then take up your pheasant and pour your ragoo all over, with a few force-meat balls. Garnish with lemon. You may lard it, if you chuse.

To boil a pheasant.

TAKE a fine pheasant, boil it in a good deal of water, keep your water boiling; half an hour will do a small one, and three quarters of an hour a large one. Let your sauce be celery stewed and thickened with cream, and a little piece of butter rolled in flour; take up the pheasant, and pour the sauce all over. Garnish with lemon. Observe to stew your celery so, that the liquor will not be all wasted away before you put your cream in; if it wants salt, put in some to your palate.

To roast snipes or woodcocks.

SPIT them on a small bird-spit, flour them and baste them with a piece of butter, then have ready a slice of bread toasted brown, lay it in a dish, and set it under the snipes for the trail to drop on; when they are enough; take them up and lay them on a toast; have ready for two snipes, a quarter of a pint of good beef gravy hot, pour it into the dish, and set it over a chaffing-dish two or three minutes. Garnish with lemon, and set them hot to table.

Snipes

Snipes in a furtout, or woodcocks.

TAKE force-meat made with veal, as much beef suet chopped and beat in a mortar, with an equal quantity of crumbs of bread; mix in a little beaten mace, pepper and salt, some parsley, and a little sweet-herbs, mix it with the yolk of an egg, lay some of this meat round the dish, then lay in the snipes, being first drawn and half roasted. Take care of the trail; chop it, and throw it all over the dish.

Take some good gravy, according to the bigness of your furtout, some truffles and morels, a few mushrooms, a sweetbread cut into pieces, and artichoke bottoms cut small; let all stew together, shake them, and take the yolks of two or three eggs, according as you want them, beat them up with a spoonful or two of white wine, stir all together one way, when it is thick take it off, let it cool, and pour it into the furtout: have the yolks of a few hard eggs put in here and there, season with beaten mace, pepper and salt, to your taste; cover it with the force-meat all over, rub the yolks of eggs all over to colour it, then send it to the oven. Half an hour does it, and send it hot to table.

To boil snipes or woodcocks.

BOIL them in good strong broth, or beef gravy made thus: take a pound of beef, cut it into little pieces, put it into two quarts of water, an onion, a bundle of sweet-herbs, a blade or two of mace, six cloves, and some whole pepper; cover it close, let it boil till about half wasted, then strain it off, put the gravy into a sauce-pan with salt enough to season it, take the snipes and gut them clean (but take care of the guts) put them into the gravy and let them boil, cover them close, and ten minutes will boil them, if they keep boiling. In the mean time, chop the guts and liver small, take a little of the gravy the snipes are boiling in, and stew the guts in, with a blade of mace. Take some crumbs of bread, and have them ready fried in a little fresh butter crisp, of a fine light brown. You must take about as much bread as the inside of a stale roll, and rub them small into a clean cloth; when they are done, let them stand ready in a plate before the fire.

When your snipes are ready, take about half a pint of the liquor they are boiled in, and add to the guts two spoonfuls of red wine, and a piece of butter about as big as a walnut, rolled in a little flour; set them on the fire, shake your sauce-pan often (but do not stir it with a spoon) till the butter is all melted, then put in the crumbs, give your sauce-pan a shake, take up your birds, lay them in the dish, and pour this sauce over them. Garnish with lemon.

To dress ortolans.

Spit them sideways, with a bay-leaf between; baste them with butter, and have fried crumbs of bread round the dish. Dress quails the same way.

To dress ruffs and reifs.

THEY are Lincolnshire birds, and you may fatten them as you do chickens, with white bread, milk and sugar: they feed fast, and will die in their fat if not killed in time; truss them cross-legged as you do a snipe, spit them the same way, but you must gut them, and you must have good gravy in the dish thickened with butter and toast under them. Serve them up quick.

To dress larks.

SPIT them on a little bird spit, roast them; when enough, have a good many crumbs of bread fried, and throw all over them; and lay them thick round the dish.

Or they make a very pretty ragoos with fowls livers; first fry the larks and livers very nicely, then put them into some good gravy to stew, just enough for sauce, with a little red wine. Garnish with lemon.

To dress plovers.

TO two plovers take two artichoke-bottoms boiled, some chesnuts roasted and blanched, some skirrets boiled, cut all very small, mix with it some marrow or beef suet, the yolks of two hard eggs, chop all together, season with pepper, salt, nutmeg, and a little sweet-herbs, fill the bodies of the plovers, lay them in a sauce-pan, put to them a pint of gravy, a glass of white wine, a blade or two of mace, some roasted chesnuts blanched, and artichoke-bottoms cut into quarters, two or three yolks of eggs, and a little juice of lemon; cover them close, and let them stew very softly an hour. If you find the sauce is not thick enough, take a piece of butter rolled in flour, and put into the sauce, shake it round, and when it is thick take up your plovers and pour the sauce over them. Garnish with roasted chesnuts.

Ducks are very good done this way.

Or you may roast your plovers as you do any other fowl, and have gravy-sauce in the dish.

Or boil them in good celery-sauce, either white or brown, just as you like.

The same way you may dress wigeons.

To dress larks pear fashion.

YOU must truss the larks close, and cut off the legs, season them with salt, pepper, cloves, and mace, make a force-meat thus: take a veal sweetbread, as much beef suet, a few morels and mushrooms, chop all fine together, some crumbs of bread, and a few sweet-herbs, a little lemon-peel cut small, mix all together with the yolk of an egg, wrap up every lark in force-meat, and shape them like a pear, stick one leg in the top like the stalk of a pear, rub them over with the yolk of an egg and crumbs of bread, bake them in a gentle oven, serve them without sauce; or they make a good garnish to a very fine dish.

You may use veal, if you have not a sweetbread.

To dress a hare.

AS to roasting of a hare, I have given full directions in the beginning of the book.

A jugged hare.

CUT it into little pieces, lard them here and there with little slips of bacon, season them with a very little pepper and salt, put them into an earthen jugg, with a blade or two of mace, an onion stuck with cloves, and a bundle of sweet-herbs; cover the jugg or jar you do it in so close that nothing can get in, then set it in a pot of boiling water, keep the water boiling, and three hours will do it; then turn it out into the dish, and take out the onion and sweet-herbs, and send it to table hot. If you don't like it larded, leave it out.

To scare a hare.

LARD your hare and put a pudding in the belly; put it into a pot or fish-kettle, then put to it two quarts of strong drawn gravy, one of red wine, a whole lemon cut, a faggot of sweet-herbs, nutmeg, pepper, a little salt, and six cloves; cover it close, and stew it over a very slow fire, till it is three parts done; then take it up, put it into a dish, and strew it over with crumbs of bread, a few sweet-herbs chopped fine, some lemon-peel grated, and half a nutmeg; set it before the fire, and baste it till it is all of a fine light brown. In the meantime take the fat off your gravy, and thicken it with the yolk of an egg; take six eggs boiled hard and chopped small, some pickled cucumbers cut very thin; mix these with the sauce, and pour it into the dish.

A fillet of mutton or neck of venison may be done the same way.

Note, You may do rabbits the same way, but it must be veal gravy and white wine; adding mushrooms for cucumbers.

To stew a hare.

CUT it into pieces, put it into a stew-pan, with a blade or two of mace, some whole pepper, black and white, an onion stuck with cloves, an anchovy, a bundle of sweet-herbs, and a nutmeg cut to pieces, and cover it with water; cover the stew-pan close, let it stew till the hare is tender, but not too much done: then take it up, and with a fork take out the hare into a clean pan, strain the sauce through a coarse sieve, empty all out of the pan, put in the hare again with the sauce, take a piece of butter as big as a walnut rolled in flour, and put in likewise one spoonful of catchup, and one of red wine; stew all together (with a few fresh mushrooms, or pickled ones, if you have any) till it is thick and smooth; then dish it up, and send it to table. You may cut a hare in two, and stew the fore-quarter thus, and roast the hind-quarters with a pudding in the belly.

A hare civet.

BONE the hare, and take out all the sinews, then cut one half in thin slices, and the other half in pieces an inch thick, flour them and fry them in a little fresh butter as collops quick, and have ready some gravy made good with the bones of the hare and beef, put a pint of it into the pan to the hare, some mustard and a little elder vinegar; cover it close, and let it do softly till it is as thick as cream, then dish it up with the head in the middle.

Portuguese rabbits.

I HAVE, in the beginning of my book, given directions for boiled and roasted. Get some rabbits, truss them chicken fashion, the head must be cut off, and the rabbit turned with the back upwards, and two of the legs stripped to the claw-end, and so trussed with two skewers. Lard them, and roast them with what sauce you please. If you want chickens, and they are to appear as such, they must be dressed in this manner: but if otherwise, the head must be skewered back and come to the table on, with liver, butter, and parsley, as you have for rabbits, and they look very pretty boiled and trussed in this manner, and smothered with onions; or if they are to be boiled for chickens, cut off the head and cover them with white celery-sauce, or rice-sauce tossed up with cream.

Rabbits surprise.

ROAST two half-grown rabbits, cut off the heads close to the shoulders and the first joints; then take off all the lean meat from the back bones, cut it small and toss it up with six
or

or seven spoonfuls of cream and milk, and a piece of butter as big as a walnut rolled in flour, a little nutmeg, and a little salt, shake all together till it is as thick as good cream, and set it to cool; then make a force-meat with a pound of veal, a pound of fuet, as much crumbs of bread, two anchovies, a little piece of lemon-peel cut fine, a little sprig of thyme, and a nutmeg, grated; let the veal and fuet be chopped very fine and beat in a mortar, then mix it all together with the yolks of two raw eggs, place it all round the rabbits, leaving a long trough in the back bone open, that you think will hold the meat you cut out with the sauce, pour it in and cover it with the force-meat, smooth it all over with your hand as well as you can with a raw egg, square at both ends, throw on a little grated bread, and butter a mazarine, or pan, and take them from the dresser where you formed them, and place them on it very carefully. Bake them three quarters of an hour till they are of a fine brown colour. Let your sauce be gravy thickened with butter and the juice of a lemon; lay them into the dish, and pour in the sauce. Garnish with orange cut into quarters, and serve it up for a first course.

To boil rabbits.

TRUSS them for boiling, boil them quick and white: for sauce take the livers, boil and shred them, and some parsley shred fine, and pickled assertion buds chopped fine, or capers, mix these with half a pint of good gravy, a glass of white wine, a little beaten mace and nutmeg, a little pepper and salt, if wanted, a piece of butter as big as a large walnut rolled in flour; let it all boil together till it is thick, take up the rabbits and pour the sauce over them. Garnish with lemon. You may lard them with bacon, if it is liked.

To dress rabbits in casserole.

DIVIDE the rabbits into quarters. You may lard them or let them alone, just as you please, shake some flour over them, and fry them with lard or butter, then put them into an earthen pipkin with a quart of good broth, a glass of white wine, a little pepper and salt, if wanted, a bunch of sweet-herbs, and a piece of butter as big as a walnut rolled in flour; cover them close and let them stew half an hour, then dish them up and pour the sauce over them. Garnish with Seville oranges cut into thin slices and notched; the peel that is cut out lay prettily between the slices.

Mutton kebob'd.

TAKE a loin of mutton, and joint it between every bone; season it with pepper and salt moderately, grate a small nutmeg all over, dip them in the yolks of three eggs, and have ready crumbs of bread and sweet-herbs, dip them in and clap them together in the same shape again, and put it on a small spit, roast them before a quick fire, set a dish under and baste it with a little piece of butter, and then keep basting with what comes from it, and throw some crumbs of bread all over them as it is roasting; when it is enough take it up, and lay it in the dish, and have ready half a pint of good gravy, and what comes from it; take two spoonfuls of catchup, and mix a tea-spoonful of flour with it and put to the gravy, stir it together and give it a boil, and pour over the mutton.

Note, You must observe to take off all the fat of the inside, and the skin of the top of the meat, and some of the fat, if there be too much. When you put in what comes from your meat into the gravy, observe to pour out all the fat.

A neck of mutton, called, The hasty dish.

TAKE a large pewter or silver dish, made like a deep soup-dish, with an edge about an inch deep on the inside, on which the lid fixes (with an handle at top) so fast that you may lift it up full by that handle without falling. This dish is called a necromancer. Take a neck of mutton about six pounds, take off the skin, cut it into chops, not too thick, slice a French roll thin, peel and slice a very large onion, pare and slice three or four turnips, lay a row of mutton in the dish, on that a row of roll, then a row of turnips, and then onions, a little salt, then the meat, and so on; put in a little bundle of sweet-herbs, and two or three blades of mace; have a tea-kettle of water boiling, fill the dish and cover it close, hang the dish on the back of two chairs by the rim, have ready three sheets of brown paper, tear each sheet into five pieces, and draw them through your hand, light one piece and hold it under the bottom of the dish, moving the paper about; as fast as the paper burns light another till all is burnt, and your meat will be enough. Fifteen minutes just does it. Send it to table hot in the dish.

Note, This dish was first contrived by Mr. Rich, and is much admired by the nobility.

To dress a loin of pork with onions.

TAKE a fore-loin of pork, and roast it as at another time, peel a quarter of a peck of onions, and slice them thin, lay them in the dripping-pan, which must be very clean, under the pork; let the fat drop on them; when the pork is nigh enough, put the onions into the sauce-pan, let them simmer over the fire a quarter of an hour, shaking them well, then pour out all the fat as well as you can, shake in a very little flour, a spoonful of vinegar, and three tea-spoonfuls of mustard, shake all well together, and stir in the mustard, set it over the fire for four or five minutes, lay the pork in a dish, and the onions in a bason. This is an admirable dish to those who love onions.

To make a currey the Indian way.

TAKE two small chickens, skin them and cut them as for a fricasee, wash them clean, and stew them in about a quart of water, for about five minutes, then strain off the liquor and put the chickens in a clean dish; take three large onions, chop them small, and fry them in about two ounces of butter, then put in the chickens and fry them together till they are brown, take a quarter of an ounce of turmeric, a large spoonful of ginger and beaten pepper together, and a little salt to your palate; strew all these ingredients over the chickens whilst it is frying, then pour in the liquor, and let it stew about half an hour, then put in a quarter of a pint of cream, and the juice of two lemons, and serve it up. The ginger, pepper, and turmeric must be beat very fine.

To boil the rice.

PUT two quarts of water to a pint of rice, let it boil till you think it is done enough, then throw in a spoonful of salt, and turn it out into a cullender; then let it stand about five minutes before the fire to dry, and serve it up in a dish by itself. Dish it up and send it to table, the rice in a dish by itself.

To make a pellow the Indian way.

TAKE three pounds of rice, pick and wash it very clean, put it into a cullender, and let it drain very dry; take three quarters of a pound of butter, and put it in a pan over a very slow fire till it melts, then put in the rice and cover it over very close, that it may keep all the steam in; add to it a little salt, some whole pepper, half a dozen blades of mace, and a few cloves. You must put in a little water to keep it from burning,

then stir it up very often, and let it stew till the rice is soft. Boil two fowls and a fine piece of bacon, of about two pounds weight as common, cut the bacon in two pieces, lay it in the dish with the fowls, cover it over with the rice, and garnish it with about half a dozen hard eggs and a dozen of onions fried whole and very brown.

Note, This is the true Indian way of dressing them.

Another way to make a pellow.

TAKE a leg of veal about twelve or fourteen pounds weight, an old cock skinned, chop both to pieces, put it into a pot with five or six blades of mace, some whole white pepper, and three gallons of water, half a pound of bacon, two onions, and six cloves; cover it close, and when it boils let it do very softly till the meat is good for nothing, and above two thirds is wasted, then strain it; the next day put this soup into a sauce pan, with a pound of rice, set it over a very slow fire, take great care it do not burn; when the rice is very thick and dry, turn it into a dish. Garnish with hard eggs cut in two, and have roasted fowls in another dish.

Note, You are to observe, if your rice simmers too fast it will burn, when it comes to be thick. It must be very thick and dry, and the rice not boiled to a mummy.

To make essence of ham.

TAKE off the fat of a ham, and cut the lean in slices, beat them well and lay them in the bottom of a stew-pan, with slices of carrots, parsnips, and onions; cover your pan, and set it over a gentle fire: let them stew till they begin to stick, then sprinkle on a little flour, and turn them; then moisten with broth and veal gravy. Season them with three or four mushrooms, as many truffles, a whole leek, some parsley, and half a dozen cloves; or instead of a leek, a clove of garlick. Put in some crusts of bread, and let them simmer over the fire for a quarter of an hour; strain it, and set away for use. Any pork or ham does for this, that is well made.

Rules to be observed in all made-dishes.

FIRST, that the stew-pans, or sauce-pans, and covers, be very clean, free from sand, and well tinned; and that all the white sauces have a little tartness, and be very smooth and of a fine thickness, and all the time any white sauce is over the fire keep stirring it one way.

And

And as to brown sauce, take great care no fat swims at the top, but that it be all smooth alike, and about as thick as good cream, and not to taste of one thing more than another. As to pepper and salt, season to your palate, but do not put too much of either, for that will take away the fine flavour of every thing. As to most made-dishes, you may put in what you think proper to enlarge it or make it good; as mushrooms pickled, dried, fresh, or powdered; truffles, morels, cocks combs stewed, ox palates cut in little bits, artichoke-bottoms, either pickled, fresh boiled, or dried ones softened in warm water, each cut in four pieces, asparagus-tops, the yolks of hard eggs, force-meat-balls, &c. The best things to give a sauce a tartness, are mushroom-pickle, white walnut-pickle, elder vinegar, or lemon juice.

C H A P. III.

Read this CHAPTER, and you will find how expensive a French cook's sauce is.

The French way of dressing partridges.

WHEN they are newly pickled and drawn, singe them: you must mince their livers with a bit of butter, some scraped bacon, green truffles, if you have any, parsley, chimbol, salt, pepper, sweet-herbs, and all-spice. The whole being minced together, put it in the inside of your partridges, then stop both ends of them, after which give them a fry in the stew-pan; that being done, spit them, and wrap them up in slices of bacon and paper; then take a stew-pan, and having put in an onion cut into slices, a carrot cut into little bits, with a little oil, give them a few tosses over the fire; then moisten them with gravy, cullis, and a little essence of ham. Put therein half a lemon cut into slices, four cloves of garlic, a little sweet basil, thyme, a bay-leaf, a little parsley, chimbol, two glasses of white wine, and four of the carcasses of the partridges; let them be pounded, and put them in this sauce. When the fat of your cullis is taken away, be careful to make it relishing; and after your pounded livers are put into your cullis, you must strain them through a sieve. Your partridges being done, take them off; as also take off the bacon and paper, and lay them in your dish with your sauce over them.

This dish I do not recommend; for I think it an odd jumble of trash; by that time the cullis, the essence of ham, and all

other ingredients are reckoned, the partridges will come to a fine penny. But such receipts as this is what you have in most books of cookery yet printed.

To make essence of ham.

TAKE the fat off a Westphalia ham, cut the lean in slices, beat them well and lay them in the bottom of a stew-pan, with slices of carrots, parsnips, and onions; cover your pan, and set it over a gentle fire. Let them stew till they begin to stick, then sprinkle on a little flour and turn them; then moisten with broth and veal gravy; season with three or four mushrooms, as many truffles, a whole leek, some basil, parsley, and half a dozen cloves; or instead of the leek, you may put a clove of garlic. Put in some crusts of bread, and let them simmer over the fire for three quarters of an hour. Strain it, and set it by for use.

A cullis for all sorts of ragoos.

Having cut three pounds of lean veal, and half a pound of ham, into slices, lay it into the bottom of a stew-pan, put in carrots and parsnips, and an onion sliced; cover it, and set it a stewing over a stove: when it has a good colour, and begins to stick, put to it a little melted butter, and shake in a little flour; keep it moving a little while till the flour is fried; then moisten it with gravy and broth, of each a like quantity, then put in some parsley and basil, a whole leek, a bay-leaf, some mushrooms and truffles minced small, three or four cloves, and the crust of two French rolls: let all these simmer together for three quarters of an hour; then take out the slices of veal; strain it, and keep it for all sorts of ragoos. Now compute the expence, and see if this dish cannot be dressed full as well without this expence.

A cullis for all sorts of butchers meat.

YOU must take meat according to your company; if ten or twelve, you cannot take less than a leg of veal and a ham, with all the fat, skin, and outside cut off. Cut the leg of veal in pieces, about the bigness of your fist, place them in your stew-pan, and then the slices of ham, two carrots, an onion cut in two; cover it close, let it stew softly at first, and as it begins to be brown, take off the cover, and turn it to colour it on all sides the same; but take care not to burn the meat. When it has a pretty brown colour, moisten your cullis with broth made of beef, or other meat; season your cullis with a little sweet basil, some cloves, with some garlic; pare a lemon, cut it into slices, and put it into your cullis, with some mushrooms. Put into a
stew-

stew-pan a good lump of butter, and set it over a slow fire; put into it two or three handfuls of flour, stir it with a wooden-ladle, and let it take a colour; if your cullis be pretty brown, you must put in some flour. Your flour being brown with your cullis, then pour it very softly into your cullis, keeping your cullis stirring with a wooden ladle; then let your cullis stew softly, and skim off all the fat, put in two glasses of champaign, or other white wine; but take care to keep your cullis very thin, so that you may take the fat well off and clarify it. To clarify it, you must put it in a stove that draws well, and cover it close, and let it boil without uncovering, till it boils over; then uncover it, and take off the fat that is round the stew-pan, then wipe it off the cover also, and cover it again. When your cullis is done, take out the meat, and strain your cullis through a silk strainer. This cullis is for all sorts of ragous, fowls, pies, and terrines.

Cullis the Italian way.

PUT into a stew-pan half a ladleful of cullis, as much essence of ham, half a ladleful of gravy, as much of broth, three or four onions cut into slices, four or five cloves of garlick, a little beaten coriander-seed, with a lemon pared and cut into slices, a little sweet-basil, mushrooms, and good oil; put all over the fire, let it stew a quarter of an hour, take the fat well off, let it be of a good taste, and you may use it with all sorts of meat and fish, particularly with glazed fish. This sauce will do for two chickens, six pigeons, quails, or ducklins, and all sorts of tame and wild fowl. Now this Italian or French sauce, is saucy.

Cullis of craw-fish.

YOU must get the middling sort of craw-fish, put them over the fire, seasoned with salt, pepper, and onion cut in slices; being done, take them out, pick them, and keep the tails after they are scalded, pound the rest together in a mortar; the more they are pounded the finer your cullis will be. Take a bit of veal, the bigness of your fist, with a small bit of ham, an onion cut into four, put it into sweat gently: if it sticks but a very little to the pan, powder it a little. Moisten it with broth, put in it some cloves, sweet basil in branches, some mushrooms, with lemon pared and cut in slices: being done, skim the fat well, let it be of a good taste; then take out your meat with a skimmer, and go on to thicken it a little with essence of ham: then put in your craw-fish, and strain it off. Being strained, keep it for a first course of craw-fish,

A white

A white cullis.

TAKE a piece of veal, cut it into small bits, with some thin slices of ham, and two onions cut into four pieces; moisten it with broth, seasoned with mushrooms, a bunch of parsley, green onions, three cloves, and so let it stew. Being stewed, take out all your meat and roots with a skimmer, put in a few crumbs of bread, and let it stew softly: take the white of a fowl, or two chickens, and pound it in a mortar; being well pounded, mix it in your cullis, but it must not boil, and your cullis must be very white; but if it is not white enough you must pound two dozen of sweet almonds blanched, and put into your cullis; then boil a glass of milk, and put it in your cullis: let it be of a good taste, and strain it off: then put it in a small kettle, and keep it warm. You may use it for white loaves, white crust of bread and bisquets.

Sauce for a brace of partridges, pheasants, or any thing you please.

ROAST a partridge, pound it well in a mortar with the pinions of four turkies, with a quart of strong gravy, and the livers of the partridges and some truffes, and let it simmer till it be pretty thick, let it stand in a dish for a while, then put two glasses of Burgundy into a stew-pan, with two or three slices of onions, a clove or two of garlic, and the above sauce. Let it simmer a few minutes, then press it through a hair-bag into a stew-pan, add the essence of ham, let it boil for some time, season it with good spice and pepper, lay your partridges, &c. in the dish, and pour your sauce in.

They will use as many fine ingredients to stew a pigeon, or fowl, as will make a very fine dish, which is equal to boiling a leg of mutton in champaign.

It would be needless to name any more; though you have much more expensive sauce than this; however, I think here is enough to shew the folly of these fine French cooks. In their own country, they will make a grand entertainment with the expence of one of these dishes: but here they want the little petty profit; and by this sort of legerdemain, some fine estates are juggled into France.

C H A P. IV.

To make a number of pretty little dishes, fit for a supper, or side-dish, and little corner-dishes for a great table; and the rest you have in the CHAPTER for Lent.

Hogs ears forced.

TAKE four hogs ears, and half boil them, or take them foused; make a force-meat thus: take half a pound of beef suet, as much crumbs of bread, an anchovy, some sage, boil and chop very fine a little parsley; mix all together with the yolk of an egg, a little pepper, slit your ears very carefully to make a place for your stuffing, fill them, flour them, and fry them in fresh butter till they are of a fine brown; then pour out all the fat clean, and put to them half a pint of gravy, a glass of white wine, three tea-spoonfuls of mustard, a piece of butter as big as a nutmeg rolled in flour, a little pepper, a small onion whole; cover them close, and let them stew softly for half an hour, shaking your pan now and then. When they are enough, lay them in your dish, and pour your sauce over them; but first take out the onion. This makes a very pretty dish; but if you would make a fine large dish, take the feet, and cut all the meat in small thin pieces, and stew with the ears. Season with salt to your palate.

To force cocks combs.

PARBOIL your cocks combs, then open them with a point of a knife at the great end: take the white of a fowl, as much bacon and beef marrow, cut these small, and beat them fine in a marble mortar; season them with salt, pepper, and grated nutmeg, and mix it with an egg; fill the cocks combs, and stew them in a little strong gravy softly for half an hour, then slice in some fresh mushrooms and a few pickled ones; then beat up the yolk of an egg in a little gravy, stirring it. Season with salt. When they are enough, dish them up in little dishes or plates.

To preserve cocks combs.

LET them be well cleaned, then put them into a pot, with some melted bacon, and boil them a little; about half an hour after, add a little bay salt, some pepper, a little vinegar, a lemon sliced, and an onion stuck with cloves. When the bacon begins
to

to stick to the pot, take them up, put them into the pan you would keep them in, lay a clean linnen cloth over them, and pour melted butter clarified over them, to keep them close from the air. These make a pretty plate at a supper.

To preserve or pickle pigs feet and ears.

TAKE your feet and ears single, and wash them well, split the feet in two, put a bay-leaf between every foot, put in almost as much water as will cover them. When they are well steamed, add to them cloves, mace, whole pepper, and ginger, coriander-seed and salt, according to your discretion, put to them a bottle or two of Rhenish wine, according to the quantity you do, half a score bay-leaves, and a bunch of sweet-herbs. Let them boil softly till they are very tender, then take them out of the liquor, lay them in an earthen pot, then strain the liquor over them; when they are cold, cover them down close, and keep them for use.

You should let them stand to be cold; skim off all the fat, and then put in the wine and spice.

They eat well cold; or at any time heat them in the jelly, and thicken it with a little piece of butter rolled in flour, makes a very pretty dish; or heat the ears, and take the feet clean out of the jelly, and roll it in the yolk of an egg, or melted butter, and then in crumbs of bread, and broil them; or fry them in fresh butter, lay the ears in the middle and the feet round, and pour the sauce over; or you may cut the ears in long slips, which is better: and if you chuse it, make a good brown gravy to mix with them, a glass of white wine and some mustard, thickened with a piece of butter rolled in flour.

To pickle ox palates.

TAKE your palates, wash them well with salt and water, and put them in a pipkin with water and some salt; and when they are ready to boil skim them well, and put to them pepper, cloves, and mace, as much as will give them a quick taste. When they are boiled tender (which will require four or five hours) peel them and cut them into small pieces, and let them cool; then make the pickle of white wine and vinegar, an equal quantity; boil the pickle, and put in the spices that were boiled in the palates; when both the pickle and palates are cold, lay your palates in a jar, and put to them a few bay leaves and a little fresh spice: pour the pickle over them, cover them close, and keep them for use.

Of these you may at any time make a pretty little dish, either with brown sauce or white; or butter and mustard, and a spoonful of white wine; or they are ready to put in made-dishes

To stew cucumbers.

PARE twelve cucumbers, and slice them as thick as a crown-piece, and put them to drain, and then lay them in a coarse cloth till they are dry, flour them and fry them brown in butter; pour out the fat, then put to them some gravy, a little claret, some pepper, cloves, and mace, and let them stew a little, then roll a bit of butter in flour, and toss them up; season with salt: you may add a very little mushroom pickle.

To ragoo cucumbers.

TAKE two cucumbers, two onions, slice them, and fry them in a little butter; then drain them in a sieve, put them into a sauce-pan, add six spoonfuls of gravy, two of white wine, a blade of mace: let them stew five or six minutes; then take a piece of butter as big as a walnut rolled in flour, shake them together, and when it is thick dish them up.

A fricasey of kidney beans.

TAKE a quart of the seed, when dry, soak them all night in river water, then boil them on a slow fire till quite tender; take a quarter of a peck of onions, slice them thin, fry them in butter till brown; then take them out of the butter, and put them in a quart of strong draw'd gravy. Boil them till you may mash them fine, then put in your beans, and give them a boil or two. Season with pepper, salt, and nutmeg.

To dress Windsor beans.

TAKE the seed, boil them till they are tender; then blanch them, and fry them in clarified butter. Melt butter, with a drop of vinegar, and pour over them. Stew them with salt, pepper, and nutmeg.

Or you may eat them with butter, sack, sugar, and a little powder of cinnamon.

To make jumballs.

TAKE a pound of fine flour and a pound of fine powder-sugar, make them into light paste, with whites of eggs beat fine; then add half a pint of cream, half a pound of fresh butter melted,

melted, and a pound of blanched almonds well beat. Knead them all together thoroughly, with a little rose-water, and cut out your jumballs, in what figures you fancy; and either bake them in a gentle oven, or fry them in fresh butter, and they make a pretty side or corner dish. You may melt a little butter with a spoonful of sack, and throw fine sugar all over the dish. If you make them in pretty figures, they make a fine little dish.

To make a ragoo of onions.

TAKE a pint of little young onions, peel them, and take four large ones, peel them and cut them very small; put a quarter of a pound of good butter into a stew-pan, when it is melted and done making a noise, throw in your onions, and fry them till they begin to look a little brown; then shake in a little flour, and shake them round till they are thick; throw in a little salt, a little beaten pepper, a quarter of a pint of good gravy, and a tea-spoonful of mustard. Stir all together, and when it is well tasted and of a good thickness pour it into your dish, and garnish it with fried crumbs of bread and raspings. They make a pretty little dish, and are very good. You may stew raspings in the room of flour, if you please.

A ragoo of oysters.

OPEN twenty large oysters, take them out of their liquor, save the liquor, and dip the oysters in a batter made thus: take two eggs, beat them well, a little lemon-peel grated, a little, nutmeg grated, a blade of mace pounded fine, a little parsley chopped fine; beat all together with a little flour, have ready some butter or dripping in a stew-pan; when it boils, dip in your oysters, one by one, into the batter, and fry them of a fine brown; then with an egg-slice take them out, and lay them in a dish before the fire. Pour the fat out of the pan, and shake a little flour over the bottom of the pan, then rub a little piece of butter as big as a small walnut, all over with your knife, whilst it is over the fire; then pour in three spoonfuls of the oyster liquor strained, one spoonful of white wine, and a quarter of a pint of gravy; grate a little nutmeg, stir all together, throw in the oysters, give the pan a toss round, and when the sauce is of a good thickness, pour all into the dish, and garnish with raspings.

A ragoo of asparagus.

SCRAPE a hundred of grass very clean, and throw it into cold water. When you have scraped all, cut as far as is good and green, about an inch long, and take two heads of endive clean washed

washed and picked, cut it very small, a young lettuce clean washed and cut small, a large onion peeled and cut small; put a quarter of a pound of butter into a stew-pan, when it is melted throw in the above things: toss them about, and fry them ten minutes; then season them with a little pepper and salt, shake in a little flour, toss them about, then pour in half a pint of gravy. Let them stew till the sauce is very thick and good; then pour all into your dish. Save a few of the little tops of the grass to garnish the dish.

A ragoo of livers.

TAKE as many livers as you would have for your dish. A turkey's liver and six fowls livers will make a pretty dish. Pick the galls from them, and throw them into cold water; take the six livers, put them in a saucepan with a quarter of a pint of gravy, a spoonful of mushrooms, either pickled or fresh, a spoonful of catchup, a little bit of butter as big as a nutmeg rolled in flour; season them with pepper and salt to your palate. Let them stew softly ten minutes: in the mean while broil the turkey's liver nicely, lay it in the middle, and the stewed livers round. Pour the sauce all over, and garnish with lemon.

To ragoo cauliflowers.

LAY a large cauliflower in water, then pick it to pieces, as if for pickling: take a quarter of a pound of butter, with a spoonful of water, and melt it in a stew-pan, then throw in your cauliflowers, and shake them about often till they are quite tender; then shake in a little flour, and toss the pan about. Season them with a little pepper and salt, pour in half a pint of good gravy, let them stew till the sauce is thick, and pour it all into a little dish. Save a few little bits of cauliflower, when stewed in the butter, to garnish with.

Stewed peas and lettuce.

TAKE a quart of green peas, two nice lettuces clean washed and picked, cut them small across, put all into a saucepan, with a quarter of a pound of butter, pepper and salt to your palate; cover them close, and let them stew softly, shaking the pan often. Let them stew ten minutes, then shake in a little flour, toss them round, and pour in half a pint of good gravy; put in a little bundle of sweet-herbs and an onion, with three cloves, and a blade of mace stuck in it. Cover it close, and let them stew a quarter of an hour; then take out the onion and sweet-herbs, and turn it all into a dish. If you find the sauce not thick enough, shake in a little more flour, and let it simmer, then take it up.

Cod-founds broiled with gravy.

SCALD them in hot water, and rub them with salt well; blanch them, that is, take off the black dirty skin, then set them on in cold water, and let them simmer till they begin to be tender; take them out and flour them, and broil them on the grid-iron. In the mean time take a little good gravy, a little mustard, a little bit of butter rolled in flour, give it a boil, season it with pepper and salt. Lay the founds in your dish, and pour your sauce over them.

A forced cabbage.

TAKE a fine white-heart cabbage, about as big as a quarter of a peck, lay it in water two or three hours, then half boil it, set it in a cullender to drain, then very carefully cut out the heart, but take great care not to break off any of the outside leaves, fill it with force-meat made thus: take a pound of veal, half a pound of bacon, fat and lean together, cut them small, and beat them fine in a mortar, with four eggs boiled hard. Season with pepper and salt, a little beaten mace, a very little lemon-peel cut fine, some parsley chopped fine, a very little thyme, and two anchovies: when they are beat fine, take the crumb of a stale roll, some mushrooms, if you have them either pickled or fresh, and the heart of the cabbage you cut out chopped fine. Mix all together with the yolk of an egg, then fill the hollow part of the cabbage, and tie it with a packthread; then lay some slices of bacon to the bottom of a stew-pan or sauce-pan, and on that a pound of coarse lean beef, cut thin; put in the cabbage, cover it close, and let it stew over a slow fire till the bacon begins to stick to the pan, shake in a little flour, then pour in a quart of broth, an onion stuck with cloves, two blades of mace, some whole pepper, a little bundle of sweet-herbs; cover it close, and let it stew very softly an hour and a half, put in a glass of red wine, give it a boil, then take it up, lay it in the dish, and strain the gravy and pour over: untie it first. This is a fine side-dish, and the next day makes a fine hash, with a veal steak nicely broiled and laid on it.

Stewed red cabbage.

TAKE a red cabbage, lay it in cold water an hour, then cut it into thin slices across, and cut it into little pieces. Put it into a stew-pan, with a pound of sausages, a pint of gravy, a little bit of ham or lean bacon; cover it close, and let it stew half an hour; then take the pan off the fire, and skim off the fat, shake in a little flour, and set it on again. Let it stew two
or

or three minutes, then lay the sausages in your dish, and pour the rest all over. You may, before you take it up, put in half a spoonful of vinegar.

Savoys forced and stewed.

TAKE two savoys, fill one with force-meat, and the other without. Stew them with gravy; season them with pepper and salt, and when they are near enough take a piece of butter, as big as a large walnut, rolled in flour, and put in. Let them stew till they are enough, and the sauce thick; then lay them in your dish, and pour the sauce over them. These things are best done on a stove.

To force cucumbers.

TAKE three large cucumbers, scoop out the pith, fill them with fried oysters, seasoned with pepper and salt; put on the piece again you cut off, sew it with a coarse thread, and fry them in the butter the oysters are fried in: then pour out the butter, and shake in a little flour, pour in half a pint of gravy, shake it round and put in the cucumbers. Season it with a little pepper and salt; let them stew softly till they are tender, then lay them in a plate, and pour the gravy over them: or you may force them with any sort of force-meat you fancy, and fry them in hog's lard, and then stew them in gravy and red wine.

Fried sausages.

TAKE half a pound of sausages, and six apples; slice four about as thick as a crown, cut the other two in quarters, fry them with the sausages of a fine light brown, lay the sausages in the middle of the dish, and the apples round. Garnish with the quartered apples.

Stewed cabbage and sausages fried is a good dish; then heat cold peas-pudding in the pan, lay it in the dish and the sausages round, heap the pudding in the middle, and lay the sausages all round thick up edge ways, and one in the middle at length.

Collops and eggs.

CUT either bacon, pickled beef, or hung mutton into thin slices; broil them nicely, lay them in a dish before the fire, have ready a stew-pan of water boiling, break as many eggs as you have collops, break them one by one in a cup, and pour them into the stew-pan. When the whites of the eggs
I begin

begin to harden, and all look of a clear white, take them up one by one in an egg-slice, and lay them on the collops.

To dress cold fowl or pigeon.

CUT them in four quarters, beat up an egg or two, according to what you dress, grate a little nutmeg in, a little salt, some parsley chopped, a few crumbs of bread, beat them well together, dip them in this batter, and have ready some dripping hot in a stew-pan, in which fry them of a fine light brown: have ready a little good gravy, thickened with a little flour, mixed with a spoonful of catchup; lay the fry in the dish, and pour the sauce over. Garnish with lemon, and a few mushrooms, if you have any. A cold rabbit eats well done thus.

To mince veal.

CUT your veal as fine as possible, but don't chop it; grate a little nutmeg over it, shred a little lemon-peel very fine, throw a very little salt on it, drudge a little flour over it. To a large plate of veal, take four or five spoonfuls of water, let it boil, then put in the veal, with a piece of butter as big as an egg, stir it well together; when it is all thorough hot, it is enough. Have ready a very thin piece of bread toasted brown, cut it into three corner sippets, lay it round the plate, and pour in the veal. Just before you pour it in, squeeze in half a lemon, or half a spoonful of vinegar. Garnish with lemon. You may put gravy in the room of water, if you love it strong, but it is better without.

To fry cold veal.

CUT it in pieces about as thick as half a crown, and as long as you please, dip them in the yolk of an egg, and then in crumbs of bread, with a few sweet-herbs, and shred lemon-peel in it; grate a little nutmeg over them, and fry them in fresh butter. The butter must be hot, just enough to fry them in: in the mean time make a little gravy of the bone of the veal; when the meat is fried take it out with a fork, and lay it in a dish before the fire, then shake a little flour into the pan, and stir it round; then put in a little gravy, squeeze in a little lemon, and pour it over the veal. Garnish with lemon.

To toss up cold veal white.

CUT the veal into little thin bits, put milk enough to it for sauce, grate in a little nutmeg, a very little salt, a little piece of butter rolled in flour: to half a pint of milk, the yolks of two
eggs.

eggs well beat, a spoonful of mushroom-pickle, stir all together till it is thick; then pour it into your dish, and garnish with lemon.

Cold fowl skinned, and done this way, eats well; or the best end of a cold breast of veal; first fry it, drain it from the fat, then pour this sauce to it.

To hash cold mutton.

CUT your mutton with a very sharp knife in very little bits, as thin as possible; then boil the bones with an onion, a little sweet-herbs, a blade of mace, a very little whole pepper, a little salt, a piece of crust toasted very crisp: let it boil till there is just enough for sauce, strain it, and put it into a saucepan, with a piece of butter rolled in flour; put in the meat, when it is very hot it is enough. Have ready some thin bread toasted brown, cut three corner-ways, lay them round the dish, and pour in the hash. As to walnut-pickle, and all sorts of pickles, you must put in according to your fancy. Garnish with pickles. Some love a small onion peeled and cut very small, and done in the hash.

To hash mutton like venison.

CUT it very thin as above; boil the bones as above; strain the liquor, when there is just enough for the hash, to a quarter of a pint of gravy put a large spoonful of red wine, an onion peeled and chopped fine, a very little lemon-peel shred fine, a piece of butter as big as a small walnut rolled in flour; put it into a saucepan with the meat, shake it all together, and when it is thoroughly hot, pour it into your dish. Hash beef the same way.

To make collops of cold beef.

IF you have any cold inside of a surloin of beef, take off all the fat, cut it very thin in little bits, cut an onion very small, boil as much water as you think will do for sauce, season it with a little pepper and salt, and a bundle of sweet-herbs. Let the water boil, then put in the meat, with a good piece of butter rolled in flour, shake it round, and stir it. When the sauce is thick and the meat done, take out the sweet-herbs, and pour it into your dish. They do better than fresh meat.

To make a florendine of veal.

TAKE two kidneys of a loin of veal, fat and all, and mince it very fine, then chop a few herbs and put to it; and add a few currants: season it with cloves, mace, nutmeg, and a little salt, four or five yolks of eggs chopped fine, and some crumbs of
I 2 bread,

bread, a pippin or two chopped, some candied lemon-peel cut small, a little sack, and orange flour water. Lay a sheet of puff-paste at the bottom of your dish, and put in the ingredients, and cover it with another sheet of puff paste. Bake it in a slack oven, scrape sugar on the top, and serve it up hot.

To make salamongundy.

TAKE two or three Roman or cabbage lettuces, and when you have washed them clean, swing them pretty dry in a cloth; then beginning at the open end, cut them cross-ways, as fine as a good big thread, and lay the lettuces so cut, about an inch thick, all over the bottom of a dish. When you have thus garnished your dish, take two cold roasted pullets or chickens, and cut the flesh off the breasts and wings into slices, about three inches long, a quarter of an inch broad, and as thin as a shilling: lay them upon the lettuce round the end to the middle of the dish, and the other towards the brim; then having boned and cut six anchovies, each into eight pieces, lay them all between each slice of the fowls, then cut the lean meat off the legs into dice, and cut a lemon into small dice; then mince the yolks of four eggs, three or four anchovies, and a little parsley, and make a round heap of these in your dish, piling it up in the form of a sugar loaf, and garnish it with onions, as big as the yolks of eggs, boiled in a good deal of water very tender and white. Put the largest of the onions in the middle on the top of the salamongundy, and lay the rest all round the brim of the dish, as thick as you can lay them; then beat some sallad oil up with vinegar, salt, and pepper, and pour over it all. Garnish with grapes just scalded, or French beans blanched, or astertion-flowers, and serve it up for a first course.

Another way.

MINCE two chickens, either boiled or roasted, very fine, or veal, if you please; also mince the yolks of hard eggs very small, and mince the whites very small by themselves; shred the pulp of two or three lemons very small, then lay in your dish a layer of mince-meat, and a layer of yolks of eggs, a layer of whites, a layer of anchovies, a layer of your shred lemon-pulp, a layer of pickles, a layer of sorrel, a layer of spinach, and shalots shred small. When you have filled a dish with the ingredients, set an orange or lemon on the top; then garnish with horse-raddish scraped, barberries, and sliced lemon. Beat up some oil, with the juice of lemon, salt, and mustard, thick, and serve it up for a second course, side-dish, or middle-dish, for supper.

A third

A third salamongundy.

MINCE veal or fowl very small, a pickled herring boned and pickled small, cucumber minced small, apples minced small, an onion peeled and minced small, some pickled red cabbage chopped small, cold pork minced small, or cold duck or pigeons minced small, boiled parsley chopped fine, celery cut small, the yolks of hard eggs chopped small, and the whites chopped small, and either lay all the ingredients by themselves separate on saucers, or in heaps in a dish. Dish them out with what pickles you have, and sliced lemon nicely cut; and if you can get afternoon flowers, lay them round it. This is a fine middle dish for supper; but you may always make salamongundy of such things as you have, according to your fancy. The other sorts you have in the chapter of fasts.

To make little pasties.

TAKE the kidney of a loin of veal cut very fine, with as much of the fat, the yolks of two hard eggs, seasoned with a little salt, and half a small nutmeg. Mix them well together, then roll it well in a puff-paste crust, make three of it, and fry them nicely in hog's lard or butter.

They make a pretty little dish for change. You may put in some carrots, and a little sugar and spice, with the juice of an orange, and sometimes apples, first boiled and sweetened, with a little juice of lemon, or any fruit you please.

Petit pasties for garnishing dishes.

MAKE a short crust, roll it thick, make them [about as big as the bowl of a spoon, and about an inch deep: take a piece of veal, enough to fill the patty, as much bacon and beef suet, shred them all very fine, season them with pepper and salt, and a little sweet-herbs; put them into a little stew-pan, keep turning them about with a few mushrooms chopped small, for eight or ten minutes; then fill your petty patties, and cover them with some crust. Colour them with the yolk of an egg, and bake them. Sometimes fill them with oysters for fish, or the melts of the fish pounded, and seasoned with pepper and salt; fill them with lobsters, or what you fancy. They make a fine garnishing, and give a dish a fine look: if for a calf's head, the brains seasoned is most proper, and some with oysters.

Ox palates baked.

WHEN you salt a tongue, cut off the root, and take some ox palates, wash them clean, cut them into six or seven pieces, put them into an earthen pot, just cover them with water, put in a blade or two of mace, twelve whole pepper corns, three or four cloves, a little bundle of sweet-herbs, a small onion, half a spoonful of raspings; cover it close with brown paper, and let it be well baked. When it comes out of the oven, season it with salt to your palate.

C H A P. V.

To dress F I S H.

AS to boiled fish of all sorts, you have full directions in the Lent chapter. But here we can fry fish much better, because we have beef dripping, or hog's lard.

Observe always in the frying of any sort of fish; first, that you dry your fish very well in a clean cloth, then flour it. Let your stew-pan you fry them in be very nice and clean, and put in as much beef dripping, or hog's lard, as will almost cover your fish; and be sure it boils before you put in your fish. Let it fry quick, and let it be of a fine light brown, but not too dark a colour. Have your fish-slice ready, and if there is occasion turn it; when it is enough, take it up, and lay a coarse cloth on a dish, on which lay your fish, to drain all the grease from it; if you fry parsley, do it quick, and take great care to whip it out of the pan so soon as it is crisp, or it will lose its fine colour. Take great care that your dripping be very nice and clean. You have directions in the eleventh chapter, how to make it fit for use, and have it always in readiness.

Some love fish in batter; then you must beat an egg fine, and dip your fish in just as you are going to put it in the pan; or as good a batter as any, is a little ale and flour beat up, just as you are ready for it, and dip the fish, so fry it.

Fish sauce with lobster.

FOR salmon or turbot, broiled cod or haddock, &c. nothing is better than fine butter melted thick; and take a lobster, bruise the body of the lobster in the butter, and cut the flesh
into

into little pieces; stew it all together, and give it a boil. If you would have your sauce very rich, let one half be rich beef gravy, and the other half melted butter with the lobster; but the gravy, I think, takes away the sweetness of the butter and lobster, and the fine flavour of the fish.

To make shrimp-sauce.

TAKE a pint of beef gravy, and half a pint of shrimps, thicken it with a good piece of butter rolled in flour. Let the gravy be well seasoned, and let it boil.

To make oyster-sauce.

TAKE half a pint of large oysters, liquor and all; put them into a sauce-pan, with two or three blades of mace, and twelve whole pepper-corns; let them simmer over a slow fire, till the oysters are fine and plump, then carefully with a fork take out the oysters from the liquor and spice, and let the liquor boil five or six minutes; then strain the liquor, wash out the sauce-pan clean, and put the oysters and liquor in the sauce-pan again, with half a pint of gravy, and half a pound of butter just rolled in a little flour. You may put in two spoonfuls of white wine, keep it stirring till the sauce boils, and all the butter is melted.

To make anchovy-sauce.

TAKE a pint of gravy, put in an anchovy, take a quarter of a pound of butter rolled in a little flour, and stir all together till it boils. You may add a little juice of a lemon, catchup, red wine, and walnut liquor, just as you please.

Plain butter melted thick, with a spoonful of walnut-pickle, or catchup, is good sauce, or anchovy: in short you may put as many things as you fancy into sauce; all other sauce for fish you have in the Lent chapter.

To dress a brace of carp.

FIRST knock the carp on the head, save all the blood you can, scale it, and then gut it; wash the carp in a pint of red wine, and the rows; have some water boiling, with a handful of salt, a little horse-raddish, and a bundle of sweet-herbs; put in your carp, and boil it softly. When it is boiled, drain it well over the hot water; in the mean time strain the wine through a sieve, put it and the blood into a sauce-pan with a pint of good
I 4
gravy

gravy, a little mace, twelve corns of black and twelve of white pepper, six cloves, an anchovy, an onion, and a little bundle of sweet-herbs. Let them simmer very softly a quarter of an hour, then strain it, put it into the sauce-pan again, and add to two spoonfuls of catchup, and a quarter of a pound of butter rolled in a little flour, half a spoonful of mushroom-pickle, if you have it; if not, the same quantity of lemon-juice: stir it all together, and let it boil. Boil one half of the rows; the other half beat up with an egg, half a nutmeg grated, a little lemon-peel cut fine, and a little salt. Beat all well together, and have ready some nice beef dripping boiling in a stew-pan, into which drop your row, and fry them in little cakes, about as big as a crown-piece, of a fine light brown, and some sippets cut three-corner-ways, and fried crisp; a few oysters, if you have them, dipped in a little batter and fried brown, and a good handful of parsley fried green.

Lay the fish in the dish, the boiled rows on each side, the sippets standing round the carp; pour the sauce boiling hot over the fish; lay the fried rows and oysters, with parsley and scraped horse-raddish and lemon between, all round the dish, the rest of the cakes and oysters lay in the dish, and send it to table hot. If you would have the sauce white, put in white wine, and good strong veal gravy, with the above ingredients. Dressed as in the Lent chapter, is full as good, if your beer is not bitter.

As to dressing of pike, and all other fish, you have it in the Lent chapter; only this, when you dress them with a pudding, you may add a little beef suet cut very fine, and good gravy in the sauce. This is a better way than stewing them in the gravy.

C H A P. VI.

Of SOOPS and BROTHS.

To make strong broth for soops or gravy.

TAKE a leg of beef, chop it to pieces, set it on the fire in four gallons of water, scum it clean, season it with black and white pepper, a few cloves, and a bundle of sweet-herbs. Let it boil till two parts is wasted, then season it with salt; let it boil a little while, then strain it off, and keep it for use.

When

When you want very strong gravy, take a slice of bacon, lay it in a stew-pan; take a pound of beef, cut it thin, lay it on the bacon, slice a good piece of carrot in, an onion sliced, a good crust of bread, a few sweet-herbs, a little mace, cloves, nutmeg, and whole pepper, an anchovy; cover it, and set it on a slow fire five or six minutes, and pour in a quart of the above beef gravy; cover it close, and let it boil softly till half is wasted. This will be a rich, high brown sauce for fish or fowl, or rago.

Gravy for white sauce.

TAKE a pound of any part of the veal, cut it into small pieces, boil it in a quart of water, with an onion, a blade of mace, two cloves, and a few whole pepper-corns. Boil it till it is as rich as you would have it.

Gravy for turkey, fowl, or rago.

TAKE a pound of lean beef, cut and hack it well, then flour it well, put a piece of butter as big as a hen's egg in a stew-pan; when it is melted, put in your beef, fry it on all sides a little brown, then pour in three pints of boiling water, and a bundle of sweet-herbs, two or three blades of mace, three or four cloves, twelve whole pepper-corns, a little bit of carrot, a little piece of crust of bread toasted brown; cover it close, and let it boil till there is about a pint or less; then season it with salt, and strain it off.

Gravy for a fowl, when you have no meat nor gravy ready.

TAKE the neck, liver, and gizzard, boil them in half a pint of water, with a little piece of bread toasted brown, a little pepper and salt, and a little bit of thyme. Let them boil till there is about a quarter of a pint, then pour in half a glass of red wine, boil it and strain it, then bruise the liver well in, and strain it again; thicken it with a little piece of butter rolled in flour, and it will be very good.

An ox's kidney makes good gravy, cut all to pieces, and boiled with spice, &c. as in the foregoing receipts.

You have a receipt in the beginning of the book, in the preface for gravies.

To make mutton or veal gravy.

CUT and hack your veal well, set it on the fire with water, sweet-herbs, mace, and pepper. Let it boil till it is as good as you would have it, then strain it off. Your fine cooks always, if they can, chop a partridge or two, and put into gravies.

To make a strong fish gravy.

TAKE two or three eels, or any fish you have, skin or scale them, and gut them and wash them from grit, cut them into little pieces, put them into a sauce-pan, cover them with water, a little crust of bread toasted brown, a blade or two of mace and some whole pepper, a few sweet-herbs, a very little bit of lemon-peel. Let it boil till it is rich and good, then have ready a piece of butter, according to your gravy; if a pint, as big as a walnut. Melt it in the sauce-pan, then shake in a little flour, and toss it about till it is brown, and then strain in the gravy to it. Let it boil a few minutes, and it will be good.

To make plumb porridge for Christmas.

TAKE a leg and shin of beef, put to them eight gallons of water, and boil them till they are very tender, and when the broth is strong strain it out; wipe the pot and put in the broth again; then slice six penny loaves thin, cut off the top and bottom, put some of the liquor to it, cover it up and let it stand a quarter of an hour, boil it and strain it, and then put it into your pot. Let it boil a quarter of an hour, then put in five pounds of currants clean washed and picked; let them boil a little, and put in five pounds of raisins of the sun stoned, and two pounds of prunes, and let them boil till they swell; then put in three quarters of an ounce of mace, half an ounce of cloves, two nutmegs, all of them beat fine, and mix it with a little liquor cold, and put them in a very little while, and take off the pot; then put in three pounds of sugar, a little salt, a quart of sack, a quart of claret, and the juice of two or three lemons. You may thicken with sago instead of bread, if you please; pour them into earthen pans, and keep them for use. You must boil two pounds of prunes in a quart of water till they are tender, and strain them into the pot, when it is boiling.

To make strong broth to keep for use.

TAKE part of a leg of beef, and the scrag-end of a neck of mutton, break the bones in pieces, and put to it as much water as will cover it, and a little salt; and when it boils, skim it clean, and put into it a whole onion stuck with cloves, a bunch of sweet-herbs, some pepper, a nutmeg quartered. Let these boil till the meat is boiled in pieces, and the strength boiled out of it; then put to it three or four anchovies, and when they are dissolved, strain it out and keep it for use.

A craw-fish soup.

TAKE a gallon of water, and set it a-boiling; put in it a bunch of sweet-herbs, three or four blades of mace, an onion stuck with cloves, pepper, and salt; then have about two hundred craw-fish, save about twenty, then pick the rest from the shells, save the tails whole; the body and shells beat in a mortar, with a pint of pease green or dry, first boiled tender in fair water, put your boiling water to it, and strain it boiling hot through a cloth till you have all the goodness out of it: set it over a slow fire or stew-hole, have ready a French roll cut very thin, and let it be very dry, put it to your soup, let it stew till half is wasted, then put a piece of butter as big as an egg into a sauce-pan, let it simmer till it is done making a noise, shake in two tea-spoonfuls of flour, stirring it about, and an onion; put in the tails of the fish, give them a shake round, put to them a pint of good gravy, let it boil four or five minutes softly, take out the onion, and put to it a pint of the soup, stir it well together and pour it all together, and let it simmer very softly a quarter of an hour; fry a French roll very nice and brown, and the twenty craw-fish, pour your soup into the dish, and lay the roll in the middle, and the craw-fish round the dish.

Fine cooks boil a brace of carp and tench, and may-be a lobster or two, and many more rich things, to make a craw-fish soup; but the above is full as good, and wants no addition.

A good gravy soup.

TAKE a pound of beef, a pound of veal, and a pound of mutton cut and hacked all to pieces, put it into two gallons of water, with an old cock beat to pieces, a piece of carrot, the upper crust of a penny loaf toasted very crisp, a little bundle of sweet-herbs, an onion, a tea-spoonful of black pepper and one
of

of white pepper, four or five blades of mace, and four cloves; cover it, and let it stew over a slow fire till half is wasted, then strain it off, and put it into a clean sauce-pan, with two or three large spoonfuls of raspings clean sifted, half an ounce of truffles and morels, three or four heads of celery washed very clean and cut small, an ox's palate, first boiled tender and cut into pieces, a few cocks combs, a few of the little hearts of young favoys; cover it close, and let it simmer very softly over a slow fire two hours; then have ready a French roll fried and a few force-meat balls fried, put them in your dish and pour in your soup. You may boil a leg of veal, and a leg of beef, and as many fine things as you please; but I believe you will find this rich and high enough.

You may leave out the cocks combs, and palates, truffles, &c. if you don't like them; it will be good soup without them; and if you would have your soup very clear, don't put in the raspings.

Observe, if it be a china dish not to pour your soup in boiling hot off the fire, but set it down half a minute, and put a ladleful in first to warm the dish, then put it in; for if it be a frost, the bottom of your dish will fly out. Vermicella is good in it, an ounce put in just before you take it up, let it boil four or five minutes.

You may make this soup of beef, or veal alone, just as you fancy. A leg of beef will do either without veal, mutton, or fowl.

A green peas soup.

TAKE a small knuckle of veal, about three or four pounds, chop it all to pieces, set it on the fire in six quarts of water, a little piece of lean bacon, about half an ounce, steeped in vinegar an hour, four or five blades of mace, three or four cloves, twelve pepper-corns of black pepper, twelve of white, a little bundle of sweet-herbs and parsley, a little piece of upper crust toasted crisp; cover it close, and let it boil softly over a slow fire till half is wasted; then strain it off, and put to it a pint of green peas and a lettuce cut small, four heads of celery cut very small, and washed clean; cover it close, and let it stew very softly over a slow fire two hours; in the mean time boil of pint of old peas in a pint of water very tender, and strain them well through a course hair sieve, and all the pulp, then pour it into the soup, and let it boil together. Season with salt to your palate, but not too much. Fry a French roll crisp, put it into your dish, and pour your soup in. Be sure there be full two quarts.

Mutton

Mutton gravy will do, if you have no veal; or a shin of beef chopped to pieces. A few asparagus-tops are very good in it.

A white peas-soup.

TAKE about three pounds of thick flank of beef, or any lean part of the leg chopped to pieces; set it on the fire in three gallons of water, about half a pound of bacon, a small bundle of sweet-herbs, a good deal of dried mint, and thirty or forty corns of pepper; take a bunch of celery, wash it very clean, put in the green tops, and a quart of split peas, cover it close, and let it boil till two parts is wasted; then strain it off, and put it into a clean saucepan, five or six heads of celery cut small and washed clean, cover it close and let it boil till there is about three quarts; then cut some fat and lean bacon in dice, some bread in dice, and fry them just crisp; throw them into your dish, season your soup with salt and pour it into your dish, rub a little dried mint over it, and send it to table. You may add force-meat balls fried, cocks combs boiled in it, and an ox's palate stewed tender and cut small. Stewed spinach well drained, and laid round the dish, is very pretty.

Another way to make it.

WHEN you boil a leg of pork, or a good piece of beef, save the liquor. When it is cold take off the fat; the next day boil a leg of mutton, save the liquor, and when it is cold take off the fat, set it on the fire, with two quarts of peas. Let them boil till they are tender, then put in the pork or beef liquor, with the ingredients as above, and let it boil till it is as thick as you would have it, allowing for the boiling again; then strain it off, and add the ingredients as above. You may make your soup of veal or mutton gravy if you please, that is according to your fancy.

A chesnut soup.

TAKE half a hundred of chesnuts, pick them, put them in an earthen pan, and set them in the oven half an hour, or roast them gently over a slow fire, but take care they don't burn; then peel them, and set them to stew in a quart of good beef, veal, or mutton broth, till they are quite tender. In the mean time, take a piece or slice of ham, or bacon, a pound of veal, a pigeon beat to pieces, a bundle of sweet-herbs, an onion, a little pepper and mace, and a piece of carrot; lay the bacon at the bottom of a stew-pan, and lay the meat and ingredients at top. Set it over a slow fire till it begins to stick to the pan, then put

in a crust of bread, and pour in two quarts of broth. Let it boil softly till one third is wasted; then strain it off, and add to it the chesnuts. Season it with salt, and let it boil till it is well tasted, stew two pigeons in it, and a fried French roll crisp; lay the roll in the middle of the dish, and the pigeons on each side; pour in the soup, and send it away hot.

A French cook will beat a pheasant and a brace of partridges to pieces, and put to it. Garnish your dish with hot chesnuts.

To make mutton broth.

TAKE a neck of mutton about six pounds, cut it in two, boil the scraig in a gallon of water, skim it well, then put in a little bundle of sweet-herbs, an onion, and a good crust of bread. Let it boil an hour, then put in the other part of the mutton, a turnip or two, some dried marigolds, a few chives chopped fine, a little parsley chopped small; then put these in about a quarter of an hour before your broth is enough. Season it with salt; or you may put in a quarter of a pound of barley or rice at first. Some love it thickened with oatmeal, and some with bread; and some love it seasoned with mace, instead of sweet-herbs and onion. All this is fancy and different palates. If you boil turnips for sauce, don't boil all in the pot, it makes the broth too strong for them, but boil them in a saucepan.

Beef broth.

TAKE a leg of beef, crack the bone in two or three parts, wash it clean, put it into a pot with a gallon of water, skim it well, then put in two or three blades of mace, a little bundle of parsley, and a good crust of bread. Let it boil till the beef is quite tender, and the sinews. Toast some bread and cut it in dice, and lay in your dish; lay in the meat, and pour the soup in.

To make Scotch barley broth.

TAKE a leg of beef, chop it all to pieces, boil it in three gallons of water, with a piece of carrot and a crust of bread, till it is half boiled away; then strain it off, and put it into the pot again, with half a pound of barley, four or five heads of celery washed clean and cut small, a large onion, a bundle of sweet-herbs, a little parsley chopped small, and a few marigolds. Let this boil an hour. Take a cock or large fowl, clean picked and washed, and put into the pot; boil it till the broth is quite good, then season with salt, and send it to table, with the fowl in the
mid-

middle. This broth is very good without the fowl. Take out the onion and sweet-herbs, before you send it to table.

Some make this broth with a sheep's head, instead of a leg of beef, and it is very good; but you must chop the head all to pieces. The thick flank (about six pounds to six quarts of water) makes good broth; then put the barley in with the meat, first skim it well, boil it an hour very softly, then put in the above ingredients, with turnips, and carrots clean scraped and pared, and cut in little pieces. Boil all together softly, till the broth is very good; then season it with salt, and send it to table, with the beef in the middle, turnips and carrots round, and pour the broth over all.

To make bodge-podge.

TAKE a piece of beef, fat and lean together about a pound, a pound of veal, a pound of scraig of mutton, cut all into little pieces, set it on the fire, with two quarts of water, an ounce of barley, an onion, a little bundle of sweet-herbs, three or four heads of celery washed clean and cut small, a little mace, two or three cloves, some whole pepper, tied all in a muslin rag, and put to the meat three turnips pared and cut in two, a large carrot scraped clean and cut in six pieces, a little lettuce cut small, put all in the pot and cover it close. Let it stew very softly over a slow fire five or six hours; take out the spice, sweet-herbs, and onion, and pour all into a soup-dish, and send it to table; first season it with salt. Half a pint of green-peas, when it is the season for them, is very good. If you let this boil fast, it will waste too much; therefore you cannot do it too slow, if it does but simmer. All other stews you have in the foregoing chapter, and soups in the chapter of Lent.

To make pocket-soup.

TAKE a leg of veal, strip off all the skin and fat, then take all the muscular or fleshy parts clean from the bones. Boil this flesh in three or four gallons of water till it comes to a strong jelly, and that the meat is good for nothing. Be sure to keep the pot close covered, and not do too fast; take a little out in a spoon now and then, and when you find it is a good rich jelly, strain it through a sieve into a clean earthen pan. When it is cold, take off all the skin and fat from the top, then provide a large deep stew-pan with water boiling over a stove, then take some deep china-cups, or well-glazed earthen-ware, and fill these cups with the jelly, which you must take clear from the settling at the bottom, and set them in the stew-pan of water. Take great
care

care that none of the water gets into the cups; if it does, it will spoil it. Keep the water boiling gently all the time till the jelly becomes as thick as glue, take them out and let them stand to cool, and then turn the glue out into some new coarse flannel, which draws out all the moisture, turn them in six or eight hours on fresh flannel, and so do till they are quite dry. Keep it in a dry warm place, and in a little time it will be like a dry hard piece of glue, which you may carry in your pocket without getting any harm. The best way is to put it into little tin boxes. When you use it, boil about a pint of water, and pour it on a piece of glue about as big as a small walnut, stirring it all the time till it is melted. Season with salt to your palate; and if you chuse any herbs, or spice, boil them in the water first, and then pour the water over the glue.

To make portable soup.

TAKE two legs of beef, about fifty pounds weight, take off all the skin and fat as well as you can, then take all the meat and sinews clean from the bones, which meat put into a large pot, and put to it eight or nine gallons of soft water; first make it boil, then put in twelve anchovies, an ounce of mace, a quarter of an ounce of cloves, an ounce of whole pepper black and white together, six large onions peeled and cut in two, a little bundle of thyme, sweet-marjoram, and winter-savoury, the dry hard crust of a two-penny-loaf, stir it all together and cover it close, lay a weight on the cover to keep it close down, and let it boil softly for eight or nine hours, then uncover it, and stir it together; cover it close again, and let it boil till it is a very rich good jelly, which you will know by taking a little out now and then, and letting it cool. When you think it is a thick jelly, take it off, strain it through a coarse hair bag, and press it hard; then strain it through a hair sieve into a large earthen pan; when it is quite cold, take off the skum and fat, and take the fine jelly clear from the settlings at bottom, and then put the jelly into a large deep well-tinned stew-pan. Set it over a stove with a slow fire, keep stirring it often, and take great care it neither sticks to the pan or burns. When you find the jelly very stiff and thick, as it will be in lumps about the pan, take it out, and put it into large deep china cups, or well-glazed earthen-ware. Fill the pan two thirds full with water, and when the water boils, set in your cups. Be sure no water gets into the cups, and keep the water boiling softly all the time till you find the jelly is like a stiff glue; take out the cups, and when they are cool, turn
out

but the glue into a coarse new flannel. Let it lay eight or nine hours, keeping it in a dry warm place, and turn it on fresh flannel till it is quite dry, and the glue will be quite hard; put it into clean new stone pots, keep it close covered from dust and dirt, in a dry place, and where no damp can come to it.

When you use it, pour boiling water on it, and stir it all the time till it is melted. Season it with salt to your palate. A piece as big as a large walnut will make a pint of water very rich; but as to that you are to make it as good as you please: if for soup, fry a French roll and lay it in the middle of the dish, and when the glue is dissolved in the water, give it a boil and pour it into a dish. If you chuse it for change, you may boil either rice or barley, vermicelli, celery cut small, or truffles or morels; but let them be very tenderly boiled in the water before you stir in the glue, and then give it a boil all together. You may, when you would have it very fine, add force-meat balls, cocks combs, or a palate boiled very tender, and cut into little bits; but it will be very rich and good without any of these ingredients.

If for gravy, pour the boiling water on to what quantity you think proper; and when it is dissolved, add what ingredients you please, as in other sauces. This is only in the room of a rich good gravy. You may make your sauce either weak or strong, by adding more or less.

Rules to be observed in making soups or broths.

FIRST take great care the pots or saucepans and covers be very clean and free from all grease and sand, and that they be well tinned for fear of giving the broths and soups any brassy taste. If you have time to stew as softly as you can, it will both have a finer flavour, and the meat will be tenderer. But then observe, when you make soups or broths for present use, if it is to be done softly, don't put much more water than you intend to have soup or broth; and if you have the convenience of an earthen pan or pipkin, and set it on wood embers till it boils, then skim it, and put in your seasoning; cover it close, and set it on embers, so that it may do very softly for some time, and both the meat and broths will be delicious. You must observe in all broths and soups that one thing does not taste more than another; but that the taste be equal, and it has a fine agreeable relish, according to what you design it for; and you must be sure, that all the greens and herbs you put in be cleaned, washed, and picked.

C H A P. VII.
Of P U D D I N G S.

An oat pudding to bake.

OF oats decorticated take two pounds, and of new milk enough to drown it, eight ounces of raisins of the sun stoned, an equal quantity of currants neatly picked, a pound of sweet suet finely shred, six new laid eggs well beat: season with nutmeg, and beaten ginger and salt; mix it all well together, it will make a better pudding than rice.

To make a calf's foot pudding.

TAKE of calves feet one pound minced very fine, the fat and the brown to be taken out, a pound and a half of suet, pick off all the skin and shred it small, six eggs, but half the whites, beat them well, the crumb of a halfpenny roll grated, a pound of currants clean picked, and washed and rubbed in a cloth; milk, as much as will moisten it with the eggs, a handful of flour, a little salt, nutmeg, and sugar, to season it to your taste. Boil it nine hours with your meat; when it is done, lay it in your dish, and pour melted butter over it. It is very good with white wine and sugar in the butter.

To make a pith pudding.

TAKE a quantity of the pith of an ox, and let it lie all night in water to soak out the blood; the next morning strip it out of the skin, and beat it with the back of a spoon in orange-water till it is as fine as pap; then take three pints of thick cream, and boil in it two or three blades of mace, a nutmeg quartered, a stick of cinnamon; then take half a pound of the best jordan almonds, blanched in cold water, then beat them with a little of the cream, and as it dries put in more cream; and when they are all beaten, strain the cream from them to the pith; then take the yolks of ten eggs, the whites of but two, beat them very well, and put them to the ingredients: take a spoonful of grated bread, or Naples biscuit, mingle all these together, with half a pound of fine sugar, and the marrow of four
large

large bones, and a little salt; fill them in a small ox or hog's guts, or bake it in a dish, with a puff-paste under it and round the edges.

To make a marrow pudding.

TAKE a quart of cream, and three Naples biscuits, a nutmeg grated, the yolks of ten eggs, the whites of five well beat, and sugar to your taste; mix all well together, and put a little bit of butter in the bottom of your saucepan, then put in your stuff, set it over the fire, and stir it till it is pretty thick, then pour it into your pan, with a quarter of a pound of currants that have been plumped in hot water, stir it together, and let it stand all night. The next day make some fine paste, and lay at the bottom of your dish and round the edges; when the oven is ready, pour in your stuff, and lay long pieces of marrow on the top. Half an hour will bake it. You may use the stuff when cold.

A boiled suet pudding.

TAKE a quart of milk, a pound of suet shred small, four eggs, two spoonfuls of beaten ginger, or one of beaten pepper, a tea-spoonful of salt; mix the eggs and flour with a pint of the milk very thick, and with the seasoning mix in the rest of the milk and the suet. Let your batter be pretty thick, and boil it two hours.

A boiled plumb pudding.

TAKE a pound of suet cut in little pieces, not too fine, a pound of currants and a pound of raisins stoned, eight eggs, half the whites, the crumb of a penny loaf grated fine, half a nutmeg grated, and a tea-spoonful of beaten ginger, a little salt, a pound of flour, a pint of milk; beat the eggs first, then half the milk, beat them together, and by degrees stir in the flour and bread together, then the suet, spice, and fruit, and as much milk as will mix it well together very thick. Boil it five hours.

A Yorkshire pudding.

TAKE a quart of milk, four eggs, and a little salt, make it up into a thick batter with flour, like a pancake batter. You must have a good piece of meat at the fire, take a stew-pan and put some dripping in, set it on the fire; when it boils, pour in your pudding: let it bake on the fire till you think it is nigh enough, then turn a plate upside down in the dripping-pan, that

the dripping may not be blacked; set your stew-pan on it under your meat, and let the dripping drop on the pudding, and the heat of the fire come to it, to make it of a fine brown. When your meat is done and sent to table, drain all the fat from your pudding, and set it on the fire again to dry a little; then slide it as dry as you can into a dish, melt some butter, and pour it into a cup, and set it in the middle of the pudding. It is an excellent good pudding; the gravy of the meat eats well with it.

A steak pudding.

MAKE a good crust, with suet shred fine with flour, and mix it up with cold water. Season it with a little salt, and make a pretty stiff crust, about two pounds of suet to a quarter of a peck of flour. Let your steaks be either beef or mutton, well seasoned with pepper and salt, make it up as you do an apple-pudding, tie it in a cloth, and put it into the water boiling. If it be a large pudding, it will take five hours; if a small one, three hours. This is the best crust for an apple-pudding. Pigeons eat well this way.

A vermicelli pudding, with marrow.

FIRST make your vermicelli; take the yolks of two eggs, and mix it up with just as much flour as will make it to a stiff paste, roll it out as thin as a wafer, let it lie to dry till you can roll it up close without breaking, then with a sharp knife cut it very thin, beginning at the little end. Have ready some water boiling, into which throw the vermicelli; let it boil a minute or two at most; then throw it into a sieve, have ready a pound of marrow, lay a layer of marrow and a layer of vermicelli, and so on till all is laid in the dish. When it is a little cool, beat it up very well together, take ten eggs, beat them and mix them with the other, grate the crumb of a penny loaf, and mix with it a gill of sack, brandy, or a little rose-water, a tea-spoonful of salt, a small nutmeg grated, a little grated lemon-peel, two large blades of mace well dried and beat fine, half a pound of currants clean washed and picked, half a pound of raisins stoned, mix all well together, and sweeten to your palate; lay a good thin crust at the bottom and sides of the dish, pour in the ingredients, and bake it an hour and a half in an oven not too hot. You may either put marrow or beef suet shred fine, or a pound of butter, which you please. When it comes out of the oven, strew some fine sugar over it, and send it to table. You may leave out the fruit, if you please,

please, and you may for change add half an ounce of citron, and half an ounce of candied orange-peel shred fine.

Suet dumplings.

TAKE a pint of milk, four eggs, a pound of suet, and a pound of currants, two tea-spoonfuls of salt, three of ginger; first take half the milk, and mix it like a thick batter, then put the eggs, and the salt and ginger, then the rest of the milk by degrees, with the suet and currants, and flour to make it like a light paste. When the water boils, make them in rolls as big as a large turkey's egg, with a little flour; then flat them, and throw them into boiling water. Move them softly, that they don't stick together, keep the water boiling all the time, and half an hour will boil them.

An Oxford pudding.

A quarter of a pound of biscuit grated, a quarter of a pound of currants clean washed and picked, a quarter of a pound of suet shred small, half a large spoonful of powder-sugar, a very little salt, and some grated nutmeg; mix all well together, then take two yolks of eggs, and make it up in balls as big as a turkey's egg. Fry them in fresh butter of a fine light brown; for sauce have melted butter and sugar, with a little sack or white wine. You must mind to keep the pan shaking about, that they may be all of a fine light brown.

All other puddings you have in the Lent chapter.

Rules to be observed in making puddings, &c.

IN boiled puddings, take great care the bag or cloth be very clean, not soapy, but dipped in hot water, and well floured, If a bread pudding, tie it loose; if a batter pudding, tie it close, and be sure the water boils when you put the pudding in, and you should move the puddings in the pot now and then, for fear they stick. When you make a batter pudding, first mix the flour well with a little milk, then put in the ingredients by degrees, and it will be smooth and not have lumps; but for a plain batter pudding, the best way is to strain it through a coarse hair sieve, that it may neither have lumps, nor the treadles of the eggs: and all other puddings, strain the eggs when they are beat. If you boil them in wooden bowls, or china dishes, butter the inside before you put in your batter; and for all baked puddings, butter the pan or dish before the pudding is put in.

C H A P. VIII.

Of P I E S.

To make a very fine sweet lamb or veal pie.

SEASON your lamb with salt, pepper, cloves, mace, and nutmeg, all beat fine, to your palate. Cut your lamb or veal into little pieces, make a good puff-paste crust, lay it into your dish, then lay in your meat, strew on it some stoned raisins and currants clean washed, and some sugar: then lay on it some force-meat balls made sweet, and in the summer some artichoke-bottoms boiled, and scalded grapes in the winter. Boil Spanish potatoes cut in pieces, candied citron, candied orange, and lemon-peel, and three or four blades of mace; put butter on the top, close up your pie, and bake it. Have ready against it comes out of the oven, a caudle made thus: take a pint of white wine, and mix in the yolks of three eggs, stir it well together over the fire, one way all the time till it is thick: then take it off, stir in sugar enough to sweeten it, and squeeze in the juice of a lemon; pour it hot into your pie, and close it up again, Send it hot to table.

To make a pretty sweet lamb or veal pie.

FIRST make a good crust, butter the dish, and lay in your bottom and side-crust; then cut your meat into small pieces; season with a very little salt, some mace and nutmeg beat fine, and strewed over; then lay a layer of meat, and strew according to your fancy, some currants clean washed and picked, and a few raisins stoned, all over the meat; lay another layer of meat, put a little butter at the top, and a little water just enough to bake it and no more. Have ready against it comes out of the oven, a white wine caudle made very sweet, and send it to table hot.

A savoury veal pie.

TAKE a breast of veal, cut it into pieces, season it with pepper and salt, lay it all into your crust, boil six or eight eggs hard, take only the yolks, put them into the pie here and there, fill your dish almost full of water, put on the lid, and bake it well.

To make a savoury lamb or veal pie.

MAKE a good puff-paste crust, cut your meat into pieces, season it to your palate with pepper, salt, mace, cloves, and nutmeg finely beat; lay it into your crust with a few lamb-stones and sweetbreads seasoned as your meat, also some oysters and force-meat balls, hard yolks of eggs, and the tops of asparagus two inches long, first boiled green; put butter all over the pie, put on the lid and set it in a quick oven an hour and a half, and then have ready the liquor, made thus: take a pint of gravy, the oyster liquor, a gill of red wine, and a little grated nutmeg: mix all together with the yolks of two or three eggs beat, and keep it stirring one way all the time. When it boils, pour it into your pie; put on the lid again. Send it hot to table. You must make liquor according to your pie.

To make a calf's foot pie.

FIRST set four calves feet on in a saucepan in three quarts of water, with three or four blades of mace; let them boil softly till there is about a pint and a half, then take out your feet, strain the liquor, and make a good crust; cover your dish, then pick off the flesh from the bones, lay half in the dish, strew half a pound of currants clean washed and picked over, and half a pound of raisins stoned; lay on the rest of the meat, then skim the liquor, sweeten it to the palate, and put in half a pint of white wine; pour it into the dish, put on your lid, and bake it an hour and a half.

To make an olive pie.

MAKE your crust ready, then take the thin collops of the best end of a leg of veal, as many as you think will fill your pie; hack them with the back of a knife, and season them with salt, pepper, cloves, and mace; wash over your collops with a bunch of feathers dipped in eggs, and have in readiness a good handful of sweet-herbs shred small. The herbs must be thyme, parsley, and spinach, the yolks of eight hard eggs minced, and a few oysters parboiled and chopped, some beef suet shred very fine; mix these together, and strew them over your collops, then sprinkle a little orange-flour water over them, roll the collops up very close, and lay them in your pie, strewing the seasoning over what is left, put butter on the top, and close your pie. When it comes out of the oven, have ready some gravy hot, and pour into your pie, one anchovy dissolved

in the gravy; pour it in boiling hot. You may put in artichoke-bottoms and chesnuts, if you please. You may leave out the orange-flower water, if you don't like it.

To season an egg pie.

BOIL twelve eggs hard, and shred them with one pound of beef suet, or marrow shred fine. Season them with a little cinnamon and nutmeg beat fine, one pound of currants clean washed and picked, two or three spoonfuls of cream, and a little sack and rose water mixed all together, and fill the pie. When it is baked, stir in half a pound of fresh butter, and the juice of a lemon.

To make a mutton pie.

TAKE a loin of mutton, take off the skin and fat of the inside, cut it into steaks, season it well with pepper and salt to your palate. Lay it into your crust, fill it, pour in as much water as will almost fill the dish; then put on the crust, and bake it well.

A beef steak pie.

TAKE fine rump steaks, beat them with a rolling-pin, then season them with pepper and salt, according to your palate. Make a good crust, lay in your steaks, fill your dish, then pour in as much water as will half fill the dish. Put on the crust, and bake it well.

A ham pie.

TAKE some cold boiled ham, and slice it about half an inch thick, make a good crust, and thick, over the dish, and lay a layer of ham, shake a little pepper over it, then take a large young fowl clean picked, gutted, washed, and singed: put a little pepper and salt in the belly, and rub a very little salt on the outside; lay the fowl on the ham, boil some eggs hard, put in the yolks, and cover all with ham, then shake some pepper on the ham, and put on the top-crust. Bake it well, have ready when it comes out of the oven some very rich beef gravy, enough to fill the pie; lay on the crust again, and send it to table hot. A fresh ham will not be so tender; so that I always boil my ham one day and bring it to table, and the next day make a pie of it. It does better than an unboiled ham. If you put two large fowls in, they will make a fine pie; but that is according to your

company, more or less. The larger the pie, the finer the meat eats. The crust must be the same you make for a venison pasty. You should pour a little strong gravy into the pie when you make it, just to bake the meat, and then fill it up when it comes out of the oven. Boil some truffies and morels and put into the pie, which is a great addition, and some fresh mushrooms, or dried ones.

To make a pigeon pie.

MAKE a puff-paste crust, cover your dish, let your pigeons be very nicely picked and cleaned, season them with pepper and salt, and put a good piece of fine fresh butter, with pepper and salt, in their bellies; lay them in your pan, the necks, gizzards, livers, pinions, and hearts, lay between, with the yolk of a hard egg and a beef steak in the middle; put as much water as will almost fill the dish, lay on the top-crust, and bake it well. This is the best way to make a pigeon pie; but the French fill the pigeons with a very high force-meat, and lay force-meat balls round the inside, with asparagus-tops, artichoke-bottoms, mushrooms, truffies and morels, and season high; but that is according to different palates.

To make a gibleet pie.

TAKE two pair of gibleets nicely cleaned, put all but the livers into a sauce-pan, with two quarts of water, twenty corns of whole pepper, three blades of mace, a bundle of sweet herbs, and a large onion; cover them close, and let them stew very softly till they are quite tender, then have a good crust ready, cover your dish, lay a fine rump steak at the bottom, seasoned with pepper and salt; then lay in your gibleets with the livers, and strain the liquor they were stewed in. Season it with salt, and pour into your pie; put on the lid, and bake it an hour and a half.

To make a duck pie.

Make a puff-paste crust, take two ducks, scald them and make them very clean, cut off the feet, the pinions, the neck, and head, all clean picked and scalded, with the gizzards, livers and hearts; pick out all the fat of the inside, lay a crust all over the dish, season the ducks with pepper and salt, inside and out, lay them in your dish, and the gibleets at each end seasoned;

seasoned ; put in as much water as will almost fill the pie, lay on the crust, and bake it, but not too much.

To make a chicken pie.

MAKE a puff-paste crust, take two chickens, cut them to pieces, season them with pepper and salt, a little beaten mace, lay a force-meat made thus round the side of the dish : take half a pound of veal, half a pound of suet, beat them quite fine in a marble mortar, with as many crumbs of bread ; season it with a very little pepper and salt, an anchovy with the liquor, cut the anchovy to pieces, a little lemon-peel cut very fine and shred small, a very little thyme, mix all together with the yolk of an egg, make some into round balls, about twelve, the rest lay round the dish. Lay in one chicken over the bottom of the dish, take two sweetbreads, cut them into five or six pieces, lay them all over, season them with pepper and salt, strew over them half an ounce of truffles and morels, two or three artichoke-bottoms cut to pieces, a few cocks combs, if you have them, a palate boiled tender and cut to pieces ; then lay on the other part of the chicken, put half a pint of water in, and cover the pie ; bake it well, and when it comes out of the oven, fill it with good gravy, lay on the crust, and send it to table.

To make a Cheshire pork pie.

TAKE a loin of pork, skin it, cut it into steaks, season it with salt, nutmeg, and pepper ; make a good crust, lay a layer of pork, then a large layer of pippins pared and cored, a little sugar, enough to sweeten the pie, then another layer of pork ; put in half a pint of white wine, lay some butter on the top, and close your pie. If your pie be large, it will take a pint of white wine.

To make a Devonshire squab pie.

MAKE a good crust, cover the dish all over, put at the bottom a layer of sliced pippins, strew over them some sugar, then a layer of mutton steaks cut from the loin, well seasoned with pepper and salt, then another layer of pippins ; peel some onions and slice them thin, lay a layer all over the apples, then a layer of mutton, then pippins and onions, pour in a pint of water ; so close your pie and bake it.

To

To make an ox cheek pie.

FIRST bake your ox cheek as at other times, but not too much, put it in the oven over night, and then it will be ready the next day; make a fine puff-paste crust, and let your side and top crust be thick; let your dish be deep to hold a good deal of gravy, cover your dish with crust, then cut off all the flesh, kernels and fat of the head, with the palate cut in pieces, cut the meat into little pieces as you do for a hash, lay in the meat, take an ounce of truffles and morels and throw them over the meat, the yolks of six eggs boiled hard, a gill of pickled mushrooms, or fresh ones is better if you have them; put in a good many force-meat balls, a few artichoke-bottoms and asparagus-tops, if you have any. Season your pie with pepper and salt to your palate, and fill the pie with the gravy it was baked in. If the head be rightly seasoned when it comes out of the oven, it will want very little more; put on the lid, and bake it. When the crust is done, your pie will be enough.

To make a Shropshire pie.

FIRST make a good puff-paste crust, then cut two rabbits to pieces, with two pounds of fat pork cut into little pieces; season both with pepper and salt to your liking, then cover your dish with crust, and lay in your rabbits. Mix the pork with them, take the livers of the rabbits, parboil them, and beat them in a mortar, with as much fat bacon, a little sweet-herbs, and some oysters, if you have them. Season with pepper, salt, and nutmeg; mix it up with the yolk of an egg, and make it into balls. Lay them here and there in your pie, some artichoke-bottoms cut in dice, and cocks combs, if you have them; grate a small nutmeg over the meat, then pour in half a pint of red wine, and half a pint of water. Close your pie, and bake it an hour and half in a quick oven, but not too fierce an oven.

To make a Yorkshre Christmas pie.

FIRST make a good standing crust, let the wall and bottom be very thick; bone a turkey, a goose, a fowl, a partridge, and a pigeon. Season them all very well, take half an ounce of mace, half an ounce of nutmegs, a quarter of an ounce of cloves, and half an ounce of black pepper, all beat fine together, two large spoonfuls of salt, and then mix them together. Open the
fowls

fowls all down the back, and bone them; first the pigeon, then the partridge, cover them; then the fowl, then the goose, and then the turkey, which must be large; season them all well first, and lay them in the crust, so as it will look only like a whole turkey; then have a hare ready cased, and wiped with a clean cloth. Cut it to pieces; that is, joint it; season it, and lay it as close as you can on one side; on the other side woodcocks, moor game, and what sort of wild fowl you can get. Season them well, and lay them close; put at least four pounds of butter into the pie, then lay on your lid, which must be a very thick one, and let it be well baked. It must have a very hot oven, and will take at least four hours.

This crust will take a bushel of flour. In this chapter you will see how to make it. These pies are often sent to London in a box as presents; therefore the walls must be well built.

To make a goose pie.

HALF a peck of flour will make the walls of a goose pie, made as in the receipts for crust. Raise your crust just big enough to hold a large goose; first have a pickled dried tongue boiled tender enough to peel, cut off the root, bone a goose and a large fowl; take half a quarter of an ounce of mace beat fine, a large tea-spoonful of beaten pepper, three tea-spoonfuls of salt; mix all together, season your fowl and goose with it, then lay the fowl in the goose, and the tongue in the fowl, and the goose in the same form as if whole. Put half a pound of butter on the top, and lay on the lid. This pie is delicious, either hot or cold, and will keep a great while. A slice of this pie cut down across makes a pretty little side-dish for supper.

To make a venison pasty.

TAKE a neck and breast of venison, bone it, season it with pepper and salt according to your palate. Cut the breast in two or three pieces; but do not cut the fat of the neck if you can help it. Lay in the breast and neck-end first, and the best end of the neck on the top, that the fat may be whole; make a good rich puff-paste crust, let it be very thick on the sides, a good bottom crust, and thick a-top; cover the dish, then lay in your venison, put in half a pound of butter, about a quarter of a pint of water, close your pasty, and let it be baked two hours in a very quick oven. In the mean time set on the bones of the venison in two quarts of water, with two or three blades of mace, an onion, a little piece of crust baked crisp and brown,
a little

a little whole pepper; cover it close, and let it boil softly over a slow fire till above half is wasted, then strain it off. When the pasty comes out of the oven, lift up the lid, and pour in the gravy.

When your venison is not fat enough, take the fat of a loin of mutton, steeped in a little rape vinegar and red wine twenty-four hours, then lay it on the top of the venison, and close your pasty. It is a wrong notion of some people to think venison cannot be baked enough, and will first bake it in a false crust, and then bake it in the pasty; by this time the fine flavour of the venison is gone. No, if you want it to be very tender, wash it in warm milk and water, dry it in clean cloths till it is very dry, then rub it all over with vinegar, and hang it in the air. Keep it as long as you think proper, it will keep thus a fortnight good; but be sure there be no moistness about it; if there is, you must dry it well and throw ginger over it, and it will keep a long time. When you use it, just dip it in lukewarm water, and dry it. Bake it in a quick oven; if it is a large pasty, it will take three hours; then your venison will be tender, and have all the fine flavour. The shoulder makes a pretty pasty, boned and made as above with the mutton fat.

A loin of mutton makes a fine pasty: take a large fat loin of mutton, let it hang four or five days, then bone it, leaving the meat as whole as you can: lay the meat twenty-four hours in half a pint of red wine and half a pint of rape vinegar; then take it out of the pickle, and order it as you do a pasty, and boil the bones in the same manner to fill the pasty, when it comes out of the oven.

To make a calf's head pie.

CLEANSE your head very well, and boil it till it is tender; then carefully take off the flesh as whole as you can, take out the eyes and slice the tongue; make a good puff-paste crust, cover the dish, lay in your meat, throw over it the tongue, lay the eyes cut in two, at each corner. Season it with a very little pepper and salt, pour in half a pint of the liquor it was boiled in, lay a thin top-crust on, and bake it an hour in a quick oven. In the mean time boil the bones of the head in two quarts of liquor, with two or three blades of mace, half a quarter of an ounce of whole pepper, a large onion, and a bundle of sweet-herbs. Let it boil till there is about a pint, then strain it off, and add two spoonfuls of catchup, three of red wine, a piece of butter as big as a walnut rolled in flour, half
an

an ounce of truffles and morels. Season with salt to your palate. Boil it, and have half the brains boiled with some sage; beat them, and twelve leaves of sage chopped fine; stir all together, and give it a boil; take the other part of the brains, and beat them with some of the sage chopped fine, a little lemon-peel minced fine, and half a small nutmeg grated. Beat it up with an egg, and fry it in little cakes of a fine light brown, boil six eggs hard, take only the yolks; when your pie comes out of the oven, take off the lid, lay the eggs and cakes over it, and pour the sauce all over. Send it to table hot without the lid. This is a fine dish; you may put in it as many fine things as you please, but it wants no more addition.

To make a tort.

FIRST make a fine puff-paste, cover your dish with the crust, make a good force-meat thus: take a pound of veal, and a pound of beef suet, cut them small, and beat them fine in a mortar. Season it with a small nutmeg grated, a little lemon-peel shred fine, a few sweet-herbs, not too much, a little pepper and salt, just enough to season it, the crumb of a penny loaf rubbed fine; mix it up with the yolk of an egg, make one third into balls, and the rest lay round the sides of the dish. Get two fine large veal sweetbreads, cut each in four pieces; two pair of lamb-stones, each cut in two, twelve cocks combs, half an ounce of truffles and morels, four artichoke-bottoms cut each into four pieces, a few asparagus-tops, some fresh mushrooms, and some pickled; put all together in your dish.

Lay first your sweetbreads, then the artichoke-bottoms, then the cocks combs, then the truffles and morels, then the asparagus, then the mushrooms, and then the force-meat balls. Season the sweetbreads with pepper and salt; fill your pie with water, and put on the crust. Bake it two hours.

As to fruit and fish pies, you have them in the chapter for Lent.

To make mince pies the best way.

TAKE three pounds of suet shred very fine, and chopped as small as possible, two pounds of raisins stoned, and chopped as fine as possible, two pounds of currants nicely picked, washed, rubbed, and dried at the fire, half a hundred of fine pippins, pared, cored, and chopped small, half a pound of fine sugar pounded fine, a quarter of an ounce of mace, a quarter of an ounce of cloves, two large nutmegs; all beat fine; put all together

gether into a great pan, and mix it well together with half a pint of brandy, and half a pint of sack; put it down close in a stone-pot, and it will keep good four months. When you make your pies, take a little dish, something bigger than a soop-plate, lay a very thin crust all over it, lay a thin layer of meat, and then a thin layer of citron cut very thin, then a layer of mince-meat, and a thin layer of orange-peel cut thin, over that a little meat, squeeze half the juice of a fine Seville orange or lemon, and pour in three spoonfuls of red wine; lay on your crust, and bake it nicely. These pies eat finely cold. If you make them in little patties, mix your meat and sweet-meats accordingly. If you chuse meat in your pies, parboil a neat's tongue, peel it, and chop the meat as fine as possible, and mix with the rest; or two pounds of the inside of a surloin of beef boiled.

Tort de moy.

MAKE puff-paste, and lay round your dish, then a layer of biscuit, and a layer of butter and marrow, and then a layer of all sorts of sweetmeats, or as many as you have, and so do till your dish is full; then boil a quart of cream, and thicken it with four eggs, and a spoonful of orange-flower-water. Sweeten it with sugar to your palate, and pour over the rest. Half an hour will bake it.

To make orange or lemon tarts.

TAKE six large lemons, and rub them very well with salt, and put them in water for two days, with a handful of salt in it; then change them into fresh water every day, (without salt) for a fortnight, then boil them for two or three hours till they are tender, then cut them into half quarters, and then cut them three-corner-ways, as thin as you can: take six pippins pared, cored, and quartered, and a pint of fair water. Let them boil till the pippins break; put the liquor to your orange or lemon, and half the pulp of the pippins well broken, and a pound of sugar. Boil these together a quarter of an hour, then put it in a gallipot, and squeeze an orange in it: if it be a lemon tart, squeeze a lemon; two spoonfuls is enough for a tart. Your patty-pans must be small and shallow. Put fine puff-paste, and very thin; a little while will bake it. Just as your tarts are going into the oven, with a feather, or brush, do them over with melted butter, and then sift double-refined sugar over them; and this is a pretty icing on them.

To make different sorts of tarts.

If you bake in tin-patties, butter them, and you must put a little crust all over, because of the taking them out; if in china, or glass, no crust but the top one. Lay fine sugar at the bottom, then your plumbs, cherries, or any other sort of fruit, and sugar at top; then put on your lid, and bake them in a slack oven. Mince pies must be baked in tin patties, because of taking them out, and puff-paste is best for them. All sweet tarts the beaten crust is best; but as you fancy. You have the receipt for the crusts in this chapter. Apple, pear, apricot, &c. make thus; apples and pears, pare them, cut them into quarters, and core them; cut the quarters across again, set them on in a sauce-pan with just as much water as will barely cover them, let them simmer on a slow fire just till the fruit is tender; put a good piece of lemon-peel in the water with the fruit, then have your patties ready. Lay fine sugar at bottom, then your fruit, and a little sugar at top; that you must put in at your discretion. Pour over each tart a tea-spoonful of lemon-juice, and three tea-spoonfuls of the liquor they were boiled in; put on your lid, and bake them in a slack oven. Apricots do the same way, only do not use lemon.

As to preserved tarts, only lay in your preserved fruit, and put a very thin crust at top, and let them be baked as little as possible; but if you would make them very nice, have a large patty, the size you would have your tart. Make your sugar crust, roll it as thick as a halfpenny; then butter your patties, and cover it. Shape your upper crust on a hollow thing on purpose, the size of your patty, and mark it with a marking-iron for that purpose, in what shape you please, to be hollow and open to see the fruit through; then bake your crust in a very slack oven, not to discolour it, but to have it crisp. When the crust is cold, very carefully take it out, and fill it with what fruit you please, lay on the lid, and it is done; therefore if the tart is not eat, your sweetmeat is not the worse, and it looks genteel.

Paste for tarts.

ONE pound of flour, three quarters of a pound of butter; mix up together, and beat well with a rolling-pan.

Another paste for tarts.

Half a pound of butter, half a pound of flour, and half a pound of sugar; mix it well together, and beat it with a rolling pin well, then roll it out thin.

Puff-

Puff-paste.

TAKE a quarter of a peck of flour, rub fine half a pound of butter, a little salt, make it up into a light paste with cold water, just stiff enough to work it well up; then roll it out, and stick pieces of butter all over, and strew a little flour; roll it up and roll it out again; and so do nine or ten times, till you have rolled in a pound and a half of butter. This crust is mostly used for all sorts of pies.

A good crust for great pies.

TO a peck of flour add the yolks of three eggs; then boil some water, and put in half a pound of fried suet, and a pound and half of butter. Skim off the butter and suet, and as much of the liquor as will make it a light good crust: work it up well, and roll it out.

A standing crust for great pies.

TAKE a peck of flour, and six pounds of butter, boiled in a gallon of water; skim it off into the flour, and as little of the liquor as you can; work it well up into a paste, then pull it into pieces till it is cold, then make it up in what form you will have it. This is fit for the walls of a goose pie.

A cold crust.

TO three pounds of flour, rub in a pound and a half of butter, break in two eggs, and make it up with cold water.

A dripping crust.

TAKE a pound and half of beef-dripping, boil it in water, strain it, then let it stand to be cold, and take off the hard fat: scrape it, boil it so four or five times; then work it well up into three pounds of flour, as fine as you can, and make it up into paste with cold water. It makes a very fine crust.

A crust for custards.

TAKE half a pound of flour, six ounces of butter, the yolks of two eggs, three spoonfuls of cream; mix them together, and let them stand a quarter of an hour, then work it up and down, and roll it very thin.

Paste for crackling crust.

BLANCH four handfuls of almonds, and throw them into water, then dry them in a cloth, and pound them in a mortar very fine, with a little orange-flour water, and the white of an egg. When they are well pounded, pass them through a coarse hair-sieve, to clear them from all the lumps or clods; then spread it on a dish till it is very pliable; let it stand for a while, then roll out a piece for the under-crust, and dry it in the oven on the pie-pan, while other pastry-works are making; as knots, cyphers, &c. for garnishing your pies.

C H A P. IV.

For Lent, or a fast dinner; a number of good dishes, which you may make use of for a table at any other time.

A pease soup.

BOIL a quart of split-peas in a gallon of water; when they are quite soft, put in half a red herring, or two anchovies, a good deal of whole pepper, black and white, two or three blades of mace, four or five cloves, a bundle of sweet-herbs, a large onion, and the green tops of a bunch of celery, a good bundle of dried mint; cover them close, and let them boil softly till there is about two quarts; then strain it off, and have ready the white part of the celery washed clean, and cut small, and stewed tender in a quart of water, some spinach picked and washed clean, put to the celery; let them stew till the water is quite wasted, and put it to your soup.

Take a French roll, take out the crumb, fry the crust brown in a little fresh butter, take some spinach, stew it in a little butter, after it is boiled, and fill the roll; take the crumb, cut it to pieces, beat it in a mortar with a raw egg, a little spinach, and a little sorrel, a little beaten mace, and a little nutmeg, and an anchovy; then mix it up with your hand, and roll them into balls with a little flour, and cut some bread into dice, and fry them crisp; pour your soup into your dish, put in the balls and bread, and the roll in the middle. Garnish your dish with spinach; if it wants salt, you must season it to your palate, rub in some dried mint.

A green

A green pease soop.

TAKE a quart of old green pease, and boil them till they are quite tender as pap, in a quart of water; then strain them through a sieve, and boil a quart of young pease in that water. In the mean time put the old pease into a sieve, pour half a pound of melted butter over them, and strain them through the sieve with the back of a spoon, till you have got all the pulp. When the young pease are boiled enough, add the pulp and butter to the young pease and liquor; stir them together till they are smooth, and season with pepper and salt. You may fry a French roll, and let it swim in the dish. If you like it, boil a bundle of mint in the pease.

Another green pease soop.

TAKE a quart of green pease, boil them in a gallon of water, with a bundle of mint, and a few sweet-herbs, mace, cloves, and whole pepper, till they are tender; then strain them, liquor and all, through a coarse sieve, till the pulp is strained. Put this liquor into a saucepan, put to it four heads of celery clean washed and cut small, a handful of spinach clean washed and cut small, a lettuce cut small, a fine leek cut small, a quart of green pease, a little salt: cover them, and let them boil very softly till there is about two quarts, and that the celery is tender. Then send it to table.

If you like it, you may add a piece of burnt butter to it, about a quarter of an hour before the soop is enough.

Soop meagre.

TAKE half a pound of butter, put it into a deep stew-pan, shake it about, and let it stand till it has done making a noise; then have ready six middling onions peeled and cut small, throw them in, and shake them about. Take a bunch of celery clean washed and picked, cut it in pieces half as long as your finger, a large handful of spinach clean washed and picked, a good lettuce clean washed, if you have it, and cut small, a little bundle of parsley chopped fine; shake all this well together in the pan for a quarter of an hour, then shake in a little flour, stir all together, and pour into the stew-pan two quarts of boiling water; take a handful of dry hard crust, throw in a tea-spoonful of beaten pepper, three blades of mace beat fine, stir all together and let it boil softly half an hour; then take it off the fire, and beat up the yolks of two eggs and stir in, and one spoonful

of vinegar; pour it into the soup-dish, and send it to table. If you have any green peas, boil half a pint in the soup for change.

To make an onion soup.

TAKE half a pound of butter, put into a stew-pan on the fire, let it all melt, and boil it till it has done making any noise; then have ready ten or a dozen middling onions peeled and cut small, throw them into the butter, and let them fry a quarter of an hour; then shake in a little flour, and stir them round; shake your pan, and let them do a few minutes longer, then pour in a quart or three points of boiling water, stir them round, take a good piece of upper-crust, the stalest bread you have, about as big as the top of a penny-loaf cut small, and throw it in. Season with salt to your palate. Let it boil ten minutes, stirring it often; then take it off the fire, and have ready the yolks of two eggs beat fine, with half a spoonful of vinegar; mix some of the soup with them, then stir it into your soup and mix it well, and pour it into your dish. This is a delicious dish.

To make an eel soup.

TAKE eels according to the quantity of soup you would make: a pound of eels will make a pint of good soup; so to every pound of eels put a quart of water, a crust of bread, two or three blades of mace, a little whole pepper, an onion, and a bundle of sweet-herbs; cover them close, and let them boil till half the liquor is wasted; then strain it, and toast some bread, and cut it small, lay the bread into the dish, and pour in your soup. If you have a stew-hole, set the dish over it for a minute, and send it to table. If you find your soup not rich enough, you must let it boil till it is as strong as you would have it. You may make this soup as rich and good as if it was meat: you may add a piece of carrot to brown it.

To make a crawfish soup.

TAKE a carp, a large eel, half a thornback, cleanse and wash them clean, put them into a clean saucepan, or little pot, put to them a gallon of water, the crust of a penny loaf, skim them well, season it with mace, cloves, whole pepper, black and white, an onion, a bundle of sweet-herbs, some parsley, a piece of ginger, let them boil by themselves close covered, then take the tails of half a hundred crawfish, pick out the bag,
and

and all the woolly parts that are about them, put them into a saucepan, with two quarts of water, a little salt, a bundle of sweet-herbs: let them stew softly, and when they are ready to boil, take out the tails, and beat all the other part of the crawfish with the shells, and boil in the liquor the tails came out of, with a blade of mace, till it comes to about a pint, strain it through a clean sieve, and add it to the fish a-boiling. Let all boil softly, till there is about three quarts; then strain it off thro' a coarse sieve, put it into your pot again, and if it wants salt you must put some in, and the tails of the crawfish and lobster: take out all the meat and body, and chop it very small, and add to it; take a French roll and fry it crisp, and add to it. Let them stew all together for a quarter of an hour. You may stew a carp with them; pour your soup into your dish, the roll swimming in the middle.

When you have a carp, there should be a roll on each side. Garnish the dish with crawfish. If your crawfish will not lie on the sides of your dish, make a little paste, and lay round the rim, and lay the fish on that all round the dish.

Take care that your soup be well seasoned, but not too high.

To make a mussel soup.

GET a hundred of mussels, wash them very clean, put them into a stew-pan, cover them close: let them stew till they open, then pick them out of the shells, strain the liquor through a fine lawn sieve to your mussels, and pick the beard or crab out, if any.

Take a dozen crawfish, beat them to mash, with a dozen of almonds blanched, and beat fine; then take a small parsnip and a carrot scraped, and cut in thin slices, fry them brown with a little butter; then take two pounds of any fresh fish, and boil in a gallon of water, with a bundle of sweet-herbs, a large onion stuck with cloves, whole pepper, black and white, a little parsley, a little piece of horse-raddish, and salt the mussel liquor, the crawfish and almonds. Let them boil till half is wasted, then strain them through a sieve, put the soup into a saucepan, put in twenty of the mussels, a few mushrooms, and truffes cut small, and a leek washed and cut very small: take two French rolls, take out the crumb, fry it brown, cut it into little pieces, put it into the soup, let it boil altogether for a quarter of an hour, with the fried carrot and parsnip; in the mean while take the crust of the rolls fried crisp; take half a hundred of the mussels, a quarter of a pound of butter, a spoonful of water,

shake in a little flour, set them on the fire, keeping the saucepan shaking all the time till the butter is melted. Season it with pepper and salt, beat the yolks of three eggs, put them in, stir them all the time for fear of curdling, grate a little nutmeg; when it is thick and fine, fill the rolls, pour your soup into the dish, put in the rolls, and lay the rest of the mussels round the rim of the dish.

To make a skate or thornback soup.

TAKE two pounds of skate or thornback, skin it and boil it in six quarts of water. When it is enough, take it up, pick off the flesh and lay it by; put in the bones again, and about two pounds of any fresh fish, a very little piece of lemon-peel, a bundle of sweet-herbs, whole pepper, two or three blades of mace, a little piece of horse-raddish, the crust of a penny-loaf, a little parsley; cover it close and let it boil till there is about two quarts, then strain it off, and add an ounce of vermicelli, set it on the fire, and let it boil softly. In the mean time take a French roll, cut a little hole in the top, take out the crumb, fry the crust brown in butter, take the flesh off the fish you laid by, cut it into little pieces, put it into a saucepan, with two or three spoonfuls of the soup, shake in a little flour, put in a piece of butter, a little pepper and salt; shake them together in the saucepan over the fire till it is quite thick, then fill the roll with it, pour your soup into your dish, let the roll swim in the middle, and send it to table.

To make an oyster soup.

YOUR stock must be made of any sort of fish the place affords; let there be about two quarts, take a pint of oysters, beard them, put them into a saucepan, strain the liquor, let them stew two or three minutes in their own liquor, then take the hard parts of the oysters, and beat them in a mortar, with the yolks of four hard eggs; mix them with some of the soup, put them with the other part of the oysters and liquor into a sauce-pan, a little nutmeg, pepper, and salt; stir them well together, and let it boil a quarter of an hour. Dish it up, and send it to table.

To make an almond soup.

TAKE a quart of almonds, blanch them, and beat them in a marble mortar, with the yolks of twelve hard eggs, till they are a fine paste; mix them by degrees with two quarts of
new

new milk, a quart of cream, a quarter of a pound of double-refined sugar, beat fine, a pennyworth of orange-flour water, stir all well together; when it is well mixed, set it over a slow fire, and keep it stirring quick all the while, till you find it is thick enough; then pour it into your dish, and send it to table. If you don't be very careful it will curdle.

To make a rice soup.

TAKE two quarts of water, a pound of rice, a little cinnamon; cover it close, and let it simmer very softly till the rice is quite tender: take out the cinnamon, then sweeten it to your palate, grate half a nutmeg, and let it stand till it is cold; then beat up the yolks of three eggs, with half a pint of white wine, mix them very well, then stir them into the rice, set them on a slow fire, and keep stirring all the time for fear of curdling. When it is of a good thickness, and boils, take it up. Keep stirring it till you put it into your dish.

To make a barley soup.

TAKE a gallon of water, half a pound of barley, a blade or two of mace, a large crust of bread, a little lemon peel. Let it boil till it comes to two quarts, then add half a pint of white wine, and sweeten to your palate.

To make a turnip soup.

TAKE a gallon of water, and a bunch of turnips, pare them, save three or four out, put the rest into the water, with half an ounce of whole pepper, an onion stuck with cloves, a blade of mace, half a nutmeg bruised, a little bundle of sweet-herbs, and a large crust of bread. Let these boil an hour pretty fast, then strain it through a sieve, squeezing the turnips through; wash and cut a bunch of celery very small, set it on in the liquor on the fire, cover it close, and let it stew. In the mean time cut the turnips you saved into dice, and two or three small carrots clean scraped, and cut in little pieces: put half these turnips and carrots into the pot with the celery, and the other half fry brown in fresh butter. You must flour them first, and two or three onions peeled, cut in thin slices, and fried brown; then put them all into the soup with an ounce of vermicelli. Let your soup boil softly till the celery is quite tender, and your soup good. Season it with salt to your palate.

To make an egg soup.

BEAT the yolks of two eggs in your dish, with a piece of butter as big as a hen's egg, take a tea-kettle of boiling water in one hand, and a spoon in the other, pour in about a quart by degrees, then keep stirring it all the time well till the eggs are well mixed, and the butter melted; then pour it into a saucepan, and keep stirring it all the time till it begins to simmer. Take it off the fire, and pour it between two vessels, out of one into another till it is quite smooth, and has a great froth. Set it on the fire again, keep stirring it till it is quite hot; then pour it into the soup-dish, and send it to table hot.

To make pease porridge.

TAKE a quart of green pease, put to them a quart of water, a bundle of dried mint, and a little salt. Let them boil till the pease are quite tender; then put in some beaten pepper, a piece of butter as big as a walnut rolled in flour, stir it all together, and let it boil a few minutes; then add two quarts of milk, let it boil a quarter of an hour, take out the mint, and serve it up.

To make a white pot.

TAKE two quarts of new milk, eight eggs, and half the whites, beat up with a little rose-water, a nutmeg, a quarter of a pound of sugar; cut a penny loaf in very thin slices, and pour your milk and eggs over. Put a little bit of sweet butter on the top. Bake it in a slow oven half an hour.

To make a rice white pot.

BOIL a pound of rice in two quarts of new milk, till it is tender and thick, beat it in a mortar with a quarter of a pound of sweet almonds blanch'd; then boil two quarts of cream, with a few crumbs of white bread, and two or three blades of mace. Mix it all with eight eggs, a little rose water, and sweeten to your taste. Cut some candied orange and citron peels thin, and lay it in. It must be put into a slow oven.

To make rice milk.

TAKE half a pound of rice, boil it in a quart of water, with a little cinnamon. Let it boil till the water is all wasted; take great care it does not burn, then add three pints of milk, and the yolk of an egg beat up. Keep it stirring, and when it boils take it up. Sweeten to your palate.

To make an orange fool.

TAKE the juice of six oranges and six eggs well beaten, a pint of cream, a quarter of a pound of sugar, a little cinnamon and nutmeg. Mix all together, and keep stirring over a slow fire till it is thick, then put in a little piece of butter, and keep stirring till cold, and dish it up.

To make a Westminster fool.

TAKE a penny loaf, cut it into thin slices, wet them with sack, lay them in the bottom of a dish: take a quart of cream, beat up six eggs, two spoonfuls of rose-water, a blade of mace, and some grated nutmeg. Sweeten to your taste. Put all this into a saucepan, and keep stirring all the time over a slow fire, for fear of curdling. When it begins to be thick, pour it into the dish over the bread. Let it stand till it is cold, and serve it up.

To make a gooseberry fool.

TAKE two quarts of gooseberries, set them on the fire in about a quart of water. When they begin to simmer, turn yellow and begin to plump, throw them into a cullender to drain the water out; then with the back of a spoon carefully squeeze the pulp, throw the sieve into a dish, make them pretty sweet, and let them stand till they are cold. In the mean time take two quarts of new milk, and the yolks of four eggs beat up with a little grated nutmeg; stir it softly over a slow fire, when it begins to simmer, take it off, and by degrees stir it into the gooseberries. Let it stand till it is cold, and serve it up. If you make it with cream, you need not put any eggs in: and if it is not thick enough, it is only boiling more gooseberries. But that you must do as you think proper.

To make firmity.

TAKE a quart of ready-boiled wheat, two quarts of milk, a quarter of a pound of currants clean picked and washed: stir these together and boil them, beat up the yolks of three or four eggs, a little nutmeg, with two or three spoonfuls of milk, add to the wheat; stir them together for a few minutes. Then sweeten to your palate, and send it to table.

To make plumb porridge, or barley gruel.

TAKE a gallon of water, half a pound of barley, a quarter of a pound of raisins clean washed, a quarter of a pound of currants clean washed and picked. Boil these till above half the water is wasted, with two or three blades of mace. Then sweeten it to your palate, and add half a pint of white wine.

To make butter'd wheat.

PUT your wheat into a saucepan; when it is hot, stir in a good piece of butter, a little grated nutmeg, and sweeten it to your palate.

To make plumb gruel.

TAKE two quarts of water, two large spoonfuls of oatmeal, stir it together, a blade or two of mace, a little piece of lemon-peel; boil it for five or six minutes (take care it don't boil over) then strain it off, and put it into the saucepan again, with half a pound of currants clean washed and picked. Let them boil about ten minutes, add a glass of white wine, a little grated nutmeg, and sweeten to your palate.

To make a flour hasty pudding.

TAKE a quart of milk, and four bay-leaves, set it on the fire to boil, beat up the yolks of two eggs, and stir in a little salt. Take two or three spoonfuls of milk, and beat up with your eggs, and stir in your milk, then with a wooden spoon in one hand, and the flour in the other, stir it in till it is of a good thickness, but not too thick. Let it boil, and keep it stirring, then pour it into a dish, and stick pieces of butter here and there. You may omit the egg if you don't like it; but it is a great addition to the pudding, and a little piece of butter stirred in the milk, makes it eat short and fine. Take out the bay-leaves before you put in the flour.

To make an oatmeal hasty-pudding.

TAKE a quart of water, set it on to boil, put in a piece of butter; and some salt; when it boils, stir in the oatmeal as you do the flour, till it is of a good thickness. Let it boil a few minutes, pour it in your dish, and stick pieces of butter in it: or eat with wine and sugar, or ale and sugar, or cream, or new milk. This is best made with Scotch oatmeal.

To make an excellent sack posset.

BEAT fifteen eggs, whites and yolks very well, and strain them; then put three quarters of a pound of white sugar into a pint of canary, and mix it with your eggs in a basin; set it over a chaffing-dish of coals, and keep continually stirring it till it is scalding hot. In the mean time grate some nutmeg in a quart of milk and boil it; then pour it into your eggs and wine, they being scalding hot. Hold your hand very high as you pour it, and some-body stirring it all the time you are pouring in the milk: then take it off the chaffing-dish, set it before the fire half an hour, and serve it up.

To make another sack posset.

TAKE a quart of new milk, four Naples biscuits, crumble them, and when the milk boils throw them in. Just give it one boil, take it off, grate in some nutmeg, and sweeten to your palate: then pour in half a pint of sack, stirring it all the time, and serve it up. You may crumble white bread, instead of biscuit.

Or make it thus.

BOIL a quart of cream, or new milk, with the yolks of two eggs: first take a French roll, and cut it as thin as possibly you can in little pieces; lay it in the dish you intend for the posset. When the milk boils (which you must keep stirring all the time) pour it over the bread, and stir it together; cover it close, then take a pint of canary, a quarter of a pound of sugar, and grate in some nutmeg. When it boils pour it into the milk, stirring it all the time, and serve it up.

To make a fine hasty-pudding.

BREAK an egg into fine flour, and with your hand work up as much as you can into as stiff paste as is possible, then mince it as small as herbs to the pot, as small as if it were to be sifted;

sifted; then set a quart of milk a-boiling, and put it in the paffe so cut: put in a little salt, a little beaten cinnamon, and sugar, a piece of butter as big as a walnut, and stirring all one way. When it is as thick as you would have it, stir in such another piece of butter, then pour it into your dish, and stick pieces of butter here and there. Send it to table hot.

To make hasty fritters.

TAKE a stew-pan, put in some butter, and let it be hot: in the mean time take half a pint of all-ale not bitter, and stir in some flour by degrees in a little of the ale; put in a few currants, or chopped apples, beat them up quick, and drop a large spoonful at a time all over the pan. Take care they don't stick together, turn them with an egg-slice, and when they are of a fine brown, lay them in a dish, and throw some sugar over them. Garnish with orange cut into quarters.

To make fine fritters.

PUT to half a pint of thick cream four eggs well beaten, a little brandy, some nutmeg and ginger. Make this into a thick batter with flour, and your apples must be golden pippins pared and chopped with a knife; mix all together, and fry them in butter. At any time you may make an alteration in the fritters with currants.

Another way.

DRY some of the finest flour well before the fire; mix it with a quart of new milk, not too thick, six or eight eggs, a little nutmeg, a little mace, a little salt, and a quarter of a pint of sack or ale, or a glass of brandy. Beat them well together, then make them pretty thick with pippins, and fry them dry.

To make apple fritters.

BEAT the yolks of eight eggs, the whites of four well together, and strain them into a pan; then take a quart of cream, make it as hot as you can bear your finger in it, then put to it a quarter of a pint of sack, three quarters of a pint of ale, and make a posset of it. When it is cool put it to your eggs, beating it well together; then put in nutmeg, ginger, salt and flour to your liking. Your batter should be pretty thick, then

then put in pippins sliced or scraped, and fry them in a good deal of butter quick.

To make curd fritters.

HAVING a handful of curds and a handful of flour, and ten eggs well beaten and strained, some sugar, cloves, mace and nutmeg beat, a little saffron; stir all well together, and fry them quick, and of a fine light brown.

To make fritters royal.

TAKE a quart of new milk, put it into a skillet or saucepan, and as the milk boils up, pour in a pint of sack, let it boil up, then take it off, and let it stand five or six minutes, then skim off all the curd, and put it into a bason; beat it up well with six eggs, season it with nutmeg, then beat it with a whisk, add flour to make it as thick as batter usually is, put in some fine sugar, and fry them quick.

To make skirret fritters.

TAKE a pint of pulp of skirrets, and a spoonful of flour, the yolks of four eggs, sugar and spice, make it into a thick batter, and fry them quick.

To make white fritters.

HAVING some rice, wash it in five or six several waters, and dry it very well before the fire; then beat it in a mortar very fine, and sift it through a lawn-sieve, that it may be very fine. You must have at least an ounce of it, then put it into a saucepan, just wet it with milk, and when it is well incorporated with it, add to it another pint of milk; set the whole over a stove or a very slow fire, and take care to keep it always moving; put in a little sugar, and some candied lemon-peel grated, keep it over the fire till it is almost come to the thickness of a fine paste, flour a peal, pour it on it, and spread it abroad with a rolling-pin. When it is quite cold cut it into little morsels, taking care that they stick not one to the other; flour your hands and roll up your fritters handsomely, and fry them. When you serve them up pour a little orange-flower water over them, and sugar. These make a pretty side-dish; or are very pretty to garnish a fine dish with.

To make water fritters.

TAKE a pint of water, put into a sauce-pan, a piece of butter as big as a walnut, a little salt, and some candied lemon-peel minced very small. Make this boil over a stove, then put in two good handfuls of flour, and turn it about by main strength till the water and flour be well mixed together, and none of the last stick to the sauce-pan; then take it off the stove, mix in the yolks of two eggs, mix them well together, continuing to put in more, two by two, till you have stirred in ten or twelve, and your paste be very fine; then drudge a peal thick with flour, and dipping your hand into the flour, take out your paste bit by bit, and lay it on a peal. When it has lain a little while roll it, and cut it into little pieces, taking care that they stick not one to another, fry them of a fine brown, put a little orange-flower water over them, and sugar all over.

To make syringed fritters.

TAKE about a pint of water, and a bit of butter the bigness of an egg, with some lemon-peel, green if you can get it, rasped preserved lemon-peel, and crisped orange-flowers; put all together in a stew-pan over the fire, and when boiling throw in some fine flour; keep it stirring, put in by degrees more flour till your batter be thick enough, take it off the fire, then take an ounce of sweet almonds, four bitter ones, pound them in a mortar, stir in two Naples biscuits crumbled, two eggs beat; stir all together, and more eggs till your batter be thin enough to be syringed. Fill your syringe, your butter being hot, syringe your fritters in it, to make it of a true lovers-knot, and being well coloured, serve them up for a side-dish.

At another time, you may rub a sheet of paper with butter, over which you may syringe your fritters, and make them in what shape you please. Your butter being hot, turn the paper upside down over it, and your fritters will easily drop off. When fried strew them with sugar, and glaze them.

To make vine-leaves fritters.

TAKE some of the smallest vine-leaves you can get, and having cut off the great stalks, put them in a dish with some French brandy, green lemon rasped, and some sugar; take a good handful of fine flour, mixed with white wine or ale, let your butter be hot, and with a spoon drop in your batter, take great care they don't stick one to the other; on each fritter lay a leaf;

leaf; fry them quick, and strew sugar over them, and glaze them with a red-hot shovel.

With all fritters made with milk and eggs you should have beaten cinnamon and sugar in a saucer, and either squeeze an orange over it, or pour a glass of white wine, and so throw sugar all over the dish, and they should be fried in a good deal of fat; therefore they are best fried in beef-dripping, or hog's lard, when it can be done.

To make clary fritters.

TAKE your clary leaves, cut off the stalks, dip them one by one in a batter made with milk and flour, your butter being hot, fry them quick. This is a pretty heartening dish for a sick or weak person; and comfrey leaves do the same way.

To make apple frazes.

CUT your apples in thick slices, and fry them of a fine light brown; take them up, and lay them to drain, keep them as whole as you can, and either pare them or let it alone; then make a batter as follows: take five eggs, leaving out two whites, beat them up with cream and flour, and a little sack; make it the thickness of a pancake-batter, pour in a little melted butter, nutmeg, and a little sugar. Let your batter be hot, and drop in your fritters, and on every one lay a slice of apple, and then more batter on them. Fry them of a fine light brown; take them up, and strew some double-refined sugar all over them.

To make an almond fraze.

GET a pound of Jordan almond, blanched, steep them in a pint of sweet cream, ten yolks of eggs, and four whites, take out the almonds and pound them in a mortar fine; then mix them again in the cream and eggs, put in sugar and grated white bread, stir them well together, put some fresh butter into the pan, let it be hot and pour it in, stirring it in the pan, till they are of a good thickness: and when it is enough, turn it into a dish, throw sugar over it, and serve it up.

To make pancakes.

TAKE a quart of milk, beat in six or eight eggs, leaving half the whites out; mix it well till your batter is of a fine thickness. You must observe to mix your flour first with a little milk;

milk, then add the rest by degrees; put in two spoonfuls of beaten ginger, a glass of brandy, a little salt; stir all together, make your stew-pan very clean, put in a piece of butter as big as a walnut, then pour in a ladleful of batter, which will make a pancake, moving the pan round that the batter be all over the pan; shake the pan, and when you think that side is enough, toss it; if you can't, turn it cleverly, and when both sides are done, lay it in a dish before the fire, and so do the rest. You must take care they are dry; when you send them to table strew a little sugar over them.

To make fine pancakes.

TAKE half a pint of cream, half a pint of sack, the yolks of eighteen eggs beat fine, a little salt, half a pound of fine sugar, a little beaten cinnamon, mace, and nutmeg; then put in as much flour as will run thin over the pan, and fry them in fresh butter. This sort of pancake will not be crisp, but very good.

A second sort of fine pancakes.

TAKE a pint of cream, and eight eggs well beat, a nutmeg grated, a little salt, half a pound of good dish-butter melted; mix all together, with as much flour as will make them into a thin batter, fry them nice, and turn them on the back of a plate.

A third sort.

TAKE six new-laid eggs well beat, mix them with a pint of cream, a quarter of a pound of sugar, some grated nutmeg, and as much flour as will make the batter of a proper thickness. Fry these fine pancakes in small pans, and let your pans be hot. You must not put above the bigness of a nutmeg of butter at a time into the pan.

A fourth sort, call'd, A quire of paper.

TAKE a pint of cream, six eggs, three spoonfuls of fine flour, three of sack, one of orange-flower water, a little sugar, and half a nutmeg grated, half a pound of melted butter almost cold; mingle all well together, and butter the pan for the first pancake; let them run as thin as possible; when they are just coloured they are enough: and so do with all the fine pancakes.

To make rice pancakes.

TAKE a quart of cream, and three spoonfuls of flour of rice, set it on a slow fire and keep it stirring till it is thick as pap. Stir in half a pound of butter, a nutmeg grated; then pour it out into an earthen pan, and when it is cold, stir in three or four spoonfuls of flour, a little salt, some sugar, nine eggs well beaten; mix all well together, and fry them nicely. When you have no cream use new milk, and one spoonful more of the flour of rice.

To make a pupton of apples.

PARE some apples, take out the cores, and put them into a skillet: to a quart-mugful heaped, put in a quarter of a pound of sugar, and two spoonfuls of water. Do them over a slow fire, keep them stirring, add a little cinnamon; when it is quite thick, and like a marmalade, let it stand till cool. Beat up the yolks of four or five eggs, and stir in a handful of grated bread and a quarter of a pound of fresh butter; then form it into what shape you please, and bake it in a slow oven, and then turn it upside down on a plate, for a second course.

To make black caps:

CUT twelve large apples in halves, and take out the cores, place them on a thin patty-pan, or mazareen, as close together as they can lie, with the flat side downwards, squeeze a lemon in, two spoonfuls of orange-flour water, and pour over them; shred some lemon-peel fine and throw over them, and grate fine sugar all over. Set them in a quick oven, and half an hour will do them. When you send them to table, throw fine sugar all over the dish.

To bake apples whole.

PUT your apples into an earthen pan, with a few cloves, a little lemon-peel, some coarse sugar, a glass of red wine; put them into a quick oven, and they will take an hour baking.

To stew pears.

PARE six pears, and either quarter them, or do them whole; they make a pretty dish with one whole, the rest cut in quarters, and the cores taken out. Lay them in a deep earthen pot,

M

with

with a few cloves, a piece of lemon-peel, a gill of red wine, and a quarter of a pound of fine sugar. If the pears are very large, they will take half a pound of sugar, and half a pint of red wine; cover them close with brown paper, and bake them till they are enough.

Serve them hot or cold, just as you like them, and they will be very good with water in the place of wine.

To stew pears in a sauce-pan.

PUT them into a sauce-pan, with the ingredients as before; cover them and do them over a slow fire. When they are enough take them off.

To stew pears purple.

PARE four pears, cut them into quarters, core them, put them into a stew-pan, with a quarter of a pint of water, a quarter of a pound of sugar, cover them with a pewter plate, then cover the pan with the lid, and do them over a slow fire. Look at them often, for fear of melting the plate; when they are enough, and the liquor looks of a fine purple, take them off, and lay them in your dish with the liquor; when cold serve them up for a side-dish at a second course, or just as you please.

To stew pippins whole.

TAKE twelve golden pippins, pare them, put the parings into a sauce-pan with water enough to cover them, a blade of mace, two or three cloves, a piece of lemon-peel, let them simmer till there is just enough to stew the pippins in, then strain it, and put it into the sauce-pan again, with sugar enough to make it like a syrup; then put them in a preserving-pan, or clean stew-pan, or large sauce-pan, and pour the syrup over them. Let there be enough to stew them in; when they are enough, which you will know by the pippins being soft, take them up, lay them in a little dish with the syrup: when cold, serve them up; or hot, if you chuse it.

A pretty made-dish.

TAKE half a pound of almonds blanched and beat fine, with a little rose or orange-flower-water, then take a quart of sweet thick cream, and boil it with a piece of cinnamon and mace, sweeten it with sugar to your palate, and mix it with your almonds; stir it well together, and strain it through a sieve. Let

your cream cool, and thicken it with the yolks of six eggs; then garnish a deep dish, and lay paste at the bottom, then put in shred artichoke-bottoms, being first boiled, upon that a little melted butter, shred citron, and candied orange; so do till your dish is near full, then pour in your cream, and bake it without a lid. When it is baked, scrape sugar over it, and serve it up hot. Half an hour will bake it.

To make kickshaws.

MAKE puff-paste, roll it thin, and if you have any moulds, work it upon them, make them up with preserved pippins. You may fill some with gooseberries, some with raspberries, or what you please, then close them up, and either bake or fry them; throw grated sugar over them, and serve them up.

Plain perdu, or cream toasts.

HAVING two French rolls, cut them into slices as thick as your finger, crumb and crust together, lay them on a dish, put to them a pint of cream and half a pint of milk; strew them over with beaten cinnamon and sugar, turn them frequently till they are tender, but take care not to break them; then take them from the cream with the slice, break four or five eggs, turn your slices of bread in the eggs, and fry them in clarified butter. Make them of a good brown colour, but not black; scrape a little sugar over them. They may be served for a second course dish, but fittest for supper.

Salamongundy for a middle-dish at supper.

IN the top plate in the middle, which should stand higher than the rest, take a fine pickled herring, bone it, take off the head, and mince the rest fine. In the other plates round, put the following things: in one, pare a cucumber and cut it very thin; in another, apples pared and cut small; in another an onion peeled and cut small; in another, two hard eggs chopped small, the whites in one, and the yolks in another; pickled girkins in another cut small; in another, celery cut small; in another, pickled red cabbage chopped fine; take some water-creffes clean washed and picked, stick them all about and between every plate or saucer, and throw assertion flowers about the creffes. You must have oil and vinegar, and lemon to eat with it. If it is prettily set out, it will make a pretty figure in the middle of the table, or you may lay them in heaps in a dish. If you have not all these ingredients, set out your plates or saucers with just what

you fancy, and in the room of a pickled herring you may mince anchovies.

To make a tansey.

TAKE ten eggs, break them into a pan, put to them a little salt, beat them very well, then put to them eight ounces of loaf-sugar beat fine, and a pint of the juice of spinach. Mix them well together, and strain it into a quart of cream; then grate in eight ounces of Naples biscuit or white bread, a nutmeg grated, a quarter of a pound of Jordan almonds, beat in a mortar, with a little juice of tansey to your taste: mix these all together, put it into a stew-pan, with a piece of butter as large as a pippin. Set it over a slow charcoal fire, keep it stirring till it is hardened very well, then butter a dish very well, put in your tansey, bake it, and when it is enough turn it out on a pie-plate; squeeze the juice of an orange over it, and throw sugar all over. Garnish with orange cut into quarters, and sweet-meats cut into long bits, and lay all over its side.

Another way.

TAKE a pint of cream and half a pound of blanched almonds beat fine, with rose and orange-flower water, stir them together over a slow fire; when it boils take it off, and let it stand till cold; then beat in ten eggs, grate in a small nutmeg, four Naples biscuits, a little grated bread, and a grain of musk. Sweeten to your taste, and if you think it is too thick, put in some more cream, the juice of spinach to make it green; stir it well together, and either fry it or bake it. If you fry it, do one side first, and then with a dish turn the other.

To make hedge-hog.

TAKE two quarts of sweet blanched almonds, beat them well in a mortar, with a little canary and orange-flower water, to keep them from oiling. Make them into a stiff paste, then beat in the yolks of twelve eggs, leave out five of the whites, put to it a pint of cream, sweeten it with sugar, put in half a pound of sweet butter melted, set it on a furnace or slow fire, and keep continually stirring till it is stiff enough to be made into the form of a hedge hog, then stick it full of blanched almonds slit, and stuck up like the bristles of a hedge-hog, then put it into a dish. Take a pint of cream and the yolks of four eggs beat up, and mix with the cream: sweeten to your palate, and keep them stirring over a slow fire all the time till it is hot, then

pou

pour it into your dish round the hedge-hog; let it stand till it is cold, and serve it up.

Or you may make a fine hartshorn jelly, and pour into the dish, which will look very pretty. You may eat wine and sugar with it, or eat it without.

Or cold cream sweetened, with a glass of white wine in it and the juice of a Seville orange, and pour into the dish. It will be pretty for change.

This is a pretty side-dish at a second course, or in the middle for supper, or in a grand desert. Plump two currants for the eyes.

Or make it thus for change.

TAKE two quarts of sweet almonds blanched, twelve bitter ones, beat them in a marble mortar well together, with canary and orange-flower water, two spoonfuls of the tincture of saffron, two spoonfuls of the juice of sorrel, beat them into a fine paste, put in half a pound of melted butter, mix it up well, a little nutmeg and beaten mace, an ounce of citron, an ounce of orange-peel, both cut fine, mix them in the yolks of twelve eggs and half the whites, beat up and mixed in, half a pint of cream, half a pound of double refined sugar, and work it up all together. If it is not stiff enough to make up into the form you would have it, you must have a mould for it; butter it well, then put in your ingredients, and bake it. The mould must be made in such a manner, as to have the head peeping out; when it comes out of the oven, have ready some almonds blanched and slit, and boiled up in sugar till brown. Stick it all over with the almonds; and for sauce, have red wine and sugar made hot, and the juice of an orange. Send it hot to table, for a first course.

You may leave out the saffron and sorrel, and make it up like chickens or any other shape you please, or alter the sauce to your fancy. Butter, sugar, and white wine is a pretty sauce for either baked or boiled, and you may make the sauce of what colour you please; or put it into a mould, with half a pound of currants added to it, and boil it for a pudding. You may use cochineal in the room of saffron.

The following liquor you may make to mix with your sauces: beat an ounce of cochineal very fine, put in a pint of water in a skillet, and a quarter of an ounce of roch alum; boil it till the goodness is out, strain it into a phial, with an ounce of fine sugar, and it will keep six months.

To make pretty almond puddings.

TAKE a pound and a half of blanched almonds, beat them fine with a little rose-water, a pound of grated bread, a pound and a quarter of fine sugar, a quarter of an ounce of cinnamon, and a large nutmeg beat fine, half a pound of melted butter, mixed with the yolks of eggs and four whites beat fine, a pint of sack, a pint and a half of cream, some rose or orange-flower-water; boil the cream and tie a little bag of saffron, and dip in the cream to colour it. First beat your eggs very well, and mix with your batter; beat it up, then the spice, then the almonds, then the rose-water and wine by degrees, beating it all the time, then the sugar, and then the cream by degrees, keeping it stirring, and a quarter of a pound of vermicella. Stir all together, have some hog's guts nice and clean, fill them only half full, and as you put in the ingredients here and there, put in a bit of citron; tie both ends of the gut tight, and boil them about a quarter of an hour. You may add currants for change.

To make fried toasts.

TAKE a penny loaf, cut it into slices a quarter of an inch thick round-ways, toast them, and then take a pint of cream and three eggs, half a pint of sack, some nutmeg, and sweetened to your taste. Steep the toasts in it for three or four hours, then have ready some butter hot in a pan, put in the toasts and fry them brown, lay them in a dish, melt a little butter, and then mix what is left; if none, put in some wine and sugar, and pour over them. They make a pretty plate or side dish for supper.

To stew a brace of carp.

SCRAPE them very clean, then gut them, wash them and the rows in a pint of good stale beer, to preserve all the blood, and boil the carp with a little salt in the water.

In the mean time strain the beer, and put it into a sauce-pan, with a pint of red wine, two or three blades of mace, some whole pepper, black and white, an onion stuck with cloves, half a nutmeg bruised, a bundle of sweet-herbs, a piece of lemon-peel as big as a six-pence, an anchovy, a little piece of horse-raddish. Let these boil together softly for a quarter of an hour, covered close; then strain it, and add to it half the hard row beat to pieces, two or three spoonfuls of catchup, a quarter of a pound of fresh butter, and a spoonful of mushroom pickle, let it boil, and keep stirring it till the sauce is thick and enough;
if

if it wants any salt, you must put some in : then take the rest of the row, and beat it up with the yolk of an egg, some nutmeg, and a little lemon-peel cut small, fry them in fresh butter in little cakes, and some pieces of bread cut three-corner-ways and fried brown. When the carp are enough take them up, pour your sauce over them, lay the cakes round the dish, with horse-raddish scraped fine, and fried parsley. The rest lay on the carp, and the bread stick about them, and lay round them, then sliced lemon notched, and laid round the dish, and two or three pieces on the carp. Send them to table hot.

The boiling of carp at all times is the best way, they eat fatter and finer. The stewing of them is no addition to the sauce, and only hardens the fish and spoils it. If you would have your sauce white, put in good fish broth instead of beer, and white wine in the room of red wine. Make your broth with any sort of fresh fish you have, and season it as you do gravy.

To fry carp.

FIRST scale and gut them, wash them clean, lay them in a cloth to dry, then flour them, and fry them of a fine light brown. Fry some toast cut three-corner-ways, and the rows; when your fish is done, lay them on a coarse cloth to drain. Let your sauce be butter and anchovy, with the juice of lemon. Lay your carp in the dish, the rows on each side, and garnish with the fry'd toast and lemon.

To bake a carp.

SCALE, wash, and clean a brace of carp very well; take an earthen-pan deep enough to lie cleverly in, butter the pan a little, lay in your carp; season it with mace, cloves, nutmeg, and black and white pepper, a bundle of sweet-herbs, an onion, an anchovy, pour in a bottle of white wine, cover it close and let them bake an hour in a hot oven, if large; if small, a less time will do them. When they are enough, carefully take them up and lay them in a dish; set it over hot water to keep it hot, and cover it close, then pour all the liquor they were baked in into a sauce-pan, let it boil a minute or two, then strain it, and add half a pound of butter rolled in flour. Let it boil, keep stirring it, squeeze in the juice of half a lemon, and put in what salt you want; pour the sauce over the fish, lay the roes round, and garnish with lemon. Observe to skim all the fat off the liquor.

To fry tench.

SLIME your tenches, slit the skin along the backs, and with the point of your knife raise it up from the bone, then cut the skin across at the head and tail, then strip it off, and take out the bone; then take another tench, or a carp, and mince the flesh small with mushrooms, chives, and parsley. Season them with salt, pepper, beaten mace, nutmeg, and a few savoury herbs minced small. Mingle these all well together, then pound them in a mortar, with crumbs of bread, as much as two eggs, soaked in cream, the yolks of three or four eggs and a piece of butter. When these have been well pounded, stuff the tenches with this farce: take clarified butter, put it into a pan, set it over the fire, and when it is hot flour your tenches, and put them into the pan one by one, and fry them brown; then take them up, lay them in a coarse cloth before the fire to keep hot. In the mean time, pour all the grease and fat out of the pan, put in a quarter of a pound of butter, shake some flour all over the pan, keep stirring with a spoon till the butter is a little brown; then pour in half a pint of white wine, stir it together, pour in half a pint of boiling water, an onion stuck with cloves, a bundle of sweet-herbs, and a blade or two of mace. Cover them close, and let them stew as softly as you can for a quarter of an hour; then strain off the liquor, put it into the pan again, add two spoonfuls of catchup, have ready an ounce of truffles or morels boiled in half a pint of water tender, pour in truffles, water and all, into the pan, a few mushrooms, and either half a pint of oysters, clean washed in their own liquor, and the liquor and all put into the pan, or some crawfish; but then you must put in the tails, and after clean picking them, boil them in half a pint of water, then strain the liquor, and put into the sauce: or take some fish-melts, and toss up in your sauce. All this is just as you fancy.

When you find your sauce is very good, put your tench into the pan, make them quite hot, then lay them into your dish and pour the sauce over them. Garnish with lemon.

Or you may, for change, put in half a pint of stale beer instead of water. You may dress tench just as you do carp.

To roast a cod's head.

WASH it very clean and score it with a knife, strew a little salt on it, and lay it in a stew-pan before the fire, with something behind it that the fire may roast it. All the water that comes

comes from it the first half hour throw away, then throw on it a little nutmeg, cloves, and mace beat fine, and salt; flour it and baste it with butter. When that has lain some time, turn and season it, and baste the other side the same; turn it often, then baste it with butter and crumbs of bread. If it is a large head, it will take four or five hours baking. Have ready some melted butter with an anchovy, some of the liver of the fish boiled and bruised fine; mix it well with the butter, and two yolks of eggs beat fine and mixed with the butter, then strain them through a sieve, and put them into the sauce-pan again, with a few shrimps, or pickled cockles, two spoonfuls of red wine, and the juice of a lemon. Pour it into the pan the head was roasted in, and stir it all together, pour it into the sauce-pan, keep it stirring, and let it boil; pour it in a basin. Garnish the head with fried fish, lemon, and scraped horse-raddish. If you have a large tin oven, it will do better.

To boil a cod's head.

SET a fish-kettle on the fire, with water enough to boil it, a good handful of salt, a pint of vinegar, a bundle of sweet herbs, and a piece of horse-raddish; let it boil a quarter of an hour, then put in the head, and when you are sure it is enough, lift up the fish-plate with the fish on it, set it across the kettle to drain, then lay it in your dish and lay the liver on one side. Garnish with lemon and horse-raddish scraped; melt some butter, with a little of the fish-liquor, an anchovy, oysters, or shrimps, or just what you fancy.

To stew cod.

CUT your cod into slices an inch thick, lay them in the bottom of a large stew-pan; season them with nutmeg, beaten pepper and salt, a bundle of sweet herbs and an onion, half a pint of white wine and a quarter of a pint of water; cover it close, and let it simmer softly for five or six minutes, then squeeze in the juice of a lemon, put in a few oysters and the liquor strained, a piece of butter as big as an egg rolled in flour, and a blade or two of mace, cover it close and let it stew softly, shaking the pan often. When it is enough, take out the sweet herbs and onion, and dish it up; pour the sauce over it, and garnish with lemon.

To fricasey cod.

GET the sounds, blanch them, then make them very clean, and cut them into little pieces. If they be dried sounds, you must first boil them tender. Get some of the roes, blanch them and wash them clean, cut them into round pieces about an inch thick, with some of the livers, an equal quantity of each, to make a handsome dish, and a piece of cod about one pound in the middle. Put them into a stew-pan, season them with a little beaten mace, grated nutmeg and salt, a little bundle of sweet herbs, an onion, and a quarter of a pint of fish-broth or boiling water; cover them close, and let them stew a few minutes: then strained, a piece of butter rolled in flour, shake the pan round, put in half a pint of red wine, a few oysters with the liquor and let them stew softly till they are enough, take out the sweet herbs and onion, and dish it up. Garnish with lemon. Or you may do them white thus; instead of red wine add white, and a quarter of a pint of cream.

To bake a cod's head.

BUTTER the pan you intend to bake it in, make your head very clean, lay it in the pan, put in a bundle of sweet herbs, an onion stuck with cloves, three or four blades of mace, half a large spoonful of black and white pepper, a nutmeg bruised, a quart of water, a little piece of lemon-peeel, and a little piece of horse-raddish. Flour your head, grate a little nutmeg over it, stick pieces of butter all over it, and throw raspings all over that. Send it to the oven to bake; when it is enough, take it out of that dish, and lay it carefully into the dish you intend to serve it up in. Set the dish over boiling water, and cover it with a cover to keep it hot. In the mean time be quick, pour all the liquor out of the dish it was baked in into a sauce-pan, set it on the fire to boil three or four minutes, then strain it and put to it a gill of red wine, two spoonfuls of catchup, a pint of shrimps, half a pint of oysters, or mussels, liquor and all, but first strain it, a spoonful of mushroom-pickle, a quarter of a pound of butter rolled in flour, stir it all together till it is thick and boils; then pour it into the dish, have ready some toast cut three-corner-ways and fry'd crisp. Stick pieces about the head and mouth, and lay the rest round the head. Garnish with lemon notched, scraped horse-raddish, and parsley crisped in a plate before the fire. Lay one slice of lemon on the head, and serve it up hot.

To boil shrimps, cod, salmon, whiting, or baddock.

FLOUR it, and have a quick clear fire, set your gridiron high, broil it of a fine brown, lay it in your dish, and for sauce have good melted butter. Take a lobster, bruise the body in the butter, cut the meat small, put all together into the melted butter, make it hot and pour it into your dish, or into basons. Garnish with horse-raddish and lemon.

Or oyster sauce made thus.

TAKE half a pint of oysters, put them into a sauce-pan with their own liquor, two or three blades of mace. Let them simmer till they are plump, then with a fork take out the oysters, strain the liquor to them, put them into the sauce-pan again, with a gill of white wine hot, a pound of butter rolled in a little flour; shake the sauce-pan often, and when the butter is melted, give it a boil up.

Mussel-sauce made thus is very good, only you must put them into a stew-pan, and cover them close; first open, and search that there be no crabs under the tongue.

Or a spoonful of walnut pickle in the butter makes the sauce good, or a spoonful of either sort of catchup, or horse-raddish sauce.

Melt your butter, scrape a good deal of horse-raddish fine, put it into the melted butter, grate half a nutmeg, beat up the yolk of an egg with one spoonful of cream, pour it into the butter, keep it stirring till it boils, then pour it directly into your bason.

To dress little fish.

AS to all sorts of little fish, such as smelts, roch, &c. they should be fry'd dry and of a fine brown, and nothing but plain butter. Garnish with lemon.

And to boiled salmon the same, only garnish with lemon and horse-raddish.

And with all boiled fish, you should put a good deal of salt and horse-raddish in the water; except mackrel, with which put salt and mint, parsley and fennel, which you must chop to put into the butter; and some love scalded gooseberries with them. And be sure to boil your fish well; but take great care they don't break.

To broil mackrel.

CLEAN them, cut off the heads, split them, season them with pepper and salt, flour them, and broil them of a fine light brown. Let your sauce be plain butter.

To broil weavers.

GUT them and wash them clean, dry them in a clean cloth, flour them, then broil them, and have melted butter in a cup. They are fine fish, and cut as firm as a soal; but you must take care not to hurt yourself with the two sharp bones in the head.

To boil a turbut.

LAY it in a good deal of salt and water an hour or two, and if it is not quite sweet, shift your water five or six times; first put a good deal of salt in the mouth and belly.

In the mean time set on your fish-kettle with clean water and salt, a little vinegar, and a piece of horse-raddish. When the water boils, lay the turbut on a fish-plate, put it into the kettle, let it be well boiled, but take great care it is not too much done; when enough, take off the fish-kettle, set it before the fire, then carefully lift up the fish-plate, and set it across the kettle to drain: in the mean time melt a good deal of fresh butter, and bruise in either the body of one or two lobsters, and the meat cut small, then give it a boil, and pour it into basons. This is the best sauce; but you may make what you please. Lay the fish in the dish. Garnish with scraped horse-raddish and lemon, and pour a few spoonfuls of sauce over it.

To bake a turbut.

TAKE a dish the size of your turbut, rub butter all over it thick, throw a little salt, a little beaten pepper, and half a large nutmeg, some parsley minced fine and throw all over, pour in a pint of white wine, cut off the head and tail, lay the turbut in the dish, pour another pint of white wine all over, grate the other half of the nutmeg over it, and a little pepper, some salt and chopped parsley. Lay a piece of butter here and there all over, and throw a little flour all over, and then a good many crumbs of bread. Bake it, and be sure that it is of a fine brown; then lay it in your dish, stir the sauce in your dish all together, pour it into a sauce-pan, shake in a little flour, let it boil, then stir in a piece of butter and two spoonfuls of catchup, let it boil and pour it into basons. Garnish your dish with lemon; and you may

may add what you fancy to the sauce, as shrimps, anchovies, mushrooms, &c. If a small turbut, half the wine will do; it eats finely thus: lay it in a dish, skim off all the fat, and pour the rest over it. Let it stand till cold, and it is good with vinegar, and a fine dish to set out a cold table.

To dress a jole of pickled salmon.

LAY it in fresh water all night, then lay it in a fish-plate, put it into a large stew-pan, season it with a little whole pepper, a blade or two of mace in a coarse muslin rag tied, a whole onion, a nutmeg bruised, a bundle of sweet-herbs and parsley, a little lemon-peel, put to it three large spoonfuls of vinegar, a pint of white wine, and a quarter of a pound of fresh butter rolled in flour; cover it close, and let it simmer over a slow fire for a quarter of an hour, then carefully take up your salmon, and lay it in your dish, set it over hot water and cover it. In the mean time let your sauce boil till it is thick and good. Take out the spice, onion, and sweet-herbs, and pour it over the fish. Garnish with lemon.

To broil salmon.

CUT fresh salmon into thick pieces, flour them and broil them, lay them in your dish, and have plain melted butter in a cup.

Baked salmon.

TAKE a little piece cut into slices, about an inch thick, butter the dish that you would serve it to table on, lay the slices in the dish, take off the skin, make a force-meat thus: take the flesh of an eel, the flesh of a salmon, an equal quantity, beat in a mortar, season it with beaten pepper, salt, nutmeg, two or three cloves, some parsley, a few mushrooms, and a piece of butter, ten or a dozen coriander-seeds beat fine. Beat all together, boil the crumb of a halfpenny roll in milk, beat up four eggs, stir it together till it is thick, let it cool and mix it well together with the rest; then mix all together with four raw eggs; on every slice lay this force-meat all over, pour a very little melted butter over them, and a few crumbs of bread, lay a crust round the edge of the dish, and stick oysters round upon it. Bake it in an oven, and when it is of a very fine brown serve it up; pour a little plain butter (with a little red wine in it) into the dish, and the juice of a lemon: or you may bake it in
any

any dish, and when it is enough lay the slices into another dish. Pour the butter and wine into the dish it was baked in, give it a boil and pour it into the dish. Garnish with lemon. This is a fine dish, squeeze the juice of a lemon in.

To broil mackrel whole.

CUT off their heads, gut them, wash them clean, pull out the roe at the neck-end, boil it in a little water, then bruise it with a spoon, beat up the yolk of an egg, with a little nutmeg, a little lemon-peel cut fine, a little thyme, some parsley boiled and chopped fine, a little pepper and salt, a few crumbs of bread: mix all well together, and fill the mackrel; flour it well, and broil it nicely. Let your sauce be plain butter, with a little catchup or walnut-pickle.

To broil herrings.

SCALE them, gut them, cut off their heads, wash them clean, dry them in a cloth, flour them and broil them, but with your knife just notch them across: take the heads and mash them, boil them in small beer or ale, with a little whole pepper and onion. Let it boil a quarter of an hour, then strain it; thicken it with butter and flour, and a good deal of mustard. Lay the fish in the dish, and pour the sauce into a bason, or plain melted butter and mustard.

To fry herrings.

CLEAN them as above, fry them in butter, have ready a good many onions peeled and cut thin. Fry them of a light brown with the herrings; lay the herrings in your dish, and the onions round, butter and mustard in a cup. You must do them with a quick fire.

To dress herring and cabbage.

BOIL your cabbage tender, then put it into a saucepan, and chop it with a spoon; put in a good piece of butter, let it stew, stirring lest it should burn. Take some red herrings and split them open, and toast them before the fire, till they are hot through. Lay the cabbage in a dish, and lay the herring on it, and send it to table hot.

Or pick your herring from the bones, and throw all over your cabbage. Have ready a hot iron, and just hold it over the herring to make it hot, and send it away quick.

To make water-fokey.

TAKE some of the smallest plaice or flounders you can get, wash them clean, cut the fins close, put them into a stew-pan, put just water enough to boil them in, a little salt, and a bunch of parsley; when they are enough send them to table in a soup-dish, with the liquor to keep them hot. Have parsley and butter in a cup.

To stew eels.

SKIN, gut, and wash them very clean in six or eight waters, to wash away all the sand: then cut them in pieces, about as long as your finger, put just water enough for sauce, put in a small onion stuck with cloves, a little bundle of sweet-herbs, a blade or two of mace, and some whole pepper in a thin muslin rag. Cover it close, and let them stew very softly.

Look at them now and then, put in a little piece of butter rolled in flour, and a little chopped parsley. When you find they are quite tender and well done, take out the onion, spice, and sweet-herbs. Put in salt enough to season it. Then dish them up with the sauce.

To stew eels with broth.

CLEANSE your eels as above, put them into a saucepan with a blade or two of mace and a crust of bread. Put just water enough to cover them close, and let them stew very softly; when they are enough, dish them up with the broth, and have a little plain melted butter in a cup to eat the eels with. The broth will be very good, and it is fit for weakly and consumptive constitutions.

To dress a pike.

GUT it, cleanse it, and make it very clean, then turn it round with the tail in the mouth, lay it in a little dish, cut toasts three-corner-ways, fill the middle with them, flour it and stick pieces of butter all over; then throw a little more flour, and send it to the oven to bake: or it will do better in a tin-oven before the fire, then you can baste it as you will. When it is done lay it in your dish, and have ready melted butter, with an anchovy dissolved in it, and a few oysters or shrimps; and if there is any liquor in the dish it was baked in, add it to the sauce and put in just what you fancy. Pour your sauce into the dish. Garnish
it

it with toast about the fish, and lemon about the dish. You should have a pudding in the belly, made thus: take grated bread, two hard eggs chopped fine, half a nutmeg grated, a little lemon-peel cut fine, and either the roe or liver, or both, if any, chopped fine; and if you have none, get either the piece of the liver of a cod, or the roe of any fish, mix them all together with a raw egg and a good piece of butter. Roll it up, and put it into the fish's belly before you bake it. A haddock done this way eats very well.

To broil haddocks when they are in high season.

SCALE them, gut and wash them clean, don't rip open their bellies, but take the guts out with the gills, dry them in a clean cloth very well: if there be any roe or liver, take it out, but put it in again; flour them well, and have a clear good fire. Let your gridiron be hot and clean, lay them on, turn them quick two or three times for fear of sticking; then let one side be enough, and turn the other side. When that is done, lay them in a dish, and have plain butter in a cup.

They eat finely salted a day or two before you dress them, and hung up to dry, or boiled with egg-sauce. Newcastle is a famous place for salted haddocks. They come in barrels, and keep a great while.

To broil cod-sounds.

YOU must first lay them in hot water a few minutes; take them out and rub them well with salt, to take off the skin and black dirt, then they will look white, then put them in water and give them a boil. Take them out and flour them well, pepper and salt them, and broil them. When they are enough, lay them in your dish, and pour melted butter and mustard into the dish. Broil them whole.

To fricasey cod-sounds.

CLEAN them very well, as above, then cut them into little pretty pieces, boil them tender in milk and water, then throw them into a cullender to drain, pour them into a clean saucepan, season them with a little beaten mace and grated nutmeg, and a very little salt; pour to them just cream enough for sauce and a good piece of butter rolled in flour, keep shaking your saucepan round all the time, till it is thick enough; then dish it up, and garnish with lemon.

To dress salmon au court-bouillon.

AFTER having washed and made your salmon very clean, score the side pretty deep, that it may take the seasoning, take a quarter of an ounce of mace, a quarter of an ounce of cloves, a nutmeg, dry them and beat them fine, a quarter of an ounce of black pepper beat fine, and an ounce of salt. Lay the salmon in a napkin, season it well with this spice, cut some lemon-peel fine, and parsley, throw all over, and in the notches put about a pound of fresh butter rolled in flour, roll it up tight in the napkin, and bind it about with packthread. Put it in a fish-kettle, just big enough to hold it, pour in a quart of white wine, a quart of vinegar, and as much water as will just boil it.

Set it over a quick fire, cover it close; when it is enough, which you must judge by the bigness of your salmon, set it over a stove to stew till you are ready. Then have a clean napkin folded in the dish it is to lay in, turn it out of the napkin it was boiled in on the other napkin. Garnish the dish with a good deal of parsley crisped before the fire.

For sauce have nothing but plain butter in a cup, or horse-raddish and vinegar. Serve it up for a first course.

To dress salmon à la braise.

TAKE a fine large piece of salmon, or a large salmon-trout, make a pudding thus; take a large eel, make it clean, slit it open, take out the bone, and take all the meat clean from the bone, chop it fine, with two anchovies, a little lemon-peel cut fine, a little pepper, and a grated nutmeg with parsley chopped, and a very little bit of thyme, a few crumbs of bread, the yolk of an hard egg chopped fine; roll it up in a piece of butter, and put it into the belly of the fish, sew it up, lay it in an oval stew-pan, or little kettle that will just hold it, take half a pound of fresh butter, put it into a sauce-pan, when it is melted shake in a handful of flour, stir it till it is a little brown, then pour to it a pint of fish-broth, stir it together, pour it to the fish, with a bottle of white-wine. Season it with salt to your palate, put some mace, cloves, and whole pepper into a coarse muslin rag, tie it, put to the fish an onion, and a little bundle of sweet herbs. Cover it close, and let it stew very softly over a slow fire, put in some fresh mushrooms, or pickled ones cut small, an ounce of truffles and morels cut small; let them all stew together; when it is enough, take up your salmon carefully, lay it in your dish,

and pour the sauce all over. Garnish with scraped horse-raddish and lemon notched, serve it up hot. This is a fine dish for a first course.

Salmon in cases.

CUT your salmon into little pieces, such as will lay rolled in half-sheets of paper. Season it with pepper, salt, and nutmeg; butter the inside of the paper well, fold the paper so as nothing can come out, then lay them on a tin-plate to be baked, pour a little melted butter over the papers, and then crumbs of bread all over them. Do not let your oven be too hot, for fear of burning the paper. A tin oven before the fire does best. When you think they are enough, serve them up just as they are. There will be sauce enough in the papers.

To dress flat fish.

IN dressing all sorts of flat-fish, take great care in the boiling of them; be sure to have them enough, but do not let them be broke; mind to put a good deal of salt in, and horse-raddish in the water, let your fish be well drained, and mind to cut the fins off. When you fry them, let them be well drained in a cloth, and floured, and fry them of a fine light brown, either in oil or butter. If there be any water in your dish with the boiled fish, take it out with a sponge. As to your fried fish, a coarse cloth is the best thing to drain it on.

To dress salt fish.

OLD ling, which is the best sort of salt-fish, lay it in water twelve hours, then lay it twelve hours on a board, and then twelve more in water. When you boil it put it into the water cold: if it is good, it will take about fifteen minutes boiling softly. Boil parsnips very tender, scrape them, and put them into a sauce-pan, put to them some milk, stir them till thick, then stir in a good piece of butter, and a little salt; when they are enough lay them in a plate, the fish by itself dry, and butter and hard eggs chopped in a bason.

As to water-cod, that need only be boiled and well skimmed. Scotch haddocks you must lay in water all night. You may boil or broil them. If you broil, you must split them in two. You may garnish your dishes with hard eggs and parsnips.

To dress lampreys.

THE best of this sort of fish are taken in the river Severn; and, when they are in season, the fishmongers and others in London have them from Gloucester. But if you are where they are to be had fresh, you may dress them as you please.

To fry lampreys.

BLEED them and save the blood, then wash them in hot water to take off the slime, and cut them to pieces. Fry them in a little fresh butter not quite enough, pour out the fat, put in a little white wine, give the pan a shake round, season it with whole pepper, nutmeg, salt, sweet-herbs and a bay-leaf, put in a few capers, a good piece of butter rolled in flour, and the blood; give the pan a shake round often, and cover them close. When you think they are enough take them out, strain the sauce, then give them a boil quick, squeeze in a little lemon and pour over the fish. Garnish with lemon, and dress them just what way you fancy.

To pitchcock eels.

YOU must split a large eel down the back, and joint the bones, cut it in two or three pieces, melt a little butter, put in a little vinegar and salt, let your eel lay in two or three minutes; then take the pieces up one by one, turn them round with a little fine skewer, roll them in crumbs of bread, and broil them of a fine brown. Let your sauce be plain butter, with the juice of lemon.

To fry eels.

MAKE them very clean, cut them into pieces, season them with pepper and salt, flour them and fry them in butter. Let your sauce be plain butter melted, with the juice of lemon. Be sure they be well drained from the fat before you lay them in the dish.

To broil eels.

TAKE a large eel, skin it and make it clean. Open the belly, cut it in four pieces, take the tail-end, strip off the flesh, beat it in a mortar, season it with a little beaten mace, a little grated nutmeg, pepper, and salt, a little parsley and thyme, a little lemon-peel, an equal quantity of crumbs of bread, roll it in a little piece of butter; then mix it again with the yolk of

an egg, roll it up again, and fill the three pieces of belly with it. Cut the skin of the eel, wrap the pieces in, and sew up the skin. Broil them well, have butter and an anchovy for sauce, with the juice of lemon.

To farce eels with white sauce.

SKIN and clean your eel well, pick off all the flesh clean from the bone, which you must leave whole to the head. Take the flesh, cut it small and beat it in a mortar; then take half the quantity of crumbs of bread, beat it with the fish, season it with nutmeg and beaten pepper, an anchovy, a good deal of parsley chopped fine, a few truffles boiled tender in a very little water, chop them fine, put them into the mortar with the liquor and a few mushrooms: beat it well together, mix in a little cream, then take it out and mix it well together in your hand, lay it round the bone in the shape of the eel, lay it on a buttered pan. drudge it well with fine crumbs of bread, and bake it. When it is done, lay it carefully in your dish, have ready half a pint of cream, a quarter of a pound of fresh butter, stir it one way till it is thick, pour it over your eels, and garnish with lemon.

To dress eels with brown sauce.

SKIN and clean a large eel very well, cut it in pieces, put it into a sauce-pan or stew-pan, put to it a quarter of a pint of water, a bundle of sweet-herbs, an onion, some whole pepper, a blade of mace and a little salt. Cover it close, and when it begins to simmer, put in a gill of red wine, a spoonful of mushroom-pickle, a piece of butter as big as a walnut rolled in flour: cover it close, and let it stew till it is enough, which you will know by the eel being very tender. Take up your eel, lay it in a dish, strain your sauce, give it a boil quick, and pour it over your fish. You must make sauce according to the largeness of your eel, more or less. Garnish with lemon.

To roast a piece of fresh sturgeon.

GET a piece of fresh sturgeon, of about eight or ten pounds, let it lay in water and salt six or eight hours, with its scales on; then fasten it on the spit, and baste it well with butter for a quarter of an hour, then with a little flour, then grate a nutmeg all over it, a little mace and pepper beaten fine, and salt thrown over it, and a few sweet-herbs dried and powdered fine, and then crumbs of bread; then keep basting a little, and drudging
with

with crumbs of bread, and with what falls from it till it is enough. In the mean time prepare this sauce: take a pint of water, an anchovy, a little piece of lemon-peel, an onion, a bundle of sweet herbs, mace, cloves, whole pepper, black and white, a little piece of horse-raddish; cover it close, let it boil a quarter of an hour, then strain it, put it into the sauce-pan again, pour in a pint of white wine, about a dozen oysters and the liquor, two spoonfuls of catchup, two of walnut-pickle, the inside of a crab bruised fine, or lobster, shrimps or prawns, a good piece of butter rolled in flour, a spoonful of mushroom-pickle, or juice of lemon. Boil it all together; when your fish is enough, lay it in your dish, and pour the sauce over it. Garnish with fried toasts and lemon.

To roast a fillet or collar of sturgeon.

TAKE a piece of fresh sturgeon, scale it, gut it, take out the bones and cut in lengths about seven or eight inches; then provide some shrimps and oysters chopped small, an equal quantity of crumbs of bread, and a little lemon-peel grated, some nutmeg, a little beaten mace, a little pepper and chopped parsley, a few sweet-herbs, an anchovy, mix it together. When it is done, butter one side of your fish, and strew some of your mixture upon it; then begin to roll it up as close as possible, and when the first piece is rolled up, roll upon that another, prepared in the same manner, and bind it round with a narrow fillet, leaving as much of the fish apparent as may be; but you must mind that the roll must not be above four inches and a half thick, for else one part will be done before the inside is warm; therefore we often parboil the inside roll before we roll it. When it is enough, lay it in your dish, and prepare sauce as above. Garnish with lemon.

To boil sturgeon.

CLEAN your sturgeon, and prepare as much liquor as will just boil it. To two quarts of water a pint of vinegar, a stick of horse-raddish, two or three bits of lemon-peel, some whole pepper, a bay-leaf, and a small handful of salt. Boil your fish in this, and serve it with the following sauce: melt a pound of butter, dissolve an anchovy in it, put in a blade or two of mace, bruise the body of a crab in the butter, a few shrimps or craw-fish, a little catchup, a little lemon-juice; give it a boil, drain your fish well and lay it in your dish. Garnish with fried oysters, sliced lemon, and scraped horse-raddish; pour your

fauce into boats or balons. So you may fry it, ragoo it, or bake it.

To crimp cod the Dutch way.

TAKE a gallon of pump water, a pound of salt, then boil it half an hour, skim it well, cut your cod into slices, and when the salt and water has boiled half an hour, put in your slices. Two minutes is enough to boil them. Take them out, lay them on a sieve to drain, then flour them and broil them. Make what sauce you please.

To crimp scate.

IT must be cut into long slips cross-ways, about an inch broad. Boil water and salt as above, then throw in your scate. Let your water boil quick, and about three minutes will boil it. Drain it, and send it to table hot, with butter and mustard in one cup, and butter and anchovy in the other.

To fricasey scate, or thornback, white.

CUT the meat clean from the bone, fins, &c. and make it very clean. Cut it into little pieces, about an inch broad and two inches long, lay it in your stew-pan. To a pound of the flesh put a quarter of a pint of water, a little beaten mace, and grated nutmeg, a little bundle of sweet-herbs, and a little salt; cover it, and let it boil three minutes. Take out the sweet-herbs, put in a quarter of a pint of good cream, a piece of butter as big as a walnut rolled in flour, a glass of white wine, keep shaking the pan all the while one way, till it is thick and smooth; then dish it up, and garnish with lemon.

To fricasey it brown.

TAKE your dish as above, flour it and fry it of a fine brown; in fresh butter; then take it up, lay it before the fire to keep warm, pour the fat out of the pan, shake in a little flour, and with a spoon stir in a piece of butter as big as an egg; stir it round till it is well mixed in the pan, then pour in a quarter of a pint of water, stir it round, shake in a very little beaten pepper, a little beaten mace, put in an onion, and a little bundle of sweet-herbs, an anchovy, shake it round and let it boil; then pour in a quarter of a pint of red wine, a spoonful of catchup, a little juice of lemon, stir it all together, and let it boil. When
it

it is enough, take out the sweet-herbs and onion, and put in the fish to heat. Then dish it up, and garnish with lemon.

To fricasey soals white.

SKIN, wash, and gut your soals very clean, cut off their heads, dry them in a cloth, then with your knife very carefully cut the flesh from the bones and fins on both sides. Cut the flesh long-ways, and then across, so that each soal will be in eight pieces: take the heads and bones, then put them into a sauce-pan with a pint of water, a bundle of sweet-herbs, an onion, a little whole pepper, two or three blades of mace, a little salt, a very little piece of lemon-peel, and a little crust of bread. Cover it close, let it boil till half is wasted, then strain it through a fine sieve, put it into a stew-pan, put in the soals and half a pint of white wine, a little parsley chopped fine, a few mushrooms cut small, a piece of butter as big as an hen's egg rolled in flour, grate in a little nutmeg, set all together on the fire, but keep shaking the pan all the while till the fish is enough. Then dish it up, and garnish with lemon.

To fricasey soals brown.

CLEANSE and cut your soals, boil the water as in the foregoing receipt, flour your fish, and fry them in fresh butter of a fine light brown. Take the flesh of a small soal, beat it in a mortar, with a piece of bread as big as an hen's egg soaked in cream, the yolks of two hard eggs, and a little melted butter, a little bit of thyme, a little parsley, an anchovy, season it with nutmeg, mix all together with the yolk of a raw egg and with a little flour, roll it up into little balls and fry them, but not too much. Then lay your fish and balls before the fire, pour out all the fat of the pan, pour in the liquor which is boiled with the spice and herbs, stir it round in the pan, then put in half a pint of red wine, a few truffles and morels, a few mushrooms, a spoonful of catchup, and the juice of half a small lemon. Stir it all together and let it boil, then stir in a piece of butter rolled in flour; stir it round, when your sauce is of a fine thickness, put in your fish and balls, and when it is hot dish it up, put in the balls and pour your sauce over it. Garnish with lemon. In the same manner dress a small turbot, or any flat fish.

To boil soals.

TAKE a pair of soals, make them clean, lay them in vinegar, salt and water two hours; then dry them in a cloth; put them into a stew-pan, put to them a pint of white wine, a bundle of sweet-herbs, an onion stuck with six cloves, some whole pepper, and a little salt; cover them, and let them boil. When they are enough, take them up, lay them in your dish, strain the liquor, and thicken it up with butter and flour. Pour the sauce over, and garnish with scraped horse-raddish and lemon. In this manner dress a little turbut. It is a genteel dish for supper. You add prawns or shrimps, or mussels to the sauce.

To make a collar of fish in ragoo, to look like a breast of veal collared.

TAKE a large eel, skin it, wash it clean, and parboil it, pick off the flesh, and beat it in a mortar; season it with beaten mace, nutmeg, pepper, salt, a few sweet-herbs, parsley, and a little lemon-peel chopped small; beat all well together with an equal quantity of crumbs of bread; mix it well together, then take a turbut, soals, scate, or thornback, or any flat fish that will roll cleverly. Lay the flat fish on the dresser, take away all the bones and fins, and cover your fish with the farce; then roll it up as tight as you can, and open the skin of your eel, and bind the collar with it nicely, so that it may be flat top and bottom, to stand well in the dish; then butter an earthen dish, and set it in upright; flour it all over, and stick a piece of butter on the top and round the edges, so that it may run down on the fish; and let it be well baked, but take great care it is not broke. Let there be a quarter of a pint of water in the dish.

In the mean time take the water the eel was boiled in, and all the bones of the fish. Set them on to boil, season them with mace, cloves, black and white pepper, sweet herbs, and onion. Cover it close, and let it boil till there is about a quarter of a pint; then strain it, add to it a few truffles and morels, a few mushrooms, two spoonfuls of catchup, a gill of red wine, a piece of butter as big as a large walnut rolled in flour. Stir all together, season with salt to your palate, save some of the farce you make of the eel and mix with the yolk of an egg, and roll them up in little balls with flour, and fry them of a light brown. When your fish is enough, lay it in your dish, skim all the fat off the pan, and pour the gravy to your sauce. Let it all boil together

together till it is thick; then pour it over the roll, and put in your balls. Garnish with lemon.

This does best in a tin oven before the fire, because then you can baste it as you please. This is a fine bottom dish.

To butter crabs or lobsters.

TAKE two crabs, or lobsters, being boiled, and cold, take all the meat out of the shells and bodies, mince it small, and put it all together into a sauce-pan; add to it a glass of white wine, two spoonfuls of vinegar, a nutmeg grated, then let it boil up till it is thorough hot. Then have ready half a pound of fresh butter, melted with an anchovy, and the yolks of two eggs beat up and mixed with the butter; then mix crab and butter all together, shaking the sauce-pan constantly round till it is quite hot. Then have ready the great shell, either of the crab, or lobster; lay it in the middle of your dish, pour some into the shell, and the rest in little saucers round the shell, sticking three-corner toasts between the saucers, and round the shell. This is a fine side dish at a second course.

To butter lobsters another way.

PARBOIL your lobsters, then break the shells, pick out all the meat, cut it small, take the meat out of the body, mix it fine with a spoon in a little white wine: for example, a small lobster, one spoonful of wine, put it into a sauce-pan with the meat of the lobster, four spoonfuls of white wine, a blade of mace, a little beaten pepper and salt. Let it stew all together a few minutes, then stir in a piece of butter, shake your sauce-pan round till your butter is melted, put in a spoonful of vinegar, and strew in as many crumbs of bread as will make it thick enough. When it is hot, pour it into your plate, and garnish with the chine of a lobster cut in four, peppered, salted, and broiled. This makes a pretty plate, or a fine dish, with two or three lobsters. You may add one tea-spoonful of fine sugar to your sauce.

To roast lobsters.

BOIL your lobsters, then lay them before the fire, and baste them with butter, till they have a fine froth. Dish them up with plain melted butter in a cup. This is as good a way to the full as roasting them, and not half the trouble.

To make a fine dish of lobsters.

TAKE three lobsters, boil the largest as above, and broil it before the fire. Take the other two boiled, and butter them as in the foregoing receipt. Take the two body-shells, heat them hot, and fill them with the buttered meat. Lay the large lobster in the middle, and the two shells on each side; and the two great claws of the middle lobster at each end; and the four pieces of chines of the two lobsters broiled, and laid on each end. This, if nicely done, makes a pretty dish.

To dress a crab.

HAVING taken out the meat, and cleansed it from the skin, put it into a stew-pan, with half a pint of white wine, a little nutmeg, pepper, and salt over a slow fire. Throw in a few crumbs of bread, beat up one yolk of an egg with one spoonful of vinegar, throw it in, then shake the sauce-pan round a minute, and serve it up on a plate.

To stew prawns, shrimps, or craw-fish.

PICK out the tails, lay them by, about two quarts, take the bodies, give them a bruise, and put them into a pint of white wine, with a blade of mace. Let them stew a quarter of an hour, stir them together, and strain them; then wash out the sauce-pan, put to it the strained liquor and tails: grate a small nutmeg in, add a little salt, and a quarter of a pound of butter rolled in flour: shake it all together, cut a pretty thin toast round a quarter of a peck loaf, toast it brown on both sides, cut into six pieces, lay it close together in the bottom of your dish, and pour your fish and sauce over it. Send it to table hot. If it be craw-fish, or prawns, garnish your dish with some of the biggest claws laid thick round. Water will do in the room of wine, only add a spoonful of vinegar.

To make scollops of oysters.

PUT your oysters into scollop shells for that purpose, set them on your gridiron over a good clear fire, let them stew till you think your oysters are enough, then have ready some crumbs of bread rubbed in a clean napkin, fill your shells, and set them before a good fire, and baste them well with butter. Let them be of a fine brown, keeping them turning, to be brown all over alike; but a tin oven does them best before the fire. They eat
much

much the best done this way, though most people stew the oysters first in a sauce-pan, with a blade of mace, thickened with a piece of butter, and fill the shells, and then cover them with crumbs and brown them with a hot iron: but the bread has not the fine taste of the former.

To stew mussels.

WASH them very clean from the sand in two or three waters, put them into a stew-pan, cover them close, and let them stew till all the shells are opened; then take them out one by one, pick them out of the shells, and look under the tongue to see if there be a crab; if there is, you must throw away the mussel; some will only pick out the crab, and eat the mussel. When you have picked them all clean, put them into a sauce-pan; to a quart of mussels put half a pint of the liquor strained through a sieve, put in a blade or two of mace, a piece of butter as big as a large walnut rolled in flour; let them stew, toast some bread brown, and lay them round the dish, cut three corner-ways; pour in the mussels, and send them to table hot.

Another way to stew mussels.

CLEAN and stew your mussels as in the foregoing receipt, only to a quart of mussels put in a pint of liquor and a quarter of a pound of butter rolled in a very little flour. When they are enough, have some crumbs of bread ready, and cover the bottom of your dish thick, grate half a nutmeg over them, and pour the mussels and sauce all over the crumbs, and send them to table.

A third way to dress mussels.

STEW them as above, and lay them in your dish; strew your crumbs of bread thick all over them, then set them before a good fire, turning the dish round and round, that they may be brown all alike. Keep basting them with butter, that the crumbs may be crisp, and it will make a pretty side-dish. You may do cockles the same way.

To stew scallops.

BOIL them very well in salt and water, take them out and stew them in a little of the liquor, a little white wine, a little vinegar, two or three blades of mace, two or three cloves, a
piece

piece of butter rolled in flour, and the juice of a Seville orange. Stew them well and dish them up.

To ragoo oysters.

TAKE a quart of the largest oysters you can get, open them, save the liquor, and strain it through a fine sieve; wash your oysters in warm water; make a batter thus: take two yolks of eggs, beat them well, grate in half a nutmeg, cut a little lemon peel small, a good deal of parsley, a spoonful of the juice of spinach, two spoonfuls of cream or milk, beat it up with flour to a thick batter, have ready some butter in a stew-pan, dip your oysters one by one into the batter, and have ready crumbs of bread, then roll them in it, and fry them quick and brown; some with the crumbs of bread, and some without. Take them out of the pan, and set them before the fire, then have ready a quart of chesnuts shelled and skinned, fry them in the butter; when they are enough take them up, pour the fat out of the pan, shake a little flour all over the pan, and rub a piece of butter as big as a hen's egg all over the pan with your spoon, till it is melted and thick; then put in the oyster-liquor, three or four blades of mace, stir it round, put in a few pistacho nuts shelled, let them boil, then put in the chesnuts, and half a pint of white wine, have ready the yolks of two eggs beat up with four spoonfuls of cream; stir all well together, when it is thick and fine, lay the oysters in the dish, and pour the ragoo over them. Garnish with chesnuts and lemon.

You may ragoo mussels the same way. You may leave out the pistacho-nuts, if you don't like them; but they give the sauce a fine flavour.

To ragoo endive.

TAKE some fine white endive, three heads, lay them in salt and water two or three hours, take a hundred of asparagus, cut off the green heads, chop the rest as far as is tender small, lay it in salt and water, take a bunch of celery, wash it and scrape it clean, cut it in pieces about three inches long, put it into a sauce-pan, with a pint of water, three or four blades of mace, some whole pepper tied in a rag, let it stew till it is quite tender; then put in the asparagus, shake the sauce-pan, let it simmer till the grass is enough. Take the endive out of the water, drain it, leave one large head whole, the other leaf by leaf, put it into a stew-pan, put to it a pint of white wine; cover the pan close, let it boil till the endive is just enough, then put in a
quarter

quarter of a pound of butter rolled in flour, cover it close, shaking the pan when the endive is enough. Take it up, lay the whole head in the middle, and with a spoon take out the celery and grass and lay round, the other part of the endive over that: then pour the liquor out of the saucepan into the stewpan, stir it together, season it with salt, and have ready the yolks of two eggs, beat up with a quarter of a pint of cream, and half a nutmeg grated in. Mix this with the sauce, keep it stirring all one way till it is thick; then pour it over your ragoo, and send it to table hot.

To ragoo French beans.

TAKE a few beans, boil them tender, then take your stewpan, put in a piece of butter, when it is melted shake in some flour, and peel a large onion, slice it and fry it brown in that butter; then put in the beans, shake in a little pepper and a little salt, grate a little nutmeg in, have ready the yolk of an egg and some cream; stir them altogether for a minute or two, and dish them up.

To make good brown gravy.

TAKE half a pint of small beer, or ale that is not bitter, and half a pint of water, an onion cut small, a little bit of lemon-peel cut small, three cloves, a blade of mace, some whole pepper, a spoonful of mushroom-pickle, a spoonful of walnut-pickle, a spoonful of catchup and an anchovy; first put a piece of butter into a sauce-pan, as big as an hen's egg; when it is melted shake in a little flour, and let it be a little-brown; then by degrees stir in the above ingredients, and let it boil a quarter of an hour, then strain it, and it is fit for fish or roots.

To fricassey skirrets.

WASH the roots very well, and boil them till they are tender; then the skin of the roots must be taken off, cut in slices, and have ready a little cream, a piece of butter rolled in flour, the yolk of an egg beat, a little nutmeg grated, two or three spoonfuls of white wine, a very little salt, and stir all together. Your roots being in the dish, pour the sauce over them. It is a pretty side-dish. So likewise you may dress root of fallify and scorzonera.

Chardoons fried and buttered.

YOU must cut them about ten inches, and string them; then tie them in bundles like asparagus, or cut them in small dice; boil them like peas, toss them up with pepper, salt, and melted butter.

Chardoons à la framage.

AFTER they are stringed, cut them an inch long, stew them in a little red wine till they are tender; season with pepper and salt, and thicken it with a piece of butter rolled in flour; then pour them into your dish, squeeze the juice of orange over it, then scrape Cheshire cheese all over them, then brown it with a cheese-iron, and serve it up quick and hot.

To make a Scotch rabbit.

TOAST a piece of bread very nicely on both sides, butter it, cut a slice of cheese about as big as the bread, toast it on both sides, and lay it on the bread.

To make a Welch rabbit.

TOAST the bread on both sides, then toast the cheese on one side, lay it on the toast, and with a hot iron brown the other side. You may rub it over with mustard.

To make an English rabbit.

TOAST a slice of bread brown on both sides, then lay it in a plate before the fire, pour a glass of red wine over it, and let it soak the wine up; then cut some cheese very thin, and lay it very thick over the bread, and put it in a tin oven before the fire, and it will be toasted and browned presently. Serve it away hot.

Or do it thus.

TOAST the bread and soak it in the wine, set it before the fire, cut your cheese in very thin slices, rub butter over the bottom of a plate, lay the cheese on, pour in two or three spoonfuls of white wine, cover it with another plate, set it over a chafing-dish of hot coals for two or three minutes, then stir it till it is done and well mixed. You may stir in a little mustard; when it is enough lay it on the bread, just brown it with a hot shovel. Serve it away hot.

Sorrel with eggs.

FIRST your sorrel must be quite boiled and well strained, then poach three eggs soft and three hard, butter your sorrel well, fry some three-corner toasts brown, lay the sorrel in the dish, lay the soft eggs on it, and the hard between; stick the toast in and about it. Garnish with quartered orange.

A fricasey of artichoke-bottoms.

TAKE them either dried or pickled; if dried, you must lay them in warm water for three or four hours, shifting the water two or three times; then have ready a little cream, and a piece of fresh butter, stirred together one way over the fire till it is melted, then put in the artichokes, and when they are hot dish them up.

To fry artichokes.

FIRST blanch them in water, then flour them, fry them in fresh butter, lay them in your dish and pour melted butter over them. Or you may put a little red wine into the butter, and season with nutmeg, pepper, and salt.

A white fricasey of mushrooms.

TAKE a quart of fresh mushrooms, make them clean, put them into a saucepan, with three spoonfuls of water and three of milk, and a very little salt, set them on a quick fire and let them boil up three times; then take them off, grate in a little nutmeg, put in a little beaten mace, half a pint of thick cream, a piece of butter rolled well in flour, put it all together into the saucepan, and mushrooms all together, shake the saucepan well all the time. When it is fine and thick, dish them up; be careful they do not curdle. You may stir the saucepan carefully with a spoon all the time.

To make butter'd loaves.

BEAT up the yolks of twelve eggs, with half the whites, and a quarter of a pint of yeast, strain them into a dish, season with salt and beaten ginger, then make it into a high paste with flour, lay it in a warm cloth for a quarter of an hour; then make it up into little loaves, and bake them or boil them with butter, and put in a glass of white wine. Sweeten well with
sugar,

sugar, lay the loaves in the dish, pour the sauce over them, and throw sugar over the dish.

Brockely and eggs.

BOIL your brockely tender, saving a large bunch for the middle, and six or eight little thick sprigs to stick round. Take a toast half an inch thick, toast it brown, as big as you would have it for your dish or butter-plate, butter some eggs thus: take six eggs, more or less as you have occasion, beat them well, put them into a sauce-pan with a good piece of butter, a little salt, keep beating them with a spoon till they are thick enough, then pour them on the toast; set the biggest bunch of brockely in the middle, and the other little pieces round and about, and garnish the dish round with little sprigs of brockely. This is a pretty side-dish, or a corner-plate.

Asparagus and eggs.

TOAST a toast as big as you have occasion for, butter it and lay it in your dish, butter some eggs as above, and lay over it. In the mean time boil some grass tender, cut it small, and lay it over the eggs. This makes a pretty side-dish for a second course, or a corner-plate.

Brockely in sallad.

BROCKELY is a pretty dish, by way of sallad in the middle of a table. Boil it like asparagus (in the beginning of the book you have an account how to clean it) lay it in your dish, beat up with oil and vinegar, and a little salt. Garnish with stertion-buds.

Or boil it, and have plain butter in a cup. Or farce French rolls with it, and buttered eggs together for change. Or farce your rolls with mussels done the same way as oysters, only no wine.

To make potatoe cakes.

TAKE potatoes, boil them, peel them, beat them in a mortar, mix them with the yolks of eggs, a little sack, sugar, a little beaten mace, a little nutmeg, a little cream or melted butter, work it up into a paste; then make it into cakes, or just what shapes you please with moulds, fry them brown in fresh butter, lay them in plates or dishes, melt butter with sack and sugar, and pour over them.

A pudding made thus.

MIX it as before, make it up in the shape of a pudding, and bake it; pour butter, sack and sugar over it.

To make potatoes like a collar of veal or mutton.

MAKE the ingredients as before; make it up in the shape of a collar of veal, and with some of it make round balls. Bake it with the balls, set the collar in the middle, lay the balls round, let your sauce be half a pint of red wine, sugar enough to sweeten it, the yolks of two eggs, beat up a little nutmeg, stir all these together for fear of curdling; when it is thick enough, pour it over the collar. This is a pretty dish for a first or second course.

To broil potatoes.

FIRST boil them, peel them, cut them in two, broil them till they are brown on both sides; then lay them in the plate or dish, and pour melted butter over them.

To fry potatoes.

CUT them into thin slices, as big as a crown-piece, fry them brown, lay them in the plate or dish, pour melted butter, and sack and sugar over them. These are a pretty corner-plate.

Mashed potatoes.

BOIL your potatoes, peel them and put them into a saucepan, mash them well; to two pounds of potatoes put a pint of milk, a little salt, stir them well together, take care they don't stick to the bottom, then take a quarter of a pound of butter, stir it in and serve it up.

To grill shrimps.

SEASON them with salt and pepper, shred parsley, butter, in scollop-shells well; add some grated bread, and let them stew for half an hour. Brown them with a hot iron, and serve them up.

Buttered shrimps.

STEW two quarts of shrimps in a pint of white wine, with nutmeg, beat up eight eggs, with a little white wine and half a pound of butter, shaking the sauce-pan one way all the time over the fire till they are thick enough, lay toasted sippets round a dish, and pour them over it, so serve them up.

To dress spinach.

PICK and wash your spinach well, put it into a sauce-pan, with a little salt. Cover it close, and let it stew till it is just tender; then throw it into a sieve, drain all the liquor out, and chop it small, as much as the quantity of a French roll, add half a pint of cream to it, season with salt, pepper, and grated nutmeg, put in a quarter of a pound of butter, and set it a-stewing over the fire a quarter of an hour, stirring it often. Cut a French roll into long pieces, about as thick as your finger, fry them, poach six eggs, lay them round on the spinach, stick the pieces of roll in and about the eggs. Serve it up either for a supper, or a side-dish at a second course.

Stewed spinach and eggs.

PICK and wash your spinach very clean, put it into a sauce-pan, with a little salt; cover it close, shake the pan often, when it is just tender, and whilst it is green, throw it into a sieve to drain, lay it into your dish. In the mean time have a stew-pan of water boiling, break as many eggs into cups as you would poach. When the water boils put in the eggs, have an egg-slice ready to take them out with, lay them on the spinach, and garnish the dish with orange cut into quarters, with melted butter in a cup.

To boil spinach, when you have not room on the fire to do it by itself.

HAVE a tin-box, or any other thing that shuts very close, put in your spinach, cover it so close as no water can get in, and put it into water, or a pot of liquor, or any thing you are boiling. It will take about an hour, if the pot or copper boils. In the same manner you may boil peas without water.

Asparagus forced in French rolls.

TAKE three French rolls, take out all the crumb, by first cutting a piece of the top-crust off; but be careful that the crust fits again the same place. Fry the rolls brown in fresh butter; then take a pint of cream, the yolks of six eggs beat fine, a little salt and nutmeg, stir them well together over a slow fire till it begins to be thick. Have ready a hundred of small grass boiled, then save tops enough to stick the rolls with, the rest cut small and put into the cream, fill the loaves with them. Before you fry the rolls, make holes thick in the top-crust, and stick the grass in; then lay on the piece of crust, and stick the grass in, that it may look as if it were growing. It makes a pretty side-dish at a second course.

To make oyster loaves.

FRY the French rolls as above, take half a pint of oysters, stew them in their own liquor, then take out the oysters with a fork, strain the liquor to them, put them into a sauce-pan again, with a glass of white wine, a little beaten mace, a little grated nutmeg, a quarter of a pound of butter rolled in flour; shake them well together, then put them into the rolls; and these make a pretty side-dish for a first course. You may rub in the crumbs of two rolls, and toss up with the oysters.

To stew parsnips.

BOIL them tender, scrape them from the dust, cut them into slices, put them into a sauce-pan, with cream enough; for sauce, a piece of butter rolled in flour, a little salt, and shake the sauce-pan often. When the cream boils, pour them into a plate for a corner-dish, or a side-dish at supper.

To mash parsnips.

BOIL them tender, scrape them clean, then scrape all the soft into a sauce-pan, put as much milk or cream as will stew them. Keep them stirring, and when quite thick, stir in a good piece of butter, and send them to table.

To stew cucumbers.

PARE twelve cucumbers, and slice them as thick as a half-crown, lay them in a coarse cloth to drain, and when they are dry, flour them and fry them brown in fresh butter; then take

them out with an egg-slice, lay them in a plate before the fire, and have ready one cucumber whole, cut a long piece out of the side, and scoop out all the pulp; have ready fried onions peeled and sliced, and fried brown with the sliced cucumber. Fill the whole cucumber with the fried onion, season with pepper and salt; put on the piece you cut out, and tie it round with a pack-thread. Fry it brown, first flouring it, then take it out of the pan and keep it hot; keep the pan on the fire, and with one hand put in a little flour, while with the other you stir it. When it is thick put in two or three spoonfuls of water, and half a pint of white or red wine, two spoonfuls of catchup, stir it together, put in three blades of mace, four cloves, half a nutmeg, a little pepper and salt, all beat fine together; stir it into the sauce-pan, then throw in your cucumbers, give them a toss or two, then lay the whole cucumbers in the middle, the rest round, pour the sauce all over, untie the cucumbers before you lay it into the dish. Garnish the dish with fried onions, and send it to table hot. This is a pretty side-dish at a first course.

To ragoo French beans.

TAKE a quarter of a peck of French beans, string them, do not split them, cut them in three across, lay them in salt and water, then take them out and dry them in a coarse cloth, fry them brown, then pour out all the fat, put in a quarter of a pint of hot water, stir it into the pan by degrees, let it boil, then take a quarter of a pound of fresh butter rolled in a very little flour, two spoonfuls of catchup, one spoonful of mushroom-pickle, and four of white wine, an onion stuck with six cloves, two or three blades of mace beat, half a nutmeg grated, a little pepper and salt; stir it all together for a few minutes, then throw in the beans, shake the pan for a minute or two, take out the onion, and pour them into your dish. This is a pretty side-dish, and you may garnish with what you fancy, either pickled French beans, mushrooms, or samphire, or any thing else.

A ragoo of beans, with a force.

RAGOO them as above, take two large carrots, scrape and boil them tender, then mash them in a pan, season with pepper and salt, mix them with a little piece of butter and the yolks of two raw eggs. Make it into what shape you please, and baking it a quarter of an hour in a quick oven will do, but a tin oven is the best; lay it in the middle of the dish, and the ragoo round. Serve it up hot for a first course.

Or this way, beans ragoo'd with cabbage.

TAKE a nice little cabbage, about as big as a pint basin; when the outside leaves, top, and stalks are cut off, half boil it, cut a hole in the middle pretty big, take what you cut out and chop it very fine, with a few of the beans boiled, a carrot boiled and mashed, and a turnip boiled; mash all together, put them into a sauce-pan, season them with pepper, salt, and nutmeg, a good piece of butter, stew them a few minutes over the fire, stirring the pan often. In the mean time put the cabbage into a sauce-pan, but take great care it does not fall to pieces; put to it four spoonfuls of water, two of wine, and one of catch-up; have a spoonful of mushroom-pickle, a piece of butter rolled in a little flour, a very little pepper, cover it close, and let it stew softly till it is tender; then take it up carefully and lay it in the middle of the dish, pour your mashed roots in the middle to fill it up high, and your ragoo round it. You may add the liquor the cabbage was stewed in, and send it to table hot. This will do for a top, bottom, middle, or side-dish. When beans are not to be had, you may cut carrots and turneps into little slices, and fry them; the carrots in little round slices, the turneps in pieces about two inches long, and as thick as one's finger, and toss them up in the ragoo.

Beans ragoo'd with parsnips.

TAKE two large parsnips, scrape them clean, and boil them in water. When tender, take them up, scrape all the soft into a sauce-pan, add to them four spoonfuls of cream, a piece of butter as big as an hen's egg, chop them in the sauce-pan well; and when they are quite thick, heap them up in the middle of the dish, and the ragoo round.

Beans ragoo'd with potatoes.

BOIL two pounds of potatoes soft, then peel them, put them into a sauce pan, put to them half a pint of milk, stir them about, and a little salt; then stir in a quarter of a pound of butter, keep stirring all the time till it is so thick, that you can't stir the spoon in it hardly for stiffness, then put it into a halfpenny Welch dish, first buttering the dish. Heap them as high as they will lie, flour them, pour a little melted butter over it, and then a few crumbs of bread. Set it into a tin oven before the fire; and when brown, lay it in the middle of the dish, (take

great care you don't mash it) pour your ragoo round it, and send it to table hot.

To ragoo celery.

WASH and make a bunch of celery very clean, cut it in pieces about two inches long, put it into a stew-pan, with just as much water as will cover it, tie three or four blades of mace, two or three cloves, about twenty corns of whole pepper in a muslin rag loose, put it into the stew-pan, a little onion, a little bundle of sweet-herbs; cover it close, and let it stew softly till tender; then take out the spice, onion and sweet-herbs, put in half an ounce of truffles and morels, two spoonfuls of catchup, a gill of red wine, a piece of butter as big as an egg rolled in flour, six farthing French rolls, season with salt to your palate, stir it all together, cover it close, and let it stew till the sauce is thick and good. Take care that the roll do not break, shake your pan often; when it is enough, dish it up, and garnish with lemon. The yolks of six hard eggs, or more, put in with the rolls, will make it a fine dish. This for a first course.

If you would have it white, put in white wine instead of red, and some cream for a second course.

To ragoo mushrooms.

PEEL and scrape the flaps, put a quart into a sauce-pan, a very little salt, set them on a quick fire, let them boil up, then take them off, put to them a gill of red wine, a quarter of a pound of butter rolled in a little flour, a little nutmeg, a little beaten mace, set it on the fire, stir it now and then; when it is thick and fine, have ready the yolks of six eggs hot and boiled in a bladder hard, lay it in the middle of your dish, and pour the ragoo over it. Garnish with broiled mushrooms.

A pretty dish of eggs.

BOIL six eggs hard, peel them and cut them into thin slices, put a quarter of a pound of butter into the stew-pan, then put in your eggs and fry them quick. Half a quarter of an hour will do them. You must be very careful not to break them, throw over them pepper, salt, and nutmeg, lay them in your dish before the fire, pour out all the fat, shake in a little flour, and have ready two shallots cut small; throw them into the pan, pour in a quarter of a pint of white wine, a little juice of lemon; and a little piece of butter rolled in flour. Stir all together till it is thick; if you have not sauce enough, put in a little more wine,

wine, toast some thin slices of bread cut three-corner ways, and lay round your dish, pour the sauce all over, and send it to table hot. You may put sweet oil on the toast, if it be agreeable.

Eggs a la tripe.

BOIL your eggs hard, take off the shells and cut them long-ways in four quarters, put a little butter into a stew-pan, let it melt, shake in a little flour, stir it with a spoon, then put in your eggs, throw a little grated nutmeg all over, a little salt, a good deal of shred parsley; shake your pan round, pour in a little cream, toss the pan round carefully, that you do not break the eggs. When your sauce is thick and fine, take up your eggs, pour the sauce all over them, and garnish with lemon.

A fricasee of eggs.

BOIL eight eggs hard, take off the shells, cut them into quarters, have ready half a pint of cream, and a quarter of a pound of fresh butter; stir it together over the fire till it is thick and smooth, lay the eggs in the dish, and pour the sauce all over. Garnish with the hard yolks of three eggs cut in two, and lay round the edge of the dish.

A ragoo of eggs.

BOIL twelve eggs hard, take off the shells, and with a little knife very carefully cut the white across long-ways, so that the white may be in two halves, and the yolks whole. Be careful neither to break the whites nor yolks, take a quarter of a pint of pickled mushrooms chopped very fine, half an ounce of truffles and morels, boiled in three or four spoonfuls of water, save the water, and chop the truffles and morels very small, boil a little parsley, chop it fine, mix them together, with the truffle-water you saved, grate a little nutmeg in, a little beaten mace, put it into a sauce-pan with three spoonfuls of water, a gill of red wine, one spoonful of catchup, a piece of butter as big as a large walnut, rolled in flour, stir all together, and let it boil. In the mean time get ready your eggs, lay the yolks and whites in order in your dish, the hollow parts of the whites uppermost, that they may be filled; take some crumbs of bread, and fry them brown and crisp, as you do for larks, with which fill up the whites of the eggs as high as they will lie, then pour in your sauce all over, and garnish with fried crumbs of bread. This is a very genteel pretty dish, if it be well done.

To broil eggs.

CUT a toast round a quartern loaf, toast it brown, lay it on your dish, butter it, and very carefully break six or eight eggs on the toast, and take a red-hot shovel, and hold over them. When they are done, squeeze a Seville orange over them, grate a little nutmeg over it, and serve it up for a side-plate. Or you may poach your eggs, and lay them on a toast; or toast your bread crisp, and pour a little boiling water over it; season it with a little salt, and then lay your poached eggs on it.

To dress eggs with bread.

TAKE a penny-loaf, soak it in a quart of hot milk for two hours, or till the bread is soft, then strain it through a coarse sieve, put to it two spoonfuls of orange-flower-water, or rose-water; sweeten it, grate in a little nutmeg, take a little dish, butter the bottom of it, break in as many eggs as will cover the bottom of the dish, pour in the bread and milk, set it in a tin-oven before the fire, and half an hour will bake it; it will do on a chaffing-dish of coals. Cover it close before the fire, or bake it in a slow oven.

To farce eggs.

GET two cabbage lettuces, scald them, with a few mushrooms, parsley, sorrel, and chervil; then chop them very small, with the yolks of hard eggs, seasoned with salt and nutmeg; then stew them in butter; and when they are enough, put in a little cream, then pour them into the bottom of a dish. Take the whites, and chop them very fine with parsley, nutmeg, and salt. Lay this round the brim of the dish, and run a red-hot fire-shovel over it, to brown it.

Eggs with lettuce.

SCALD some cabbage-lettuce in fair water, squeeze them well, then slice them and toss them up in a sauce-pan with a piece of butter; season them with pepper, salt, and a little nutmeg. Let them stew half an hour, chop them well together; when they are enough, lay them in your dish, fry some eggs nicely in butter and lay on them. Garnish with Seville orange.

To fry eggs as round as balls.

HAVING a deep frying-pan, and three pints of clarified butter, heat it as hot as for fritters, and stir it with a stick, till it runs round like a whirlpool; then break an egg into the middle, and turn it round with your stick, till it be as hard as a poached egg; the whirling round of the butter will make it as round as a ball, then take it up with a slice, and put it in a dish before the fire: they will keep hot half an hour and yet be soft; so you may do as many as you please. You may serve these with what you please, nothing better than stewed spinach, and garnish with orange.

To make an egg as big as twenty.

PART the yolks from the whites, strain them both separate through a sieve, tie the yolks up in a bladder in the form of a ball. Boil them hard, then put this ball into another bladder, and the whites round it; tie it up oval fashion, and boil it. These are used for grand sallads. This is very pretty for a ragoo, boil five or six yolks together, and lay in the middle of the ragoo of eggs; and so you may make them of any size you please.

To make a grand dish of eggs.

YOU must break as many eggs as the yolks will fill a pint bason, the whites by themselves, tie the yolks by themselves in a bladder round: boil them hard, then have a wooden bowl that will hold a quart, made like two butter-dishes, but in the shape of an egg, with a hole through one at the top. You are to observe, when you boil the yolks, to run a packthread through, and leave a quarter of a yard hanging out. When the yolk is boiled hard, put it into the bowl-dish; but be careful to hang it so as to be in the middle. The string being drawn through the hole, then clap the two bowls together and tie them tight, and with a tunnel pour in the whites through the hole; then stop the hole close, and boil it hard. It will take an hour. When it is boiled enough, carefully open it, and cut the string close. In the mean time take twenty eggs, beat them well, the yolks by themselves, and the whites by themselves; divide the whites into two, and boil them in bladders the shape of an egg. When they are boiled hard, cut one in two long-ways and one cross-ways, and with a fine sharp knife cut out some of the white in the middle; lay the great egg in the middle, the two long halves
on

on each side, with the hollow part uppermost, and the two round flat between. Take an ounce of truffles and morels, cut them very small, boil them in half a pint of water till they are tender, then take a pint of fresh mushrooms clean picked, washed, and chopped small, and put into the truffles and morels. Let them boil, add a little salt, a little beaten nutmeg, a little beaten mace, and add a gill of pickled mushrooms chopped fine. Boil sixteen of the yolks hard in a bladder, then chop them and mix them with the other ingredients; thicken it with a lump of butter rolled in flour, shaking your sauce-pan round till hot and thick, then fill the round with this, turn them down again, and fill the two long ones; what remains, save to put into the sauce-pan. Take a pint of cream, a quarter of a pound of butter, the other four yolks beat fine, a gill of white wine, a gill of pickled mushrooms, a little beaten mace, and a little nutmeg; put all into the sauce-pan to the other ingredients, and stir all well together one way till it is thick and fine; pour it over all, and garnish with notched lemon.

This is a grand dish at a second course. Or you may mix it up with red wine and butter, and it will do for a first course.

To make a pretty dish of whites of eggs.

TAKE the whites of twelve eggs, beat them up with four spoonfuls of rose-water, a little grated lemon-peel, a little nutmeg, and sweeten with sugar: mix them well, boil them in four bladders, tie them in the shape of an egg, and boil them hard. They will take half an hour. Lay them in your dish; when cold, mix half a pint of thick cream, a gill of sack, and half the juice of a Seville orange. Mix all together, sweeten with fine sugar, and pour over the eggs. Serve it up for a side-dish at supper, or when you please.

To dress beans in rago.

YOU must boil your beans so that the skins will slip off. Take about a quart, season them with pepper, salt, and nutmeg, then flour them, and have ready some butter in a stew-pan, throw in your beans, fry them of a fine brown, then drain them from the fat, and lay them in your dish. Have ready a quarter of a pound of butter melted, and half a pint of blanched beans boiled, and beat in a mortar, with a very little pepper, salt, and nutmeg; then by degrees mix them in the butter, and pour over the other beans. Garnish with a boiled and fried bean, and so on till you

you fill the rim of your dish. They are very good without frying, and only plain butter melted over them.

An amulet of beans.

BLANCH your beans, and fry them in sweet butter, with a little parsley, pour out the butter, and pour in some cream. Let it simmer, shaking your pan; season with pepper, salt, and nutmeg. thicken with three or four yolks of eggs, have ready a pint of cream, thickened with the yolks of four eggs, season with a little salt, pour it in your dish, and lay your beans on the amulet, and serve it up hot.

The same way you may dress mushrooms, truffles, green pease, asparagus, and artichoke-bottoms, spinach, sorrel, &c. all being first cut into small pieces, or shred fine.

To make a bean tansy.

TAKE two quarts of beans, blanch and beat them very fine in a mortar; season with pepper, salt, and mace; then put in the yolks of six eggs, and a quarter of a pound of butter, a pint of cream, half a pint of sack, and sweeten to your palate. Soak four Naples biscuits in half a pint of milk, mix them with the other ingredients. Butter a pan and bake it, then turn it on a dish, and stick citron and orange-peel candied, cut small, and stuck about it. Garnish with Seville orange.

To make a water tansy.

TAKE twelve eggs, beat them very well, half a manchet grated, and sifted through a cullender, or half a penny roll, half a pint of fair water. Colour it with the juice of spinach, and one small sprig of tansy beat together; season it with sugar to your palate, a little salt, a small nutmeg grated, two or three spoonfuls of rose-water, put it into a skellet, stir it all one way, and let it thicken like a hasty-pudding; then bake it, or you may butter a stew-pan and put it into. Butter a dish, and lay over it: when one side is enough, turn it with the dish, and flip the other side into the pan. When that is done, set it into a massereen, throw sugar all over, and garnish with orange.

Pease francoise.

TAKE a quart of shelled pease, cut a large Spanish onion, or two middling ones small, and two cabbage or Silesia lettuces cut small, put them into a sauce-pan, with half a pint of water, season them with a little salt, a little beaten pepper, and a little
beaten

beaten mace and nutmeg. Cover them close, and let them stew a quarter of an hour, then put in a quarter of a pound of fresh butter rolled in a little flour, a spoonful of catchup, a little piece of burnt butter as big as a nutmeg; cover them close, and let it simmer softly an hour, often shaking the pan. When it is enough, serve it up for a side-dish.

For an alteration, you may stew the ingredients as above: then take a small cabbage-lettuce, and half boil it, then drain it, cut the stalks flat at the bottom, so that it will stand firm in the dish, and with a knife very carefully cut out the middle, leaving the outside leaves whole. Put what you cut out into a sauce-pan, chop it, and put a piece of butter, a little pepper, salt, and nutmeg, the yolk of a hard egg chopped, a few crumbs of bread, mix all together, and when it is hot fill your cabbage; put some butter into a stew-pan, tie your cabbage, and fry it till you think it is enough; then take it up, untie it, and first pour the ingredients of pease into your dish, set the forced cabbage in the middle, and have ready four artichoke-bottoms fry'd, and cut in two, and laid round the dish. This will do for a top-dish.

Green pease with cream.

TAKE a quart of fine green pease, put them into a stew-pan with a piece of butter as big as an egg, rolled in a little flour, season them with a little salt and nutmeg, a bit of sugar as big as a nutmeg, a little bundle of sweet-herbs, some parsley chopped fine, a quarter of a pint of boiling water. Cover them close, and let them stew very softly half an hour, then pour in a quarter of a pint of good cream. Give it one boil, and serve it up for a side-plate.

A farce meagre cabbage.

TAKE a white-heart cabbage, as big as the bottom of a plate, let it boil five minutes in water, then drain it, cut the stalk flat to stand in the dish, then carefully open the leaves, and take out the inside, leaving the outside leaves whole. Chop what you take out very fine, take the flesh of two or three flounders or plaice clean from the bone; chop it with the cabbage and the yolks and whites of four hard eggs, a handful of picked parsley, beat all together in a mortar, with a quarter of a pound of melted butter; mix it up with the yolk of an egg, and a few crumbs of bread, fill the cabbage, and tie it together, put it into a deep stew-pan, or sauce-pan, put to it half a pint of water, a quarter of a pound of butter rolled in a little flour, the yolks of
four

four hard eggs, an onion stuck with six cloves, whole pepper and mace tied in a muslin rag, half an ounce of truffles and morels, a spoonful of catchup, a few pickled mushrooms; cover it close, and let it simmer an hour. If you find it is not enough, you must do it longer. When it is done, lay it in your dish, untie it, and pour the sauce over it.

To farce cucumbers.

TAKE six large cucumbers, cut a piece off the top, and scoop out all the pulp; take a large white cabbage boiled tender, take only the heart, chop it fine, cut a large onion fine, shred some parsley and pickled mushrooms small, two hard eggs chopped very fine, season it with pepper, salt, and nutmeg; stuff your cucumbers full, and put on the pieces, tie them with a packthread, and fry them in butter of a light brown; have the following sauce ready: take a quarter of a pint of red wine, a quarter of a pint of boiling water, a small onion chopped fine, a little pepper and salt, a piece of butter as big as a walnut, rolled in flour; when the cucumbers are enough, lay them in your dish, pour the fat out of the pan, and pour in this sauce, let it boil, and have ready the yolks of two eggs beat fine, mixed with two or three spoonfuls of the sauce, then turn them into the pan, let them boil, keeping it stirring all the time, untie the strings, and pour the sauce over. Serve it up for a side-dish. Garnish with the tops.

To stew cucumbers.

TAKE six large cucumbers, slice them; take six large onions, peel and cut them in thin slices, fry them both brown, then drain them and pour out the fat, put them into the pan again, with three spoonfuls of hot water, a quarter of a pound of butter rolled in flour, and a tea-spoonful of mustard; season with pepper and salt, and let them stew a quarter of an hour softly, shaking the pan often. When they are enough, dish them up.

Fry'd sellery.

TAKE six or eight heads of sellery, cut off the green tops, and take off the outside stalks, wash them clean, and pare the roots clean; then have ready half a pint of white wine, the yolks of three eggs beat fine, and a little salt and nutmeg; mix all well together with flour into a batter, dip every head into the
batter,

batter, and fry them in butter. When enough, lay them in your dish, and pour melted butter over them.

Sellery with cream.

WASH and clean six or eight heads of sellery, cut them about three inches long, boil them tender, pour away all the water, and take the yolks of four eggs beat fine, half a pint of cream, a little salt and nutmeg, pour it over, keeping the pan shaking all the while. When it begins to be thick, dish it up.

Cauliflowers fry'd.

TAKE two fine cauliflowers, boil them in milk and water, then leave one whole, and pull the other to pieces; take half a pound of butter, with two spoonfuls of water, a little dust of flour, and melt the butter in a stew-pan; then put in the whole cauliflower cut in two, and the other pulled to pieces, and fry it till it is of a very light brown. Season it with pepper and salt. When it is enough, lay the two halves in the middle, and pour the rest all over.

To make an oatmeal pudding.

TAKE a pint of fine oatmeal, boil it in three pints of new milk, stirring it till it is as thick as a hasty-pudding; take it off, and stir in half a pound of fresh butter, a little beaten mace and nutmeg, and a gill of sack; then beat up eight eggs, half the whites, stir all well together, lay puff-paste all over the dish, pour in the pudding, and bake it half an hour. Or you may boil it with a few currants.

To make a potatoe pudding.

TAKE a quart of potatoes, boil them soft, peel them, and mash them with the back of a spoon, and rub them through a sieve, to have them fine and smooth; take half a pound of fresh butter melted, half a pound of fine sugar, so beat them well together till they are very smooth, beat six eggs, whites and all, stir them in, and a glass of sack or brandy. You may add half a pound of currants, boil it half an hour, melt butter with a glass of white wine; sweeten with sugar, and pour over it. You may bake it in a dish, with puff-paste all round the dish, and at the bottom.

To make a second potatoe pudding.

BOIL two pounds of potatoes, and beat them in a mortar fine, beat in half a pound of melted butter, boil it half an hour, pour melted butter over it, with a glass of white wine, or the juice of a Seville orange, and throw sugar all over the pudding and dish.

To make a third sort of potatoe pudding.

TAKE two pounds of white potatoes, boil them soft, peel and beat them in a mortar, or strain them through a sieve till they are quite fine; then mix in half a pound of fresh butter melted, then beat up the yolks of eight eggs and three whites, stir them in, and half a pound of white sugar finely pounded, half a pint of sack, stir it well together, grate in half a large nutmeg, and stir in half a pint of cream, make a puff-paste, and lay all over your dish and round the edges; pour in the pudding, and bake it of a fine light brown.

For change, put in half a pound of currants; or you may strew over the top half an ounce of citron and orange-peel cut thin, before you put it into the oven.

To make an orange pudding.

TAKE the yolks of sixteen eggs, beat them well, with half a pound of melted butter, grate in the rind of two fine Seville oranges, beat in half a pound of fine sugar, two spoonfuls of orange-flower-water, two of rose-water, a gill of sack, half a pint of cream, two Naples biscuits, or the crumb of a halfpenny roll soaked in the cream, and mix all well together. Make a thin puff-paste, and lay all over the dish and round the rim, pour in the pudding and bake it. It will take about as long baking as a custard.

To make a second sort of orange pudding.

YOU must take sixteen yolks of eggs, beat them fine, mix them with half a pound of fresh butter melted, and half a pound of white sugar, a little rose-water, and a little nutmeg. Cut the peel of a fine large Seville orange so thin as none of the white appears, beat it fine in a mortar till it is like a paste, and by degrees mix in the above ingredients all together; then lay a puff-paste all over the dish, pour in the ingredients, and bake it.

To

To make a third orange pudding:

YOU must take two large Seville oranges, and grate off the rind as far as they are yellow; then put your oranges in fair water, and let them boil till they are tender. Shift the water three or four times to take out the bitterness; when they are tender, cut them open and take away the seeds and strings, and beat the other part in a mortar, with half a pound of sugar, till it is a paste; then put to it the yolks of six eggs, three or four spoonfuls of thick cream, half a Naples biscuit grated, mix these together, and melt a pound of fresh butter very thick, and stir it well in. When it is cold, put a little thin puff-paste about the bottom and rim of your dish; pour in the ingredients, and bake it about three quarters of an hour.

To make a fourth orange pudding.

YOU must take the outside rind of three Seville oranges, boil them in several waters till they are tender, then pound them in a mortar, with three quarters of a pound of sugar; then blanch half a pound of sweet almonds, beat them very fine with rose-water to keep them from oiling, then beat sixteen eggs, but six whites, a pound of fresh butter, and beat all these together till it is light and hollow; then lay a thin puff-paste all over a dish, and put in the ingredients. Bake it with your tarts.

To make a lemon pudding.

GRATE the outside rind of two clear lemons; then grate two Naples biscuits and mix with the grated peel, and add to it three quarters of a pound of white sugar, twelve yolks of eggs, and half the whites; three quarters of a pound of melted butter, half a pint of thick cream; mix all well together, lay a puff-paste all over the dish, pour the ingredients in and bake it. An hour will bake it.

To make an almond pudding.

BLANCH half a pound of sweet almonds, and four bitter ones, in warm water, take them and pound them in a marble mortar, with two spoonfuls of orange-flower-water, and two of rose-water, a gill of sack; mix in four grated Naples biscuits, three quarters of a pound of melted butter, beat eight eggs, and mix them with a quart of cream boiled, grate in half a nutmeg and a quarter of a pound of sugar; mix all well together, make a
thin

thin puff-paste and lay all over the dish, pour in the ingredients and bake it.

To boil an almond pudding.

BEAT a pound of sweet almonds as small as possible, with three spoonfuls of rose-water, and a gill of sack or white wine, and mix in half a pound of fresh butter melted, with five yolks of eggs and two whites, a quart of cream, a quarter of a pound of sugar, half a nutmeg grated, one spoonful of flour and three spoonfuls of crumbs of white bread; mix all well together, and boil it. It will take half an hour boiling.

To make a sago pudding.

LET half a pound of sago be washed well in three or four hot waters, then put to it a quart of new milk, and let it boil together till it is thick; stir it carefully, (for it is apt to burn) put in a stick of cinnamon when you set it on the fire: when it is boiled take it out; before you pour it out, stir in a half pound of fresh butter, then pour it into a pan, and beat up nine eggs, with five of the whites and four spoonfuls of sack; stir all together, and sweeten to your taste. Put in a quarter of a pound of currants clean washed and rubbed, and just plump'd in two spoonfuls of sack and two of rose-water: mix all well together, lay a puff-paste over a dish, pour in the ingredients and bake it.

To make a millet pudding.

YOU must get half a pound of millet seed, and after it is washed and picked clean, put to it half a pound of sugar, a whole nutmeg grated, and three quarts of milk. When you have mixed all well together, break in half a pound of fresh butter; butter your dish, pour it in and bake it.

To make a carrot pudding.

YOU must take a raw carrot, scrape it very clean and grate it: Take half a pound of the grated carrot, and a pound of grated bread, beat up eight eggs, leave out half the whites, and mix the eggs with half a pint of cream: then stir in the bread and carrot, half a pound of fresh butter melted, half a pint of sack, and three spoonfuls of orange-flower-water, a nutmeg grated. Sweeten to your palate. Mix all well together, and if it is not thin enough, stir in a little new milk or cream. Let it be of a moderate thickness, lay a puff-paste all over the dish,
P and

and pour in the ingredients. Bake it; it will take an hour's baking. Or you may boil it, but then you must melt butter, and put in white wine and sugar.

A second carrot pudding.

GET two penny-loaves, pare off the crust, soak them in a quart of boiling milk, let it stand till it is cold, then grate in two or three large carrots, then put in eight eggs well beat, and three quarters of a pound of fresh butter melted, grate in a little nutmeg, and sweeten to your taste. Cover your dish with puff-paste, pour in the ingredients and bake it an hour.

To make a cowslip pudding.

HAVING got the flowers of a peck of cowslips, cut them small and pound them small, with half a pound of Naples biscuits grated, and three pints of cream. Boil them a little; then take them off the fire and beat up sixteen eggs, with a little cream and a little rose-water. Sweeten to your palate. Mix it all well together, butter a dish and pour it in. Bake it; and when it is enough, throw fine sugar over and serve it up.

Note, New milk will do in all these puddings, when you have no cream.

To make a quince, apricot, or white pear-plum pudding.

SCALD your quinces very tender, pare them very thin, scrape off the soft; mix it with sugar very sweet, put in a little ginger and a little cinnamon. To a pint of cream you must put three or four yolks of eggs, and stir it into your quinces till they are of a good thickness. It must be pretty thick. So you may do apricots or white pear-plums. Butter your dish, pour it in and bake it.

To make a pearl barley pudding.

GET a pound of pearl barley, wash it clean, put to it three quarts of new milk and half a pound of double refined sugar, a nutmeg grated; then put it into a deep pan, and bake it with brown bread. Take it out of the oven, beat up six eggs; mix all well together, butter a dish, pour it in, bake it again an hour, and it will be excellent.

To make a French barley pudding.

PUT to a quart of cream six eggs well beaten, half the whites, sweeten to your palate, a little orange-flour-water, or rose water, and a pound of melted butter; then put in six handfuls of French barley, that has been boiled tender in milk, butter a dish, and put in it. It will take as long baking as a venison-pasty.

To make an apple pudding.

TAKE twelve large pippins, pare them, and take out the cores, put them into a sauce-pan, with four or five spoonfuls of water. Boil them till they are soft and thick; then beat them well, stir in a quarter of a pound of butter, a pound of loaf sugar, the juice of three lemons, the peel of two lemons, cut thin and beat fine in a mortar, the yolks of eight eggs beat; mix all well together, bake it in a slack oven; when it is near done, throw over a little fine sugar. You may bake it in a puff-paste, as you do the other puddings.

To make an Italian pudding.

TAKE a pint of cream, and slice in some French rolls, as much as you think will make it thick enough, beat ten eggs fine, grate a nutmeg, butter the bottom of the dish, slice twelve pippins into it, throw some orange-peel and sugar over, and half a pint of red wine; then pour your cream, bread and eggs over it; first lay a puff-paste at the bottom of the dish and round the edges, and bake it half an hour.

To make a rice pudding.

TAKE a quarter of a pound of rice, put it into a sauce-pan, with a quart of new milk, a stick of cinnamon, stir it often, to keep it from sticking to the sauce-pan. When it has boiled thick, pour it into a pan, stir in a quarter of a pound of fresh butter, and sugar to your palate; grate in half a nutmeg, add three or four spoonfuls of rose-water, and stir all well together, when it is cold, beat up eight eggs, with half the whites, beat it all well together, butter a dish, and pour it in and bake it. You may lay a puff-paste first all over the dish; for change, put in a few currants and sweet-meats, if you chuse it.

A second rice pudding.

GET half a pound of rice, put to it three quarts of milk, stir in half a pound of sugar, grate a small nutmeg in, and break in half a pound of fresh butter; butter a dish, and pour it in and bake it. You may add a quarter of a pound of currants, for change. If you boil the rice and milk, and then stir in the sugar, you may bake it before the fire, or in a tin-oven. You may add eggs, but it will be good without.

A third rice pudding.

TAKE six ounces of the flour of rice, put it into a quart of milk, and let it boil till it pretty thick, stirring it all the while; then pour it into a pan, stir in half a pound of fresh butter and a quarter of a pound of sugar; when it is cold, grate in a nutmeg, beat six eggs with a spoonful or two of sack, beat and stir all well together, lay a thin puff-paste on the bottom of your dish, pour it in and bake it.

To boil a custard pudding.

TAKE a pint of cream, out of which take two or three spoonfuls, and mix with a spoonful of fine flour; set the rest to boil. When it is boiled, take it off, and stir in the cold cream, and flour very well; when it is cool, beat up five yolks and two whites of eggs, and stir in a little salt and some nutmeg, and two or three spoonfuls of sack; sweeten to your palate; butter a wooden bowl, and pour it in, tie a cloth over it, and boil it half an hour. When it is enough, untie the cloth, turn the pudding out into your dish, and pour melted butter over it.

To make a flower pudding.

TAKE a quart of milk, beat up eight eggs, but four of the whites, mix with them a quarter of a pint of milk, and stir into that four large spoonfuls of flour, beat it well together, boil six bitter almonds in two spoonfuls of water, pour the water into the eggs, blanch the almonds and beat them fine in a mortar; then mix them in, with half a large nutmeg and a tea-spoonful of salt, then mix in the rest of the milk, flour your cloth well and boil it an hour; pour melted butter over it, and sugar if you like it, thrown all over. Observe always, in boiling puddings, that the water boils before you put them into the pot, and have ready, when they are boiled, a pan of clean cold water;

just give your pudding one dip in, then untie the cloth, and it will turn out, without sticking to the cloth.

To make a batter pudding.

TAKE a quart of milk, beat up six eggs, half the whites, mix as above, six spoonfuls of flour, a tea spoonful of salt and one of beaten ginger; then mix all together, boil it an hour and a quarter, and pour melted butter over it. You may put in eight eggs, if you have plenty, for change, and half a pound of prunes or currants.

To make a batter pudding without eggs.

TAKE a quart of milk, mix six spoonfuls of flour, with a little of the milk first, a tea-spoonful of salt, two tea-spoonfuls of beaten ginger, and two of the tincture of saffron; then mix all together, and boil it an hour. You may add fruit as you think proper.

To make a grateful pudding.

TAKE a pound of fine flour, and a pound of white bread grated, take eight eggs but half the whites, beat them up, and mix with them a pint of new milk, then stir in the bread and flour, a pound of raisins stoned, a pound of currants, half a pound of sugar, a little beaten ginger; mix all well together, and either bake or boil it. It will take three quarters of an hour's baking. Put cream in, instead of milk, if you have it. It will be an addition to the pudding.

To make a bread pudding.

CUT off all the crust of a penny white loaf, and slice it thin into a quart of milk, set it over a chaffing-dish of coals till the bread has soaked up all the milk, then put in a piece of sweet butter, stir it round, let it stand till cold; or you may boil your milk, and pour over your bread and cover it up close, does full as well: then take the yolks of six eggs, the whites of three, and beat them up with a little rose-water and nutmeg, a little salt and sugar, if you chuse it. Mix all well together, and boil it half an hour.

To make a fine bread pudding.

TAKE all the crumb of a stale penny-loaf, cut it thin, a quart of cream, set it over a slow fire till it is scalding hot, then let it stand till it is cold, beat up the bread and cream well together, grate in some nutmeg, take twelve bitter almonds, boil them in two spoonfuls of water, pour the water to the cream and stir it in with a little salt, sweeten it to your palate, blanch the almonds and beat them in a mortar, with two spoonfuls of rose or orange-flower-water till they are a fine paste; then mix them by degrees with the cream, till they are well mixed in the cream, then take the yolks of eight eggs, the whites of but four, beat them well and mix them with your cream, then mix all well together. A wooden dish is best to boil it in; but if you boil it in a cloth, be sure to dip it in the hot water and flour it well, tie it loose and boil it half an hour. Be sure the water boils when you put it in, and keeps boiling all the time. When it is enough, turn it into your dish, melt butter and put in two or three spoonfuls of white wine or sack, give it a boil and pour it over your pudding; then strew a good deal of fine sugar all over the pudding and dish, and send it to table hot. New milk will do, when you cannot get cream. You may for change put in a few currants.

To make an ordinary bread pudding.

TAKE two halfpenny rolls, slice them thin, crust and all, pour over them a pint of new milk boiling hot, cover them close, let it stand some hours to soak; then beat it well with a little melted butter, and beat up the yolks and whites of two eggs, beat all together well with a little salt. Boil it half an hour; when it is done, turn it into your dish, pour melted butter and sugar over it. Some love a little vinegar in the butter. If your rolls are stale and grated, they will do better; add a little ginger. You may bake it with a few currants.

To make a baked bread pudding.

TAKE the crumb of a penny-loaf, as much flour, the yolks of four eggs and two whites, a tea-spoonful of ginger, half a pound of raisins stoned, half a pound of currants clean washed and picked, a little salt. Mix first the bread and flour, ginger, salt and sugar to your palate, then the eggs, and as much milk as will make it like a good batter, then the fruit, butter the dish, pour it in and bake it.

To make a boiled loaf.

TAKE a penny loaf, pour over it half a pint of milk boiling hot, cover it close, let it stand till it has soaked up the milk; then tie it up in a cloth, and boil it a quarter of an hour. When it is done, lay it in your dish, pour melted butter over it, and throw sugar all over; a spoonful of wine or rose-water does as well in the butter, or juice of Seville orange. A French manchet does best; but there are little loaves made on purpose for the use. A French roll or oat cake, does very well boiled thus.

To make a chesnut pudding.

PUT a dozen and a half of chesnuts into a skillet or sauce-pan of water, boil them a quarter of an hour, then blanch and peel them and beat them in a marble mortar, with a little orange-flower, or rose-water and sack, till they are a fine thin paste; then beat up twelve eggs with half the whites, and mix them well, grate half a nutmeg, a little salt, mix them with three pints of cream and half a pound of melted butter, sweeten it to your palate and mix all together. Lay a puff-paste all over the dish, pour in the mixture and bake it. When you can't get cream take three pints of milk, beat up the yolks of four eggs and stir into the milk, set it over the fire, stirring it all the time till it is scalding hot, then mix it in the room of the cream.

To make a fine plain baked pudding.

YOU must take a quart of milk, and put three bay-leaves into it. When it has boiled a little, with fine flour, make it into a hasty-pudding, with a little salt, pretty thick; take it off the fire, and stir in half a pound of butter, a quarter of a pound of sugar, beat up twelve eggs and half the whites, stir all well together, lay a puff-paste all over the dish and pour in your stuff. Half an hour will bake it.

To make pretty little cheese-curd puddings.

YOU must take a gallon of milk, and turn it with runnet, then drain all the curd from the whey, put the curd into a mortar, and beat it with half a pound of fresh butter till the butter and curd are well mixed; then beat six eggs, half the whites, and strain them to the curd, two Naples biscuits, or half a penny roll grated; mix all these together, and sweeten to your palate; butter your patty-pans, and fill them with the ingredients.

Bake them, but don't let your oven be too hot; when they are done, turn them out into a dish, cut citron and candied orange-peel into little narrow bits, about an inch long, and blanched almonds cut in long slips, stick them here and there on the tops of the puddings, just as you fancy; pour melted butter with a little sack in it into the dish, and throw fine sugar all over the puddings and dish. They make a pretty side-dish.

To make an apricot pudding.

CODDLE six large apricots very tender, break them very small, sweeten them to your taste. When they are cold, add six eggs, only two whites well beat; mix them well together with a pint of good cream, lay a puff-paste all over your dish and pour in your ingredients. Bake it half an hour, don't let the oven be too hot; when it is enough, throw a little fine sugar all over it, and send it to table hot.

To make the Ipswich almond pudding.

STEEP somewhat above three ounces of the crumb of white bread sliced, in a pint and a half of cream, or grate the bread, then beat half a pint of blanched almonds very fine till they are like a paste, with a little orange-flower-water, beat up the yolks of eight eggs and the whites of four: mix all well together, put in a quarter of a pound of white sugar, and stir in a little melted butter, about a quarter of a pound, lay a sheet of puff-paste at the bottom of your dish and pour in the ingredients. Half an hour will bake it.

To make a vermicella pudding.

YOU must take the yolks of two eggs, and mix it up with as much flour as will make it pretty stiff, so as you can roll it out very thin, like a thin wafer; and when it is so dry as you can roll it up together without breaking, roll it as close as you can; then with a sharp knife begin at one end, and cut it as thin as you can, have some water boiling, with a little salt in it, put in the paste, and just give it a boil for a minute or two; then throw it into a sieve to drain, then take a pan, lay a layer of vermicella and a layer of butter, and so on. When it is cool, beat it up well together, and melt the rest of the butter and pour on it; beat it well (a pound of butter is enough, mix half with the paste, and the other half melt) grate the crumb of a penny loaf, and mix in; beat up ten eggs, and mix in a small nutmeg grated, a gill of sack, or some rose-water, a tea-spoonful of salt, beat it
all

all well together, and sweeten it to your palate; grate a little lemon-peel in, and dry two large blades of mace and beat them fine. You may, for change, add a pound of currants nicely washed and picked clean; butter the pan or dish you bake it in, and then pour in your mixture. It will take an hour and a half baking; but the oven must not be too hot. If you lay a good thin crust round the bottom of the dish or sides, it will be better.

Puddings for little dishes.

YOU must take a pint of cream and boil it, and slit a half-penny loaf, and pour the cream hot over it, and cover it close till it is cold; then beat it fine, and grate in half a large nutmeg, a quarter of a pound of sugar, the yolks of four eggs, but two whites well beat, beat it all well together. With the half of this fill four little wooden dishes; colour one yellow with saffron, one red with cochineal, green with the juice of spinach, and blue with syrup of violets; the rest mix with an ounce of sweet almonds blanched and beat fine, and fill a dish. Your dishes must be small, and tie your covers over very close with pack-thread. When your pot boils, put them in. An hour will boil them; when enough, turn them out in a dish, the white one in the middle, and the four coloured ones round. When they are enough, melt some fresh butter with a glass of sack, and pour over, and throw sugar all over the dish. The white pudding-dish must be of a larger size than the rest; and be sure to butter your dishes well before you put them in, and don't fill them too full.

To make a sweet meat pudding.

PUT a thin puff-paste all over your dish; then have candied orange, and lemon-peel, and citron, of each an ounce, slice them thin, and lay them all over the bottom of your dish; then beat eight yolks of eggs, and two whites, near half a pound of sugar, and half a pound of melted butter. Beat all well together; when the oven is ready, pour it on your sweet-meats. An hour or less will bake it. The oven must not be too hot.

To make a fine plain pudding.

GET a quart of milk, put into it six laurel-leaves, boil it, then take out your leaves, and stir in as much flour as will make it a hasty-pudding pretty thick, take it off, and then stir in half a pound of butter, then a quarter of a pound of sugar, a small nutmeg grated, and twelve yolks and six whites of eggs
well

well beaten. Mix all well together, butter a dish and put in your stuff. A little more than half an hour will bake it.

To make a ratifia pudding.

GET a quart of cream, boil it with four or five laurel leaves; then take them out, and break in half a pound of Naples biscuits, half a pound of butter, some sack, nutmeg, and a little salt; take it off the fire, cover it up, when it is almost cold, put in two ounces of blanched almonds beat fine and the yolks of five eggs. Mix all well together, and bake it in a moderate oven half an hour. Scrape sugar on it, as it goes into the oven.

To make a bread and butter pudding.

GET a penny loaf and cut it into thin slices of bread and butter, as you do for tea. Butter your dish as you cut them, lay slices all over the dish, then strew a few currants clean washed and picked, then a row of bread and butter, then a few currants, and so on till all your bread and butter is in; then take a pint of milk, beat up four eggs, a little salt, half a nutmeg grated, mix all together with sugar to your taste; pour this over the bread, and bake it half an hour. A puff-paste under does best. You may put in two spoonfuls of rose-water.

To make a boiled rice pudding.

HAVING got a quarter of a pound of the flour of rice, put it over the fire with a pint of milk, and keep it stirring constantly, that it may not clod nor burn. When it is of a good thickness, take it off, and pour it into an earthen pan; stir in half a pound of butter very smooth, and half a pint of cream or new milk, sweeten to your palate, grate in half a nutmeg and the outward rind of a lemon. Beat up the yolks of six eggs and two whites, beat all well together; boil it either in small china basons or wooden bowls. When boiled, turn them into a dish, pour melted butter over them, with a little sack, and throw sugar all over.

To make a cheap rice pudding.

GET a quarter of a pound of rice and half a pound of raisins stoned, and tie them in a cloth. Give the rice a great deal of room to swell. Boil it two hours: when it is enough turn it into your dish, and pour melted butter and sugar over it, with a little nutmeg.

To make a cheap plain rice pudding.

GET a quarter of a pound of rice, tie it in a cloth, but give room for swelling. Boil it an hour, then take it up, untie it, and with a spoon stir in a quarter of a pound of butter, grate some nutmeg, and sweeten to your taste, then tie it up close and boil it another hour; then take it up, turn it into your dish, and pour melted butter over it.

To make a cheap baked rice pudding.

YOU must take a quarter of a pound of rice, boil it in a quart of new milk, stir it that it does not burn; when it begins to be thick, take it off, let it stand till it is a little cool, then stir in well a quarter of a pound of butter, and sugar to your palate; grate a small nutmeg, butter your dish, pour it in, and bake it.

To make a spinach pudding.

TAKE a quarter of a peck of spinach, picked and washed clean, put it into a sauce-pan, with a little salt, cover it close, and when it is boiled just tender, throw it into a sieve to drain; then chop it with a knife, beat up six eggs, mix well with it half a pint of cream and a stale roll grated fine, a little nutmeg, and a quarter of a pound of melted butter; stir all well together, put it into the sauce-pan you boiled the spinach, and keep stirring it all the time till it begins to thicken; then wet and flour your cloth very well, tie it up and boil it an hour. When it is enough, turn it into your dish, pour melted butter over it, and the juice of a Seville orange, if you like it; as to sugar, you must add, or let it alone, just to your taste. You may bake it; but then you should put in a quarter of a pound of sugar. You may add biscuit in the room of bread, if you like it better.

To make a quaking pudding.

TAKE a pint of good cream, six eggs, and half the whites, beat them well and mix with the cream; grate a little nutmeg in, add a little salt, and a little rose-water, if it be agreeable; grate in the crumb of a halfpenny roll, or a spoonful of flour, first mixed with a little of the cream, or a spoonful of the flour of rice, which you please. Butter a cloth well, and
flour

flour it; then put in your mixture, tie it not too close, and boil it half an hour fast. Be sure the water boils before you put it in.

To make a cream pudding.

TAKE a quart of cream, boil it with a blade of mace, and half a nutmeg grated, let it cool, beat up eight eggs, and three whites, strain them well, mix a spoonful of flour with them, a quarter of a pound of almonds blanched, and beat very fine, with a spoonful of orange-flower, or rose-water, mix with the eggs, then by degrees mix in the cream, beat all well together, take a thick cloth, wet it and flour it well, pour in your stuff, tie it close, and boil it half an hour. Let the water boil all the time fast; when it is done, turn it into your dish, pour melted butter over, with a little sack, and throw fine sugar all over it.

To make a prune pudding.

TAKE a quart of milk, beat six eggs, half the whites, with half a pint of the milk and four spoonfuls of flour, a little salt and two spoonfuls of beaten ginger; then by degrees mix in all the milk, and a pound of prunes, tie it in a cloth, boil it an hour, melt butter and pour over it. Damsons eat well done this way in room of prunes.

To make a spoonful pudding.

TAKE a spoonful of flour, a spoonful of cream, or milk, an egg, a little nutmeg, ginger and salt; mix all together, and boil it in a little wooden dish half an hour. You may add a few currants.

To make an apple pudding.

MAKE a good puff paste, roll it out half an inch thick, pare your apples, and core them, enough to fill the crust, and close it up, tie it in a cloth and boil it. If a small pudding, two hours: if a large one, three or four hours. When it is enough turn it into your dish, cut a piece of the crust out of the top, butter and sugar it to your palate; lay on the crust again, and send it to table hot. A pear pudding make the same way. And thus you may make a damson pudding, or any sort of plums, apricots, cherries, or mulberries, and are very fine.

To make yeast dumplings.

FIRST make a light dough as for bread, with flour, water, salt and yeast, cover with a cloth, and set it before the fire for half a hour; then have a sauce-pan of water on the fire, and when it boils take the dough, and make it into little round balls, as big as a large hen's egg; then flat them with your hand, and put them into the boiling water; a few minutes boils them. Take great care they don't fall to the bottom of the pot or sauce-pan, for then they will be heavy; and be sure to keep the water boiling all the time. When they are enough, take them up (which they will be in ten minutes or less) lay them in your dish, and have melted butter in a cup. As good a way as any to save trouble, is to send to the baker's for half a quartern of dough (which will make a great many) and then you have only the trouble of boiling it.

To make Norfolk dumplings.

MIX a good thick batter, as for pancakes; take half a pint of milk, two eggs, a little salt, and make it into a batter with flour. Have ready a clean sauce-pan of water boiling, into which drop this batter. Be sure the water boils fast, and two or three minutes will boil them; then throw them into a sieve to drain the water away, then turn them into a dish and stir a lump of fresh butter into them; eat them hot, and they are very good.

To make hard dumplings.

MIX flour and water, with a little salt, like a paste, roll them in balls, as big as a turkey's egg, roll them in a little flour, have the water boiling, throw them in the water, and half an hour will boil them. They are best boiled with a good piece of beef. You may add, for change, a few currants. Have melted butter in a cup.

Another way to make hard dumplings.

RUB into your flour first a good piece of butter, then make it like a crust for a pye; make them up, and boil them as above.

To make apple dumplings.

MAKE a good puff-paste, pare some large apples, cut them in quarters, and take out the cores very nicely; take a piece of crust, and roll it round, enough for one apple; if they are big, they will not look pretty, so roll the crust round each apple and make them round like a ball, with a little flour in your hand. Have a pot of water boiling, take a clean cloth, dip it in the water, and shake flour over it; tie each dumpling by itself, and put them in the water boiling, which keep boiling all the time; and if your crust is light and good, and the apples not too large, half an hour will boil them; but if the apples be large, they will take an hour's boiling. When they are enough, take them up, and lay them in a dish; throw fine sugar all over them, and send them to table. Have good fresh butter melted in a cup, and fine beaten sugar in a saucer.

Another way to make apple dumplings.

MAKE a good puff-paste crust, roll it out a little thicker than a crown piece, pare some large apples, and roll every apple in a piece of this paste, tie them close in a cloth separate, boil them an hour, cut a little piece of the top off, and take out the core, take a tea-spoonful of lemon-peel shred as fine as possible, just give it a boil in two spoonfuls of rose or orange-flower-water. In each dumpling put a tea-spoonful of this liquor, sweeten the apple with fine sugar, pour in some melted butter, and lay on your piece of crust again. Lay them in your dish, and throw fine sugar all over.

To make a cheese-curd florendine.

TAKE two pounds of cheese-curd, break it all to pieces with your hand, a pound of blanched almonds finely pounded, with a little rose-water, half a pound of currants clean washed and picked, a little sugar to your palate, some stewed spinach cut small; mix all well together, lay a puff-paste in a dish, put in your ingredients, cover it with a thin crust rolled, and laid across, and bake it in a moderate oven half an hour. As to the top-crust, lay it in what shape you please, either rolled or marked with an iron on purpose.

A florendine of oranges or apples.

GET half a dozen of Seville oranges, save the juice, take out the pulp, lay them in water twenty-four hours, shift them three or four times, then boil them in three or four waters, then drain them from the water, put them in a pound of sugar, and their juice, boil them to a syrup, take great care they do not stick to the pan you do them in, and set them by for use. When you use them, lay a puff-paste all over the dish, boil ten pippins pared, quartered and cored, in a little water and sugar, and slice two of the oranges and mix with the pippins in the dish. Bake it in a slow oven, with crust as above: or just bake the crust, and lay in the ingredients.

To make an artichoke-pye.

BOIL twelve artichokes, take off all the leaves and choke, take the bottoms clear from the stalk, make a good puff-paste crust, and lay a quarter of a pound of good fresh butter all over the bottom of your pye; then lay a row of artichokes, strew a little pepper, salt, and beaten mace over them, then another row, and strew the rest of your spice over them, put in a quarter of a pound more of butter in little bits, take half an ounce of truffles and morels, boil them in a quarter of a pint of water, pour the water into the pye, cut the truffles and morels very small, throw all over the pye; then have ready twelve eggs boiled hard, take only the hard yolks, lay them all over the pye, pour in a gill of white wine, cover your pye and bake it. When the crust is done, the pye is enough. Four large blades of mace and twelve pepper-corns well beat will do, with a tea-spoonful of salt.

To make a sweet egg pye.

MAKE a good crust, cover your dish with it, then have ready twelve eggs boiled hard, cut them in slices, and lay them in your pye, throw half a pound of currants, clean washed and picked, all over the eggs, then beat up four eggs well, mixed with half a pint of white wine, grate in a small nutmeg, and make it pretty sweet with sugar. You are to mind to lay a quarter of a pound of butter between the eggs, then pour in your wine and eggs and cover your pye. Bake it half an hour, or till the crust is done.

To make a potatoe pye.

BOIL three pounds of potatoes, peel them, make a good crust and lay in your dish; lay at the bottom half a pound of butter, then lay in your potatoes, throw over them three tea-spoonfuls of salt, and a small nutmeg grated all over, six eggs boiled hard and chopped fine, throw all over, a tea-spoonful of pepper strewed all over, then half a pint of white wine. Cover your pye, and bake it half an hour, or till the crust is enough.

To make an onion pye.

WASH and pare some potatoes, and cut them in slices, peel some onions, cut them in slices, pare some apples and slice them, make a good crust, cover your dish, lay a quarter of a pound of butter all over, take a quarter of an ounce of mace beat fine, a nutmeg grated, a tea-spoonful of beaten pepper, three tea-spoonfuls of salt, mix all together, strew some over the butter, lay a layer of potatoes, a layer of onion, a layer of apples, and a layer of eggs, and so on till you have filled your pye, strewing a little of the seasoning between each layer, and a quarter of a pound of butter in bits, and six spoonfuls of water. Close your pie, and bake it an hour and a half. A pound of potatoes, a pound of onions, a pound of apples, and twelve eggs will do.

To make an orangeado pye.

MAKE a good crust, lay it over your dish, take two oranges, boil them with two lemons till tender, in four or five quarts of water. In the last water, which there must be about a pint of, add a pound of loaf sugar, boil it, take them out and slice them into your pye; then pare twelve pippins, core them and give them one boil in the syrup; lay them all over the orange and lemon, pour in the syrup, and pour on them some orangeado syrup. Cover your pye, and bake it in a slow oven half an hour.

To make a skirret pye.

TAKE your skirrets and boil them tender, peel them, slice them, fill your pye, and take to half a pint of cream the yolk of an egg, beat fine with a little nutmeg, a little beaten mace and a little salt; beat all together well, with a quarter of a pound of fresh butter melted, then pour in as much as your dish will hold, put on the top crust and bake it half an hour. You may put
in

in some hard yolks of eggs; if you cannot get cream, put in milk, but cream is best. About two pounds of the root will do.

To make an apple pye.

MAKE a good puff-paste crust, lay some round the sides of the dish, pare and quarter your apples, and take out the cores, lay a row of apples thick, throw in half the sugar you design for your pye, mince a little lemon peel fine, throw over and squeeze a little lemon over them, then a few cloves, here and there one, then the rest of your apples and the rest of your sugar. You must sweeten to your palate, and squeeze a little more lemon. Boil the peeling of the apples and the cores in some fair water, with a blade of mace, till it is very good; strain it and boil the syrup with a little sugar, till there is but very little and good, pour it into your pye, put on your upper crust and bake it. You may put in a little quince or marmalade, if you please.

Thus make a pear pye, but don't put in any quince. You may butter them when they come out of the oven; or beat up the yolks of two eggs and half a pint of cream, with a little nutmeg, sweetened with sugar, take off the lid and pour in the cream. Cut the crust in little three corner pieces, stick about the pie and send it to table.

To make a cherry pie.

MAKE a good crust, lay a little round the sides of your dish, throw sugar at the bottom, and lay in your fruit and sugar at top. A few red currants does well with them; put on your lid, and bake in a slack oven.

Make a plumb pie the same way and a gooseberry pye. If you would have it red, let it stand a good while in the oven, after the bread is drawn. A custard is very good with the gooseberry pie.

To make a salt-fish pie.

GET a side of salt-fish, lay it in water all night, next morning put it over the fire in a pan of water till it is tender, drain it and lay it on the dresser, take off all the skin and pick the meat clean from the bones, mince it small, then take the crumb of two French rolls, cut in slices and boil it up with a quart of new milk, break your bread very fine with a spoon, put to it your minced salt-fish, a pound of melted butter, two spoon-

fuls of minced parsley, half a nutmeg grated, a little beaten pepper, and three tea spoonfuls of mustard, mix all well together, make a good crust, and lay all over your dish, and cover it up. Bake it an hour.

To make a carp pye.

TAKE a large carp, scale, wash, and gut it clean; take an eel, boil it just a little tender, pick off all the meat and mince it fine, with an equal quantity of crumbs of bread, a few sweet-herbs, a little lemon-peel cut fine, a little pepper, salt, and grated nutmeg, an anchovy, half a pint of oysters parboiled and chopped fine, the yolks of three hard eggs cut small, roll it up with a quarter of a pound of butter, and fill the belly of the carp. Make a good crust, cover the dish, and lay in your carp; save the liquor you boil your eel in, put in the eel bones, boil them with a little mace, whole pepper, an onion, some sweet-herbs, and an anchovy. Boil it till there is about half a pint, strain it, add to it a quarter of a pint of white wine, and a lump of butter mix'd in a very little flour; boil it up, and pour into your pye. Put on the lid, and bake it an hour in a quick oven. If there be any force-meat left after filling the belly, make balls of it, and put into the pye. If you have not liquor enough, boil a few small eels, to make enough to fill your dish.

To make a soal pie.

MAKE a good crust, cover your dish, boil two pounds of eels tender, pick all the flesh clean from the bones, throw the bones into the liquor you boil the eels in, with a little mace and salt, till it is very good, and about a quarter of a pint, then strain it. In the mean time cut the flesh of your eel fine, with a little lemon peel shred fine, a little salt, pepper, and nutmeg, a few crumbs of bread, chopped parsley, and an anchovy; melt a quarter of a pound of butter, and mix with it, then lay it in the dish, cut the flesh of a pair of large soals, or three pair of very small ones, clean from the bones and fins, lay it on the force-meat and pour in the broth of the eels you boiled; put the lid of the pye on, and bake it. You should boil the bones of the soals with the eel bones, to make it good. If you boil the soal bones with one or two little eels, without the force-meat, your pie will be very good. And thus you may do a turbut.

To make an eel pie.

MAKE a good crust, clean, gut, and wash your eels very well, then cut them in pieces half as long as your finger; season them with pepper, salt, and a little beaten mace to your palate, either high or low. Fill your dish with eels, and put as much water as the dish will hold; put on your cover, and bake them well.

To make a flounder pie.

GUT some flounders, wash them clean, dry them in a cloth, just boil them, cut off the meat clean from the bones, lay a good crust over the dish, and lay a little fresh butter at the bottom, and on that the fish; season them with pepper and salt to your mind. Boil the bones in the water your fish was boiled in, with a little bit of horse-raddish, a little parsley, a very little bit of lemon-peel and a crust of bread. Boil it till there is just enough liquor for the pye, then strain it, and put it into your pye; put on the top-crust, and bake it.

To make a herring pie.

SCALE, gut, and wash them very clean, cut off the heads, fins, and tails. Make a good crust, cover your dish, then season your herrings with beaten mace, pepper, and salt; put a little butter in the bottom of your dish, then a row of herrings, pare some apples and cut them in thin slices all over, then peel some onions and cut them in slices all over thick, lay a little butter on the top, put in a little water, lay on the lid and bake it well.

To make a salmon pie.

MAKE a good crust, cleanse a piece of salmon well, season it with salt, mace, and nutmeg, lay a little piece of butter at the bottom of the dish, and lay your salmon in. Melt butter according to your pye; take a lobster, boil it, pick out all the flesh, chop it small, bruise the body, mix it well with the butter, which must be very good; pour it over your salmon, put on the lid, and bake it well.

To make a lobster pye.

MAKE a good crust, boil two lobsters, take out the tails, cut them in two, take out the gut, cut each tail in four pieces, and lay them in the dish. Take the bodies, bruise them well with the claws, and pick out all the rest of the meat; chop it all together, season it with pepper, salt, and two or three spoonfuls of vinegar, melt half a pound of butter, stir all together, with the crumb of a halfpenny roll rubbed in a clean cloth small, lay it over the tails, put on your cover, and bake it in a slow oven.

To make a mussel pye.

MAKE a good crust, lay it all over the dish, wash your mussels clean in several waters, then put them in a deep stew-pan, cover them and let them stew till they are all open, pick them out and see there be no crabs under the tongue; put them in a saucepan, with two or three blades of mace, strain the liquor just enough to cover them, a good piece of butter and a few crumbs of bread; stew them a few minutes, fill your pye, put on the lid, and bake it half an hour. So you may make an oyster pye.

To make Lent mince pies.

SIX eggs boiled hard and chopped fine, twelve pippins pared and chopped small, a pound of raisins of the sun stoned and chopped fine, a pound of currants washed, picked, and rubbed clean, a large spoonful of fine sugar beat fine, an ounce of citron, an ounce of candied orange, both cut fine, a quarter of an ounce of mace and cloves beat fine, and a large nutmeg beat fine; mix all together with a gill of brandy, and a gill of sack. Make your crust good, and bake it in a slack oven. When you make your pye, squeeze in the juice of a Seville orange, and a glass of red wine.

To collar salmon.

TAKE a side of salmon, cut off about a handful of the tail, wash your large piece very well, dry it with a clean cloth, wash it over with the yolks of eggs, and then make force-meat with what you cut off the tail; but take off the skin, and put to it a handful of parboiled oysters, a tail or two of lobsters, the yolks of three or four eggs boiled hard, six anchovies, a handful of sweet-herbs chopped small, a little salt, cloves, mace, nut-
meg,

meg, pepper beat fine, and grated bread. Work all these together into a body, with the yolks of eggs, lay it all over the fleshy part, and a little more pepper and salt over the salmon; so roll it up into a collar, and bind it with broad tape, then boil it in water, salt, and vinegar; but let the liquor boil first, then put in your collars, a bunch of sweet-herbs, sliced ginger and nutmeg; let it boil, but not too fast. It will take near two hours boiling. When it is enough, take it up into your fousing-pan, and when the pickle is cold, put it to your salmon, and let it stand in it till used; or otherwise you may pot it. Fill it up with clarified butter, as you pot fowls; that way will keep longest.

To collar eels.

TAKE your eel and cut it open, take out the bones, cut off the head and tail, lay the eel flat on the dresser, and shred some sage as fine as possible, and mix with it black pepper beat, grated nutmeg and salt, lay it all over the eel, roll it up hard in litle cloths, and tie both ends tight; then set over the fire some water, with pepper and salt, five or six cloves, three or four blades of mace, a bay-leaf or two. Boil it bones, head, and tail well together; then take out your heads and tails, put in your eels and let them boil till they are tender; then take them out, and boil the liquor longer, till you think there is enough to cover them. Take it off, and when cold pour it over the eels, and cover it close. Don't take off the cloths till you use them.

To pickle or bake herrings.

SCALE and wash them clean, cut off the heads, take out the rows, or wash them clean, and put them in again just as you like. Season them with a little mace and cloves beat, a very little beaten pepper and salt, lay them in a deep pan, lay two or three bay-leaves between each lay, then put in half vinegar and half water, or rap-vinegar. Cover it close with a brown-paper, and send it to the oven to bake; let it stand till cold, then pour off that pickle, and put fresh vinegar and water, and send them to the oven again to bake. Thus do sprats; but don't bake them the second time. Some use only all-spice, but that is not so good.

To pickle or bake mackrel, to keep all the year.

GUT them, cut off their heads, cut them open, dry them very well with a clean cloth, take a pan which they will lie cleverly in, lay a few bay leaves at the bottom, rub the bone with a

little bay-salt beat fine, take a little beaten mace, a few cloves beat fine, black and white pepper beat fine; mix a little salt, rub them inside and out with the spice, lay them in a pan, and between every lay of the mackrel put a few bay-leaves; then cover them with vinegar, tie them down close with brown paper, put them into a slow oven; they will take a good while doing; when they are enough, uncover them, let them stand till cold; then pour away all that vinegar, and put as much good vinegar as will cover them, and put in an onion stuck with cloves. Send them to the oven again, let them stand two hours in a very slow oven, and they will keep all the year; but you must not put in your hands to take out the mackrel, if you can avoid it, but take a slice to take them out with. The great bones of the mackrel taken out and broiled, is a pretty little plate to fill up the corner of a table.

To souse mackrel.

YOU must wash them clean, gut them, and boil them in salt and water till they are enough; take them out, lay them in a clean pan, cover them with the liquor, add a little vinegar; and when you send them to table, lay fennel over them.

To pot a lobster.

TAKE a live lobster, boil it in salt and water, and peg it that no water gets in; when it is cold, pick out all the flesh and body, take out the gut, beat it fine in a mortar, and season it with beaten mace, grated nutmeg, pepper, and salt. Mix all together, melt a little piece of butter as big as a large walnut, and mix it with the lobster as you are beating it; when it is beat to a paste, put it into your potting-pot, and put it down as close and hard as you can; then set some fresh butter in a deep broad pan before the fire, and when it is all melted, take off the scum at the top, if any, and pour the clear butter over the meat as thick as a crown-piece. The whey and churn-milk will settle at the bottom of the pan; but take great care none of that goes in, and always let your butter be very good, or you will spoil all; or only put the meat whole, with the body mixed among it, laying them as close together as you can, and pour the butter over them. You must be sure to let the lobster be well boiled. A middling one will take half an hour boiling.

To pot eels.

TAKE a large eel, skin it, cleanse it, and wash it very clean, dry it in a cloth, and cut it into pieces as long as your finger. Season them with a little beaten mace and nutmeg, pepper, salt, and a little sal-prunella beat fine; lay them in a pan, then pour as much good butter over them as will cover them, and clarified as above. They must be baked half an hour in a quick oven; if a slow oven longer, till they are enough, but that you must judge by the largeness of the eels. With a fork take them out, and lay them on a coarse cloth to drain. When they are quite cold, season them again with the same seasoning, lay them in the pot close; then take off the butter they were baked in clear from the gravy of the fish, and set it in a dish before the fire. When it is melted pour the clear butter over the eels, and let them be covered with the butter.

In the same manner you may pot what you please. You may bone your eels if you chuse it; but then don't put in any sal-prunella.

To pot lampreys.

SKIN them, cleanse them with salt, and then wipe them dry; beat some black-pepper, mace, and cloves, mix them with salt and season them. Lay them in a pan, and cover them with clarified butter. Bake them an hour; order them as the eels, only let them be seasoned, and one will be enough for pot. You must season them well, let your butter be good, and they will keep a long time.

To pot charrs.

AFTER having cleansed them, cut off the fins, tails, and heads, then lay them in rows in a long baking-pan; cover them with butter, and order them as above.

To pot a pike.

YOU must scale it, cut off the head, split it, and take out the chine-bone, then strew all over the inside some bay-salt and pepper, roll it up round, and lay it in a pot. Cover it, and bake it an hour. Then take it out, and lay it on a coarse cloth to drain; when it is cold, put it into your pot, and cover it with clarified butter.

To pot salmon.

TAKE a piece of fresh salmon, scale it, and wipe it clean, (let your piece or pieces be as big as will lie cleverly on your pot) season it with Jamaica pepper, black pepper, mace, and cloves beat fine, mixed with salt, a little sal-prunella, beat fine, and rub the bone with. Season with a little of the spice, pour clarified butter over it, and bake it well. Then take it out carefully, and lay it to drain; when cold, season it well, lay it in your pot close, and cover it with clarified butter as above.

Thus you may do carp, tench, trout, and several sorts of fish.

Another way to pot salmon.

SCALE and clean your salmon down the back, dry it well, and cut it as near the shape of your pot as you can. Take two nutmegs, an ounce of mace and cloves beaten, half an ounce of white pepper, and an ounce of salt; then take out all the bones, cut off the jole below the fins, and cut off the tail. Season the scaly side first, lay that at the bottom of the pot; then rub the seasoning on the other side, cover it with a dish, and let it stand all night. It must be put double, and the scaly side, top and bottom; put butter bottom and top, and cover the pot with some stiff coarse paste. Three hours will bake it, if a large fish; if a small one, two hours; and when it comes out of the oven, let it stand half an hour; then uncover it, and raise it up at one end, that the gravy may run out, then put a trencher and a weight on it to press out the gravy. When the butter is cold, take it out clear from the gravy, add some more to it, and put it in a pan before the fire; when it is melted, pour it over the salmon; and when it is cold, paper it up. As to the seasoning of these things, it must be according to your palate, more or less.

N. B. Always take great care that no gravy or whey of the butter is left in the potting, if there is it will not keep.

C H A P. X.

DIRECTIONS for the SICK.

I don't pretend to meddle here in the physical way; but a few directions for the cook, or nurse, I presume, will not be improper, to make such a diet, &c. as the doctor shall order.

To make mutton broth.

TAKE a pound of a loin of mutton, take off the fat, put to it one quart of water, let it boil, and skim it well; then put in a good piece of upper-crust of bread, and one large blade of mace. Cover it close, and let it boil slowly an hour; don't stir it, but pour the broth clear off. Season it with a little salt, and the mutton will be fit to eat. If you boil turnips, don't boil them in the broth, but by themselves in another saucepan.

To boil a scrag of veal.

SET on the scrag in a clean saucepan: to each pound of veal put a quart of water, skim it very clean, then put in a good piece of upper-crust, a blade of mace to each pound, and a little parsley tied with a thread. Cover it close; then let it boil very softly two hours, and both broth and meat will be fit to eat.

To make beef or mutton broth for very weak people, who take but little nourishment.

TAKE a pound of beef, or mutton, or both together: to a pound put two quarts of water, first skin the meat and take off all the fat; then cut it into little pieces, and boil it till it comes to a quarter of a pint. Season it with a very little corn of salt, skim off all the fat, and give a spoonful of this broth at a time. To very weak people, half a spoonful is enough; to some a tea-spoonful at a time; and to others a tea-cup full. There is greater nourishment from this than any thing else.

To make beef drink, which is ordered for weak people.

TAKE a pound of lean beef; then take off all the fat and skin, cut it into pieces, put it into a gallon of water, with the under-crust of a penny-loaf, and a very little salt. Let it boil till it comes to two quarts; then strain it off, and it is a very hearty drink.

To make pork broth.

TAKE two pounds of young pork; then take off the skin and fat, boil it in a gallon of water, with a turnip and a very little corn of salt. Let it boil till it comes to two quarts, then strain it off, and let it stand till cold. Take off the fat, then leave the settling at the bottom of the pan, and drink half a pint in the morning fasting, an hour before breakfast, and at noon, if the stomach will bear it.

To boil a chicken.

LET your saucepan be very clean and nice; when the water boils put in your chicken, which must be very nicely picked and clean, and laid in cold water a quarter of an hour before it is boiled; then take it out of the water boiling, and lay it in a pewter-dish. Save all the liquor that runs from it in the dish, cut up your chicken all in joints in the dish; then bruise the liver very fine, add a little boiled parsley chopped very fine, a very little salt, and a very little grated nutmeg: mix it all well together with two spoonfuls of the liquor of the fowl, and pour it into the dish with the rest of the liquor in the dish. If there is not liquor enough, take two or three spoonfuls of the liquor it was boiled in, clap another dish over it; then set it over a chaffing-dish of hot coals five or six minutes, and carry it to table hot with the cover on. This is better than butter, and lighter for the stomach, though some chuse it only with the liquor, and no parsley, nor liver, or any thing else, and that is according to different palates. If it is for a very weak person, take off the skin of the chicken before you set it on the chaffing-dish. If you roast it, make nothing but bread-sauce, and that is lighter than any sauce you can make for a weak stomach.

Thus you may dress a rabbit, only bruise but a little piece of the liver.

To boil pigeons.

LET your pigeons be cleaned, washed, drawn, and skinned. Boil them in milk and water ten minutes, and pour over them sauce made thus; take the livers parboiled, and bruise them fine with as much parsley boiled and chopped fine. Melt some butter, mix a little with the liver and parsley first, then mix all together, and pour over the pigeons.

To boil a partridge, or any other wild fowl.

WHEN your water boils, put in your partridge, let it boil ten minutes; then take it up into a pewter-plate, and cut it in two, laying the insides next the plate, and have ready some bread-sauce made thus: take the crumb of a halfpenny-roll, or thereabouts, and boil it in half a pint of water, with a blade of mace. Let it boil two or three minutes, pour away most of the water; then beat it up with a little piece of nice butter, a little salt, and pour it over the partridge. Clap a cover over it; then set it over a chaffing-dish of coals four or five minutes, and send it away hot, covered close.

Thus you may dress any sort of wild fowl, only boiling it more or less, according to the bigness. Ducks, take off the skins before you pour the bread-sauce over them; and if you roast them, lay bread-sauce under them. It is lighter than gravy for weak stomachs.

To boil a plaice or flounder.

LET your water boil, throw some salt in; then put in your fish, boil it till you think it is enough, and take it out of the water in a slice to drain. Take two spoonfuls of the liquor, with a little salt, a little grated nutmeg; then beat up the yolk of an egg very well with the liquor, and stir in the egg; beat it well together, with a knife carefully slice away all the little bones round the fish, pour the sauce over it; then set it over a chaffing-dish of coals for a minute, and send it hot away. Or in the room of this sauce, add melted butter in a cup.

To mince veal or chicken for the sick, or weak people.

MINCE a chicken or some veal very fine, taking off the skin; just boil as much water as will moisten it, and no more, with a very little salt, grate a very little nutmeg; then throw a little
flour

flour over it, and when the water boils put in the meat. Keep shaking it about over the fire a minute; then have ready two or three very thin sippets toasted nice and brown, laid in the plate, and pour the mince-meat over it.

To pull a chicken for the sick.

YOU must take as much cold chicken as you think proper, take off the skin, and pull the meat into little bits as thick as a quill; then take the bones, boil them with a little salt till they are good, strain it; then take a spoonful of the liquor, a spoonful of milk, a little bit of butter, as big as a large nutmeg rolled in flour, a little chopped parsley as much as will lie on a sixpence, and a little salt, if wanted. This will be enough for half a small chicken. Put altogether into the saucepan; then keep shaking it till it is thick, and pour it into a hot plate.

To make chicken broth.

YOU must take an old cock or large fowl, slay it; then pick off all the fat, and break it all to pieces with a rolling-pin; put it into two quarts of water, with a good crust of bread, and a blade of mace. Let it boil softly till it is as good as you would have it. If you do it as it should be done, it will take five or six hours doing; pour it off, then put a quart more of boiling water, and cover it close. Let it boil softly till it is good, and strain it off. Season with a very little salt. When you boil a chicken save the liquor, and when the meat is eat, take the bones; then break them and put to the liquor you boiled the chicken, with a blade of mace, and a crust of bread. Let it boil till it is good, and strain it off.

To make chicken water.

TAKE a cock, or large fowl, slay it, then bruise it with a hammer, and put it into a gallon of water, with a crust of bread. Let it boil half away, and strain it off.

To make white caudle.

YOU must take two quarts of water, mix in four spoonfuls of oatmeal, a blade or two of mace, a piece of lemon-peel, let it boil, and keep stirring it often. Let it boil about a quarter of an hour, and take care it does not boil over; then strain it

it through a coarse sieve. When you use it, sweeten it to your palate, grate in a little outmeg, and what wine is proper; and if it is not for a sick person, squeeze in the juice of a lemon.

To make brown caudle.

BOIL the gruel as above, with six spoonfuls of oatmeal, and strain it; then add a quart of good ale, not bitter; boil it, then sweeten it to your palate, and add half a pint of white wine; When you don't put in white wine, let it be half ale,

To make water-gruel.

YOU must take a pint of water, and a large spoonful of oatmeal; then stir it together, and let it boil up three or four times, stirring it often. Don't let it boil over, then strain it through a sieve, salt it to your palate, put in a good piece of fresh butter, brew it with a spoon till the butter is all melted, then it will be fine and smooth, and very good. Some love a little pepper in it.

To make panada.

YOU must take a quart of water in a nice clean sauce-pan, a blade of mace, a large piece of crumb of bread; let it boil two minutes, then take out the bread, and bruise it in a bason very fine. Mix as much water as will make it as thick as you would have; the rest pour away, and sweeten it to your palate. Put in a piece of butter as big as a walnut, don't put in any wine, it spoils it; you may grate in a little nutmeg. This is hearty and good diet for sick people.

To boil sego.

PUT a large spoonful of sego into three quarters of a pint of water, stir it and boil it softly till it is as thick as you would have it; then put in wine and sugar, with a little nutmeg to your palate.

To boil salup.

IT is a hard stone ground to powder, and generally sold for one shilling an ounce: take a large tea-spoonful of the powder and put it into a pint of boiling water, keep stirring it till it is like a fine jelly; then put wine and sugar to your palate, and lemon, if it will agree.

To make isinglass jelly.

TAKE a quart of water, one ounce of isinglass, half an ounce of cloves; boil them to a pint, then strain it upon a pound of loaf sugar, and when cold sweeten your tea with it. You may make the jelly as above, and leave out the cloves. Sweeten to your palate, and add a little wine. All other jellies you have in another chapter.

To make the pectoral drink.

TAKE a gallon of water, and half a pound of pearl barley, boil it with a quarter of a pound of figs split, a pennyworth of liquorice sliced to pieces, a quarter of a pound of raisins of the sun stoned; boil all together till half is wasted, then strain it off. This is ordered in the measles, and several other disorders, for a drink.

To make butter water, or what the Germans call egg-soup, and are very fond of it for supper. You have it in the chapter for Lent.

TAKE a pint of water, beat up the yolk of an egg with the water, put in a piece of butter as big as a small walnut, two or three knobs of sugar, and keep stirring it all the time it is on the fire. When it begins to boil, bruise it between the saucypan and a mug till it is smooth, and has a great froth; then it is fit to drink. This is ordered in a cold, or where egg will agree with the stomach.

To make seed water.

TAKE a spoonful of coriander seed, half a spoonful of caraway seed bruised and boiled in a pint of water; then strain it, and bruise it with the yolk of an egg. Mix it with sack and double refined-sugar, according to your palate.

To make bread-soup for the sick.

TAKE a quart of water, set it on the fire in a clean saucypan, and as much dry crust of bread cut to pieces as the top of a penny loaf, the drier the better, a bit of butter as big as a walnut; let it boil, then beat it with a spoon, and keep boiling it till the bread and water is well mixed: then season it with a very little salt, and it is a pretty thing for a weak stomach.

To make artificial asses-milk.

TAKE two ounces of pearl barley, two large spoonfuls of hartshorn shavings, one ounce of eringo root, one ounce of China root, one ounce of preserved ginger, eighteen snails bruised with the shells, to be boiled in three quarts of water, till it comes to three pints, then boil a pint of new milk, mix it with the rest, and put in two ounces of balsam of Tolu. Take half a pint in the morning, and half a pint at night.

Cows milk, next to asses-milk, done thus.

TAKE a quart of milk, set it in a pan over night, the next morning take off all the cream, then boil it, and set it in the pan again till night, then skim it again, boil it, set it in the pan again, and the next morning skim it, warm it blood-warm, and drink it as you do asses-milk. It is very near as good, and with some consumptive people it is better.

To make a good drink.

BOIL a quart of milk and a quart of water, with the top-crust of a penny-loaf and one blade of mace, a quarter of an hour very softly, then pour it off, and when you drink it let it be warm.

To make barley water.

PUT a quarter of a pound of pearl barley into two quarts of water, let it boil, skim it very clean, boil half away, and strain it off. Sweeten to your palate, but not too sweet, and put in two spoonfuls of white wine. Drink it luke-warm.

To make sage drink.

TAKE a little sage, a little balm, put it into a pan, slice a lemon, peel and all, a few knobs of sugar, one glass of white wine, pour on these two or three quarts of boiling water, cover it, and drink when dry. When you think it strong enough of the herbs, take them out, otherwise it will make it bitter.

To make it for a child.

A LITTLE sage, balm, rue, mint, and penny-royal, pour boiling water on, and sweeten to your palate. Syrup of cloves, &c. and black-cherry water, you have in the Chapter of Preserves.

Liquor for a child that has the thrush.

TAKE half a pint of spring water, a knob of double-refined sugar, a very little bit of alum, beat it well together with the yolk of an egg, then beat it in a large spoonful of the juice of sage, tie a rag to the end of a stick, dip it in this liquor, and often clean the mouth. Give the child over night one drop of laudanum, and the next day proper physic, washing the mouth often with the liquor.

To boil comfery roots.

TAKE a pound of comfery roots, scrape them clean, cut them into little pieces, and put them into three pints of water. Let them boil till there is about a pint, then strain it, and when it is cold, put it into a saucepan. If there is any settling at the bottom, throw it away; mix it with sugar to your palate, half a pint of mountain wine, and the juice of a lemon. Let it boil; then pour it into a clean earthen pot, and set it by for use. Some boil it in milk, and it is very good where it will agree, and is reckoned a very great strengthener.

C H A P. XI.

For Captains of Ships.

To make catchup to keep twenty years.

TAKE a gallon of strong stale beer, one pound of anchovies washed from the pickle, a pound of shallots, peeled, half an ounce of mace, half an ounce of cloves, a quarter of an ounce of whole pepper, three or four large races of ginger, two quarts of the large mushroom-flaps rubbed to pieces. Cover all this close, and let it simmer till it is half wasted, then strain it through a flannel-bag; let it stand till it is quite cold, then bottle it. You may carry it to the Indies. A spoonful of this to a pound of fresh butter melted, makes a fine fish-sauce: or in the room of gravy-sauce. The stronger and staler the beer is, the better the catchup will be.

To make fish-sauce to keep the whole year.

YOU must take twenty-four anchovies, chop them, bones and all, put to them ten shallots cut small, a handful of scraped horse-raddish, a quarter of an ounce of mace, a quart of white wine, a pint of water, one lemon cut into slices, half a pint of anchovy liquor, a pint of red wine, twelve cloves, twelve pepper-corns. Boil them together till it comes to a quart; strain it off, cover it close, and keep it in a cool dry place, two spoonfuls will be sufficient for a pound of butter.

It is a pretty sauce either for boil fowl, veal, &c. or in the room of gravy, lowering it with hot water, and thickening it with a piece of butter rolled in flour.

To pot dripping, to fry fish, meat, or fritters, &c.

TAKE six pounds of good beef-dripping, boil it in soft water, strain it into a pan, let it stand till cold; then take off the hard fat, and scrape off the gravy which sticks to the inside. Thus do eight times; when it is cold and hard, take it off clean from the water, put it into a large saucepan, with six bay-leaves, twelve cloves, half a pound of salt, and a quarter of a pound of whole pepper. Let the fat be all melted and just hot, let it stand till it is hot enough to strain through a sieve into the pot, and stand till it is quite cold, then cover it up. Thus you may do what quantity you please. The best way to keep any sort of dripping is to turn the pot upside down, and then no rats can get at it. If it will keep on ship-board, it will make as fine puff-paste crust as any butter can do, or crust for puddings, &c.

To pickle mushrooms for the sea.

WASH them clean with a piece of flannel in salt and water, put them into a saucepan and throw a little salt over them. Let them boil up three times in their own liquor, then throw them into a sieve to drain and spread them on a clean cloth; let them lie till cold, then put them in wide-mouthed bottles, put in with them a good deal of whole mace, a little nutmeg sliced, and a few cloves. Boil the sugar-vinegar of your own making, with a good deal of whole pepper, some races of ginger, and two or three bay-leaves. Let it boil a few minutes, then strain it, when it is cold pour it on, and fill the bottle with mutton fat fried; cork them, tie a bladder, then a leather over them, keep it down close, and in as cool a place as possible. As to all other pickles, you have them in the Chapter of Pickles.

To make mushroom powder.

TAKE half a peck of fine large thick mushrooms fresh, wash them clean from grit and dirt with a flannel rag, scrape out the inside, cut out all the worms, put them into a kettle over the fire without any water, two large onions stuck with cloves, a large handful of salt, a quarter of an ounce of mace, two teaspoonfuls of beaten pepper, let them simmer till all the liquor is boiled away, take great care they don't burn; then lay them on sieves to dry in the sun, or on tin plates, and set them in a slack oven all night to dry, till they will beat to powder. Press the powder down hard in a pot, and keep it for use. You may put what quantity you please for the sauce.

To keep mushrooms without pickle.

TAKE large mushrooms, peel them, scrape out the inside, put them into a saucepan, throw a little salt over them, and let them boil in their own liquor; then throw them into a sieve to drain, then lay them on tin plates, and set them in a cool oven. Repeat it often till they are perfectly dry, put them into a clean stone jar, tie them down tight, and keep them in a dry place. They eat deliciously, and look as well as truffles.

To keep artichoke-bottoms dry.

BOIL them just so as you can pull off the leaves and the choke, cut them from the stalks, lay them on tin plates, set them in a very cool oven, and repeat it till they are quite dry; then put them into a stone pot, and tie them down. Keep them in a dry place; and when you use them, lay them in warm water till they are tender. Shift the water two or three times. They are fine in almost all sauces cut to little pieces, and put in just before your sauce is enough.

To fry artichoke-bottoms.

LAY them in water as above; then have ready some butter hot in the pan, flour the bottoms, and fry them. Lay them in your dish, and pour melted butter over them.

To ragoo artichoke-bottoms.

TAKE twelve bottoms, soften them in warm water, as in the foregoing receipts: take half a pint of water, a piece of the strong soap, as big as a small walnut, half a spoonful of the
catchup,

catchup, five or six of the dried mushrooms, a tea-spoonful of the mushroom-powder, set it on the fire, shake altogether, and let it boil softly two or three minutes. Let the last water you put to the bottoms boil; take them out hot, lay them in your dish, pout the sauce over them, and send them to table hot.

To fricasey artichoke-bottoms.

SCALD them, then lay them in boiling water till they are quite tender; take half a pint of milk, a quarter of a pound of butter rolled in flour, stir it all one way till it is thick, then stir in a spoonful of mushroom-pickle, lay the bottoms in a dish, and pour the sauce over them.

To dress fish.

AS to frying fish, first wash it very clean, then dry it well and flour it; take some of the beef-dripping, make it boil in the stew-pan, then throw in your fish, and fry it of a fine light brown. Lay it on the bottom of a sieve or coarse cloth to drain, and make sauce according to your fancy.

To bake fish.

BUTTER the pan, lay in the fish, throw a little salt over it and flour; put a very little water in the dish, an onion and a bundle of sweet-herbs, stick some little bits of butter or the fine dripping on the fish. Let it be baked of a fine light brown; when enough, lay it on a dish before the fire, and skim off all the fat in the pan; strain the liquor, and mix it up either with the fish-sauce or strong soup, or the catchup.

To make a gravy soup.

ONLY boil soft water, and put as much of the strong soup to it, as will make it to your palate. Let it boil; and if it wants salt, you must season it. The receipt for the soup you have in the chapter for soups.

To make pease-soup.

GET a quart of pease, boil them in two gallons of water till they are tender, then have ready a piece of salt pork or beef, which has been laid in water the night before; put it into the pot, with two large onions peeled, a bundle of sweet-herbs,

celery, if you have it, half a quarter of an ounce of whole pepper; let it boil till the meat is enough, then take it up, and if the soup is not enough let it boil till the soup is good; then strain it, set it on again to boil, and rub in a good deal of dry mint. Keep the meat hot; when the soup is ready, put in the meat again for a few minutes, and let it boil; then serve it away. If you add a piece of the portable soup, it will be very good. The onion soup you have in the Lent chapter.

To make pork-pudding, or beef, &c.

MAKE a good crust with the dripping, or mutton suet, if you have it, shred fine; make a thick crust, take a piece of salt pork or beef, which has been twenty-four hours in soft water; season it with a little pepper, put it into this crust, roll it up close, tie it in a cloth, and boil it; if for about four or five pounds, boil it five hours.

And when you kill mutton, make a pudding the same way, only cut the steaks thin; season them with pepper and salt, and boil it three hours, if large; or two hours, if small, and so according to the size.

Apple-pudding make with the same crust, only pare the apples, core them, and fill your pudding; if large, it will take five hours boiling. When it is enough, lay it in the dish, cut a hole in the top, and stir in butter and sugar; lay the piece on again, and send it to table.

A prune-pudding eats fine, made the same way, only when the crust is ready, fill it with prunes, and sweeten it according to your fancy; close it up, and boil it two hours.

To make a rice pudding.

TAKE what rice you think proper, tie it loose in a cloth, and boil it an hour; then take it up, and untie it, grate a good deal of nutmeg in, stir in a good piece of butter, and sweeten to your palate. Tie it up close, boil it an hour more, then take it up and turn it into your dish; melt butter, with a little sugar and a little white wine for sauce.

To make a suet-pudding.

GET a pound of suet shred fine, a pound of flour, a pound of currants picked clean, half a pound of raisins stoned, two tea-spoonfuls of beaten ginger, and a spoonful of tincture of saffron; mix altogether with salt water very thick; then either boil or bake it.

A liver-pudding boiled.

GET the liver of a sheep when you kill one, and cut it as thin as you can, and chop it; mix it with as much suet shred fine, half as many crumbs of bread or biscuit grated, season it with some sweet-herbs shred fine, a little nutmeg grated, a little beaten pepper, and an anchovy shred fine; mix all together with a little salt, or the anchovy liquor, with a piece of butter, fill the crust and close it. Boil it three hours.

To make an oatmeal-pudding.

GET a pint of oatmeal once cut, a pound of suet shred fine, a pound of currants, and half a pound of raisins stoned; mix all together well with a little salt, tie it in a cloth, leaving room for the swelling.

To bake an oatmeal-pudding.

BOIL a quart of water, season it with a little salt; when the water boils, stir in the oatmeal till it is so thick you can't easily stir your spoon; then take it off the fire, stir in two spoonfuls of brandy, or a gill of mountain, and sweeten it to your palate. Grate in a little nutmeg, and stir in half a pound of currants clean washed and picked; then butter a pan, pour it in, and bake it half an hour.

A rice-pudding baked.

BOIL a pound of rice just till it is tender; then drain all the water from it as dry as you can, but don't squeeze it; then stir in a good piece of butter, and sweeten to your palate. Grate a small nutmeg in, stir it all well together, butter a pan, and pour it in and bake it. You may add a few currants for change.

To make a pease-pudding.

BOIL it till it is quite tender, then take it up, untie it, stir in a good piece of butter, a little salt, and a good deal of beaten pepper, then tie it up tight again, boil it an hour longer, and it will eat fine. All other puddings you have in the Chapter of Puddings.

To make a barrico of French beans.

TAKE a pint of the seeds of French beans, which are ready dried for sowing, wash them clean, and put them into a two quart saucepan, fill it with water, and let them boil two hours; if the water wastes away too much, you must put in more boiling water to keep them boiling. In the mean time take almost half a pound of nice fresh butter, put it into a clean stew pan, and when it is all melted, and done making any noise, have ready a pint bason heaped up with onions peeled and sliced thin, throw them into the pan, and fry them of a fine brown, stirring them about that they may be all alike, then pour off the clear water from the beans into a bason, and throw the beans all into the stew-pan; stir altogether, and throw in a large tea-spoonful of beaten pepper, two heaped full of salt, and stir it altogether for two or three minutes. You may make this dish of what thickness you think proper (either to eat with a spoon, or other-ways) with the liquor you poured off the beans. For change, you may make it thin enough for soup. When it is of the proper thickness you like it, take it off the fire, and stir in a large spoonful of vinegar and the yolks of two eggs beat. The eggs may be left out, if disliked. Dish it up, and send it to table.

To make a fowl-pye.

FIRST make a rich thick crust, cover the dish with the paste, then take some very fine bacon, or cold boiled ham, slice it, and lay a layer all over. Season with a little pepper, then put in the fowl, after it is picked and cleaned, and singed; shake a very little pepper and salt into the belly, put in a little water, cover it with ham, seasoned with a little beaten pepper, put on the lid and bake it two hours. When it comes out of the oven, take half a pint of water, boil it, and add to it as much of the strong soup as will make the gravy quite rich, pour it boiling hot into the pan and lay on the lid again. Send it to table hot, or lay a
piece

piece of beef or pork in soft water twenty-four hours, slice it in the room of the ham, and it will eat fine.

To make a Cheshire pork-pie for sea.

TAKE some salt pork that has been boiled, cut it into thin slices, an equal quantity of potatoes pared and sliced thin, make a good crust, cover the dish, lay a layer of meat, seasoned with a little pepper, and a layer of potatoes; then a layer of meat, a layer of potatoes, and so on till your pye is full. Season it with pepper; when it is full, lay some butter on the top, and fill your dish above half full of soft water. Close your pye up, and bake it in a gentle oven.

To make sea-venison.

WHEN you kill a sheep, keep stirring the blood all the time till it is cold, or at least as cold as it will be, that it may not congeal; then cut up the sheep, take one side, cut the leg like a haunch, cut off the shoulder and loin, the neck and breast in two, steep them all in the blood, as long as the weather will permit you, then take out the haunch, and hang it out of the sun as long as you can to be sweet, and roast it as you do a haunch of venison. It will eat very fine, especially if the heat will give you leave to keep it long. Take off all the suet before you lay it in the blood, take the other joints and lay them in a large pan, pour over them a quart of red wine and a quart of rape vinegar. Lay the fat side of the meat downwards in the pan, on a hollow tray is best, and pour the wine and vinegar over it: let it lie twelve hours, then take the neck, breast, and loin, out of the pickle, let the shoulder lie a week, if the heat will let you, rub it with bay-salt, salt-petre, and coarse sugar, of each a quarter of an ounce, one handful of common salt, and let it lie a week or ten days. Bone the neck, breast, and loin; season them with pepper and salt to your palate, and make a patty as you do venison. Boil the bones for gravy to fill the pie, when it comes out of the oven; and the shoulder boil fresh out of the pickle, with a pease-pudding.

And when you cut up the sheep, take the heart, liver, and lights, boil them a quarter of an hour, then cut them small, and chop them very fine; season them with four large blades of mace, twelve cloves, and a large nutmeg all beat to powder. Chop a pound of suet fine, half a pound of sugar, two pounds of cur-

rants clean washed, half a pint of red wine, mix all well together, and make a pye. Bake it an hour, it is very rich.

To make dumplings when you have white bread.

TAKE the crumb of a twopenny-loaf grated fine, as much beef-suet shred as fine as possible, a little salt, half a small nutmeg grated, a large spoonful of sugar, beat two eggs with two spoonfuls of sack, mix all well together, and roll them up as big as a turkey's egg. Let the water boil, and throw them in. Half an hour will boil them. For sauce, melt butter with a little sack, lay the dumplings in a dish, pour the sauce over them, and strew sugar all over the dish.

These are very pretty, either at land or sea. You must observe to rub your hands with flour, when you make them up.

The portable soup to carry abroad, you have in the Sixth Chapter.

C H A P. XII.

Of Hogs Puddings, Sausages, &c.

To make almond hogs-puddings.

TAKE two pounds of beef suet or marrow, shred very small, a pound and a half of almonds blanched, and beat very fine with rose-water, one pound of grated bread, a pound and a quarter of fine sugar, a little salt, half an ounce of mace, nutmeg, and cinnamon together, twelve yolks of eggs, four whites, a pint of sack, a pint and a half of thick cream, some rose or orange-flower-water; boil the cream, tie the saffron in a bag, and dip in the cream, to colour it. First beat your eggs very well; then stir in your almonds, then the spice, the salt, and suet, and mix all your ingredients together; fill your guts but half full, put some bits of citron in the guts as you fill them, tie them up, and boil them a quarter of an hour.

Another way.

TAKE a pound of beef marrow chopped fine, half a pound of sweet almonds blanched, and beat fine with a little orange-flower or rose-water, half a pound of white bread grated fine, half a pound of currants clean washed and picked, a quarter of a pound of fine sugar, a quarter of an ounce of mace, nutmeg, and cinnamon together, of each an equal quantity, and half a pint of sack; mix all well together, with half a pint of good cream, and the yolks of four eggs. Fill your guts half full, tie them up, and boil them a quarter of an hour. You may leave out the currants for change; but then you must add a quarter of a pound more of sugar.

A third way.

HALF a pint of cream, a quarter of a pound of sugar, a quarter of a pound of currants, the crumb of a halfpenny roll grated fine, six large pippins pared and chopped fine, a gill of sack, or two spoonfuls of rose-water, six bitter almonds blanched and beat fine, the yolks of two eggs, and one white beat fine; mix all together, fill the guts better than half full, and boil them a quarter of an hour.

To make hogs puddings with currants.

TAKE three pounds of grated bread to four pounds of beef suet finely shred, two pounds of currants clean picked and washed, cloves, mace, and cinnamon, of each a quarter of an ounce, finely beaten, a little salt, a pound and a half of sugar, a pint of sack, a quart of cream, a little rose-water, twenty eggs well beaten, but half the whites; mix all these well together, fill the guts half full, boil them a little, and prick them as they boil, to keep them from breaking the guts. Take them up upon clean cloths, then lay them on your dish; or when you use them, boil them a few minutes, or eat them cold.

To make black puddings.

FIRST, before you kill your hog, get a peck of gruts, boil them half an hour in water; then drain them, and put them into a clean tub or large pan; then kill your hog, and save two quarts of the blood of the hog, and keep stirring it till the blood is quite cold; then mix it with your gruts, and stir them well together. Season with a large spoonful of salt, a quarter of an

an ounce of cloves, mace, and nutmeg together, an equal quantity of each; dry it, beat it well, and mix in. Take a little winter savoury, sweet marjoram, and thyme, pennyroyal stripped of the stalks and chopped very fine; just enough to season them, and to give them a flavour, but no more. The next day, take the leaf of the hog and cut into dice, scrape and wash the guts very clean, then tie one end, and begin to fill them; mix in the fat as you fill them, be sure put in a good deal of fat, fill the skins three parts full, tie the other end, and make your puddings what length you please; prick them with a pin, and put them into a kettle of boiling water. Boil them very softly an hour; then take them out, and lay them on clean straw.

In Scotland they make a pudding with the blood of a goose. Chop off the head, and save the blood; stir it till it is cold, then mix it with gruts, spice, salt, and sweet-herbs, according to their fancy, and some beef suet chopped. Take the skin off the neck, then pull out the wind-pipe and fat, fill the skin, tie it at both ends, so make a pye of the giblets, and lay the pudding in the middle.

To make fine sausages.

YOU must take six pounds of good pork, free from skin, gristles, and fat, cut it very small, and beat it in a mortar till it is very fine; then shred six pounds of beef-suet very fine and free from all skin. Shred it as fine as possible; then take a good deal of sage, wash it very clean, pick off the leaves, and shred it very fine. Spread your meat on a clean dresser or table; then shake the sage all over, about three large spoonfuls; shred the thin rind of a middling lemon very fine and throw over, with as many sweet-herbs, when shred fine, as will fill a large spoon; grate two nutmegs over, throw over two tea spoonfuls of pepper, a large spoonful of salt, then throw over the suet, and mix it all well together. Put it down close in a pot; when you use them, roll them up with as much egg as will make them roll smooth. Make them the size of a sausage, and fry them in butter or good dripping. Be sure it be hot before you put them in, and keep rolling them about. When they are thorough hot and of a fine light brown, they are enough. You may chop this meat very fine, if you don't like it beat. Veal eats well done thus, or veal and pork together. You may clean some guts, and fill them.

To make common sausages.

TAKE three pounds of nice pork, fat and lean together, without skin or gristles, chop it as fine as possible, season it with a tea-spoonful of beaten pepper, and two of salt, some sage shred fine, about three tea-spoonfuls; mix it well together, have the guts very nicely cleaned, and fill them, or put them down in a pot, so roll them of what size you please, and fry them. Beef makes very good sausages.

To make Bologna sausages.

TAKE a pound of bacon, fat and lean together, a pound of beef, a pound of veal, a pound of pork, a pound of beef suet, cut them small and chop them fine, take a small handful of sage, pick off the leaves, chop it fine, with a few sweet-herbs; season pretty high with pepper and salt. You must have a large gut, and fill it; then set on a saucepan of water, when it boils put it in, and prick the gut for fear of bursting. Boil it softly an hour, then lay it on clean straw to dry.

C H A P. XIII.

*To pot and make Hams, &c.**To pot pigeons or fowls.*

CUT off their legs, draw them and wipe them with a cloth, but don't wash them. Season them pretty well with pepper and salt, put them into a pot, with as much butter as you think will cover them, when melted, and baked very tender; then drain them very dry from the gravy; lay them on a cloth, and that will suck up all the gravy; season them again with salt, mace, cloves, and pepper beaten fine, and put them down close into a pot. Take the butter, when cold, clear from the gravy, set it before the fire to melt, and pour over the birds; if you have not enough, clarify some more, and let the butter be near an inch thick above the birds. Thus you may do all sorts of fowl; only wild fowl should be boned, but that you may do as you please.

To pot a cold tongue, beef, or venison.

CUT it small, beat it well in a marble mortar, with melted butter, and two anchovies, till the meat is mellow and fine; then put it down close in your pots, and cover it with clarified butter. Thus you may do cold wild fowl; or you may pot any sort of cold fowl whole, seasoning them with what spice you please.

To pot venison.

TAKE a piece of venison, fat and lean together, lay it in a dish, and stick pieces of butter all over: tie a brown paper over it, and bake it. When it comes out of the oven, take it out of the liquor hot, drain it, and lay it in a dish; when cold, take off all the skin, and beat it in a marble mortar, fat and lean together, season it with mace, cloves, nutmeg, black pepper, and salt to your mind. When the butter is cold that it was baked in, take a little of it, and beat in with it to moisten it; then put it down close, and cover it with clarified butter.

You must be sure to beat it, till it is like a paste.

To pot tongues.

TAKE a neat's tongue, rub it with a pound of white salt, an ounce of salt-petre, half a pound of coarse sugar, rub it well, turn it every day in this pickle for a fortnight. This pickle will do several tongues, only adding a little more white salt; or we generally do them after our hams. Take the tongues out of the pickle, cut off the root, and boil it well, till it will peel; then take your tongues and season them with salt, pepper, cloves, mace, and nutmeg, all beat fine; rub it well with your hands whilst it is hot; then put it in a pot, and melt as much butter as will cover it all over. Bake it an hour in the oven, then take it out, let it stand to cool, rub a little fresh spice on it; and when it is quite cold, lay it in your pickling pot. When the butter is cold you baked it in, take it off clean from the gravy, set it in an earthen pan before the fire; and when it is melted, pour it over the tongue. You may lay pigeons or chickens on each side; be sure to let the butter be about an inch above the tongue.

A fine

A fine way to pot a tongue.

TAKE a dried tongue, boil it till it is tender, then peel it; take a large fowl, bone it; a goose, and bone it; take a quarter of an ounce of mace, a quarter of an ounce of cloves, a large nutmeg, a quarter of an ounce of black pepper, beat all well together; a spoonful of salt; rub the inside of the fowl well, and the tongue. Put the tongue into the fowl; then season the goose, and fill the goose with the fowl and tongue, and the goose will look as if it was whole. Lay it in a pan that will just hold it, melt fresh butter enough to cover it, send it to the oven, and bake it an hour and a half; then uncover the pot, and take out the meat. Carefully drain it from the butter, lay it on a coarse cloth till it is cold; and when the butter is cold, take off the hard fat from the gravy, and lay it before the fire to melt, put your meat into the pot again, and pour the butter over. If there is not enough, clarify more, and let the butter be an inch above the meat; and this will keep a great while, eats fine, and looks beautiful. When you cut it, it must be cut cross-ways down through, and looks very pretty. It makes a pretty corner-dish at table, or side-dish for supper. If you cut a slice down the middle quite through, lay it in a plate, and garnish with green parsley and stertion-flowers. If you will be at the expence, bone a turkey, and put over the goose. Observe, when you pot it, to save a little of the spice to throw over it, before the last butter is put on, or the meat will not be seasoned enough.

To pot beef like venison.

CUT the lean of a buttock of beef in pound pieces; for eight pounds of beef, take four ounces of salt-petre; four ounces of peter-salt, a pint of white salt, and an ounce of sal-prunella, beat the salts all very fine, mix them well together, rub the salts all into the beef; then let it lie four days, turning it twice a day, then put it into a pan, cover it with pump-water, and a little of its own brine; then bake it in an oven with household bread till it is as tender as a chicken, then drain it from the gravy and bruise it abroad, and take out all the skin and sinews; then pound it in a marble mortar, then lay it in a broad dish, mix in it an ounce of cloves and mace, three quarters of an ounce of pepper, and one nutmeg, all beat very fine. Mix it all very well with the meat, then clarify a little fresh butter and mix with the meat, to make it a little moist; mix it very well together, press it down into pots very hard, set it at the oven's mouth just to

settle, and cover it two inches thick with clarified butter. When cold, cover it with white paper.

To pot Cheshire cheese.

TAKE three pounds of Cheshire cheese, and put it into a mortar, with half a pound of the best fresh butter you can get, pound them together, and in the beating add a gill of rich Canary wine, and half an ounce of mace finely beat, then sifted fine like a fine powder. When all is extremely well mixed, press it hard down into a gallipot, cover it with clarified butter, and keep it cool. A slice of this exceeds all the cream cheese that can be made.

To collar a breast of veal, or a pig.

BONE the pig, or veal, then season it all over the inside with cloves, mace, and salt beat fine, a handful of sweet-herbs stripped off the stalks, and a little penny-royal and parsley shred very fine, with a little sage; then roll it up as you do brawn, bind it with narrow tape very close, then tie a cloth round it, and boil it very tender in vinegar and water, a like quantity, with a little cloves, mace, pepper, and salt, all whole. Make it boil, then put in the collars, when boiled tender, take them up; and when both are cold, take off the cloth, lay the collar in an earthen pan, and pour the liquor over; cover it close, and keep it for use. If the pickle begins to spoil, strain it through a coarse cloth, boil it and skim it; when cold, pour it over. Observe, before you strain the pickle, to wash the collar, wipe it dry, and wipe the pan clean. Strain it again after it is boiled, and cover it very close.

To collar beef.

TAKE a thin piece of flank-beef, and strip the skin to the end, beat it with a rolling-pin, then dissolve a quart of peter-salt in five quarts of pump-water, strain it, put the beef in, and let it lie five days, sometimes turning it; then take a quarter of an ounce of cloves, a good nutmeg, a little mace, a little pepper, beat very fine, and a handful of thyme stripped off the stalks; mix it with the spice, strew all over the beef, lay on the skin again, then roll it up very close, tie it hard with tape, then put it into a pot, with a pint of claret, and bake it in the oven with the bread.

Another

Another way to season a collar of beef.

TAKE the surloin or flank of beef, or any part you think proper, and lay in as much pump-water as will cover it; put to it four ounces of salt-petre, five or six handfuls of white salt, let it lie in it three days, then take it out, and take half an ounce of cloves and mace, one nutmeg, a quarter of an ounce of coriander-seeds, beat these well together, and half an ounce of pepper, strew them upon the inside of the beef, roll it up, and bind it up with coarse tape. Bake it in the same pickle: and when it is baked, take it out, hang it in a net to drain, within the air of the fire three days, and put it into a clean cloth, and hang it up again within the air of the fire; for it must be kept dry, as you do neats tongues.

To collar salmon.

TAKE a side of salmon, cut off about a handful of the tail, wash your large piece very well, and dry it with a cloth; then wash it over with the yolks of eggs, then make some force-meat with that you cut off the tail, but take care of the skin, and put to it a handful of parboiled oysters, a tail or two of lobster, the yolks of three or four eggs boiled hard, six anchovies, a good handful of sweet-herbs chopped small, a little salt, cloves, mace, nutmeg, pepper, all beat fine, and grated bread. Work all these together into a body, with the yolks of eggs, lay it all over the fleshy part, and a little more pepper and salt over the salmon; so roll it up into a collar, and bind it with broad tape; then boil it in water, salt, and vinegar, but let the liquor boil first, then put in your collar, a bunch of sweet herbs, sliced ginger and nutmeg. Let it boil, but not too fast. It will take near two hours boiling; and when it is enough, take it up: put it into your souping-pan, and when the pickle is cold, put it to your salmon, and let it stand in it till used. Or you may pot it; after it is boiled, pour clarified butter over it. It will keep longest so; but either way is good. If you pot it, be sure the butter be the nicest you can get.

To make Dutch beef.

TAKE the lean of a buttock of beef raw, rub it well with brown sugar all over, and let it lie in a pan or tray two or three hours, turning it two or three times, then salt it well with common salt and salt-petre, and let it lie a fortnight, turning it every day; then roll it very strait in a coarse cloth, put it in a
cheese-

cheese-press a day and a night, and hang it to dry in a chimney. When you boil it, you must put it in a cloth; when it is cold, it will cut in slivers as Dutch beef.

To make sham brawn.

BOIL two pair of neats feet tender, take a piece of pork, of the thick flank, and boil it almost enough, then pick off the flesh of the feet, and roll it up in the pork tight, like a collar of brawn; then take a strong cloth and some coarse tape, roll it tight round with the tape, then tie it up in a cloth, and boil it till a straw will run through it; then take it up, and hang it up in a cloth till it is quite cold; then put it into some souling liquor, and use it at your own pleasure.

To souse a turkey, in imitation of sturgeon.

YOU must take a fine large turkey, dress it very clean, dry and bone it, then tie it up as you do sturgeon, put into the pot you boil it in one quart of white wine, one quart of water, one quart of good vinegar, a very large handful of salt; let it boil, skim it well, and then put in the turkey. When it is enough, take it out, and tie it tighter. Let the liquor boil a little longer; and if you think the pickle wants more vinegar or salt, add it when it is cold, and pour it upon the turkey. It will keep some months, covering it close from the air, and keeping it in a dry cool place. Eat it with oil, vinegar, and sugar, just as you like it. Some admire it more than sturgeon; it looks pretty covered with fennel for a side-dish.

To pickle pork.

Bone your pork, cut it into pieces, of a size fit to lie in the tub or pan you design it to lie in, rub your pieces well with salt-petre, then take two parts of common salt, and two of bay-salt, and rub every piece well; lay a layer of common salt in the bottom of your vessel, cover every piece over with common salt, lay them one upon another as close as you can, filling the hollow places on the sides with salt. As your salt melts on the top, strew on more, lay a coarse cloth over the vessel, a board over that, and a weight on the board to keep it down. Keep it close covered; it will, thus ordered, keep the whole year. Put a pound of salt-petre and two pounds of bay-salt to a hog.

A pickle

A pickle for pork which is to be eat soon.

YOU must take two gallons of pump-water, one pound of bay-salt, one pound of coarse-sugar, six ounces of salt-petre; boil it altogether, and skim it when cold. Cut the pork in what pieces you please, lay it down close, and pour the liquor over it. Lay a weight on it to keep it close, and cover it close from the air, and it will be fit to use in a week. If you find the pickle begins to spoil, boil it again, and skim it; when it is cold, pour it on your pork again.

To make veal hams.

CUT the leg of veal like a ham, then take a pint of bay-salt, two ounces of salt-petre, and a pound of common salt; mix them together, with an ounce of juniper-berries beat; rub the ham well, and lay it in a hollow-tray, with the skinny side downwards. Baste it every day with the pickle for a fortnight, and then hang it in wood smoke for a fortnight. You may boil it, or parboil it and roast it. In this pickle you may do two or three tongues, or a piece of pork.

To make beef hams.

YOU must take the leg of a fat, but small beef, the fat Scotch or Welch cattle is best, and cut it ham fashion. Take an ounce of bay-salt, an ounce of salt-petre, a pound of common salt, and a pound of coarse sugar (this quantity for about fourteen or fifteen pounds weight, and so accordingly, if you pickle the whole quarter) rub it with the above ingredients, turn it every day, and baste it well with the pickle for a month: take it out and roll it in bran or sawdust, then hang it in wood-smoke, where there is but little fire, and a constant smoke for a month; then take it down, and hang it in a dry place, not hot, and keep it for use. You may cut a piece off as you have occasion, and either boil it or cut it in rashers, and broil it with poached eggs, or boil a piece, and it eats fine cold, and will shiver like Dutch beef. After this beef is done, you may do a thick brisquit of beef in the same pickle. Let it lie a month, rubbing it every day with the pickle, then boil it till it is tender, hang it in a dry place, and it eats finely cold cut in slices on a plate. It is a pretty thing for a side dish, or for supper. A shoulder of mutton laid in this pickle for a week, hung in wood smoke two or three days, and then boiled with cabbage, is very good.

To make mutton hams.

YOU must take a hind-quarter of mutton, cut it like a ham, take one ounce of salt-petre, a pound of coarse sugar, a pound of common salt; mix them and rub your ham, lay it in a hollow tray with the skin downwards, baste it every day for a fortnight, then roll it in sawdust, and hang it in the wood-smoke a fortnight; then boil it, and hang it in a dry place, and cut it out in rashers. It don't eat well boiled, but eats finely broiled.

To make pork hams.

YOU must take a fat hind-quarter of pork, and cut off a fine ham. Take an ounce of salt-petre, a pound of coarse sugar, and a pound of common salt; mix altogether, and rub it well. Let it lie a month in this pickle, turning and basting it every day, then hang it in wood-smoke as you do your beef, in a dry place, so as no heat comes to it; and if you keep them long, hang them a month or two in a damp place, so as they will be mouldy, and it will make them cut fine and short. Never lay these hams in water till you boil them, and then boil them in a copper, if you have one, or the biggest pot you have. Put them in the cold water, and let them be four or five hours before they boil. Skim the pot well and often, till it boils. If it is a very large one, two hours will boil it; if a small one, an hour and a half will do, provided it be a great while before the water boils. Take it up half an hour before dinner, pull off the skin, and throw raspings finely sifted all over. Hold a red-hot fire-shovel over it, and when dinner is ready take a few raspings in a sieve and sift all over the dish; then lay in your ham, and with your finger make fine figures round the edge of the dish. Be sure to boil your ham in as much water as you can, and to keep it skimming all the time till it boils. It must be at least four hours before it boils.

This pickle does finely for tongues, afterwards to lie in it a fortnight, and then hung in the wood smoke a fortnight, or to boil them out of the pickle.

Yorkshire is famous for hams; and the reason is this: their salt is much finer than ours in London, it is a large clear salt, and gives the meat a fine flavour. I used to have it from Malding in Essex, and that salt will make any ham as fine as you can desire. It is by much the best salt for salting of meat. A deep hollow wooden tray is better than a pan, because the pickle swells about it.

When

When you broil any of these hams in slices or bacon, have some boiling water ready, and let the slices lie a minute or two in the water; then broil them, it takes out the salt, and makes them eat finer.

To make bacon.

TAKE a side of pork, then take off all the inside fat, lay it on a long board or dresser, that the blood may run away, rub it well with good salt on both sides, let it lie thus a week; then take a pint of bay-salt, a quarter of a pound of salt-petre, beat them fine, two pounds of coarse sugar, and a quarter of a peck of common salt. Lay your pork in something that will hold the pickle, and rub it well with the above ingredients. Lay the skinny side downwards, and baste it every day with the pickle for a fortnight; then hang it in wood-smoke as you do the beef, and afterward hang it in a dry place, but not hot. You are to observe, that all hams and bacon should hang clear from every thing, and not against a wall.

Observe to wipe off all the old salt before you put it into this pickle, and never keep bacon or hams in a hot kitchen, or in a room where the sun comes. It makes them all rusty.

To save potted birds, that begin to be bad.

I HAVE seen potted birds which have come a great way, often smell so bad, that no body could bear the smell for the rankness of the butter, and by managing them in the following manner, have made them as good as ever was eat:

Set a large saucepan of clean water on the fire; when it boils, take off the butter at the top, then take the fowls out one by one, throw them into that saucepan of water half a minute, whip it out, and dry it in a clean cloth inside and out; so do all till they are quite done. Scald the pot clean; when the birds are quite cold, season them with mace, pepper, and salt to your mind, put them down close in the pot, and pour clarified butter over them.

To pickle mackrel, called caveach.

CUT your mackrel into round pieces, and divide one into five or six pieces: to six large mackrel you may take one ounce of beaten pepper, three large nutmegs, a little mace, and a handful of salt. Mix your salt and beaten spice together, then make two or three holes in each piece, and thrust the seasoning into the holes with your finger, rub the piece all over with the sea-

soning, fry them brown in oil, and let them stand till they are cold; then put them into vinegar, and cover them with oil. They will keep well covered a great while, and are delicious.

C H A P. XIV. Of P I C K L I N G.

To pickle walnuts green.

TAKE the largest and clearest you can get, pare them as thin as you can, have a tub of spring-water stand by you, and throw them in as you do them. Put into the water a pound of bay-salt, let them lie in the water twenty-four hours, take them out of the water, then put them into a stone jar, and between every layer of walnuts lay a layer of vine leaves at the bottom and top, and fill it up with cold vinegar. Let them stand all night, then pour that vinegar from them into a copper or bell-metal skillet, with a pound of bay-salt; set it on the fire, let it boil, then pour it hot on your nuts, tie them over with a woollen cloth, and let them stand a week; then pour that pickle away, rub your nuts clean with a piece of flannel; then put them again in your jar, with vine-leaves, as above, and boil fresh vinegar. Put into your pot to every gallon of vinegar, a nutmeg sliced, cut four large races of ginger, a quarter of an ounce of mace, the same of cloves, a quarter of an ounce of whole black pepper, the like of Ordingal pepper; then pour your vinegar boiling hot on your walnuts, and cover them with a woollen cloth. Let it stand three or four days, so do two or three times; when cold, put in half a pint of mustard-seed, a large stick of horse-raddish sliced, tie them down close with a bladder, and then with a leather. They will be fit to eat in a fortnight. Take a large onion, stick the cloves in, and lay in the middle of the pot. If you do them for keeping, don't boil your vinegar, but then they will not be fit to eat under six months; and the next year you may boil the pickle this way. They will keep two or three years good and firm.

To pickle walnuts white.

TAKE the largest nuts you can get, just before the shell begins to turn, pare them very thin till the white appears, and throw them into spring-water, with a handful of salt, as you do them. Let

Let them stand in that water six hours, lay on them a thin board to keep them under the water, then set a stew-pan on a charcoal fire, with clean spring-water, take your nuts out of the other water, and put them into the stew-pan. Let them simmer four or five minutes, but not boil; then have ready by you a pan of spring-water, with a handful of white salt in it, stir it with your hand till the salt is melted, then take your nuts out of the stew-pan with a wooden ladle, and put them into the cold water and salt. Let them stand a quarter of an hour, lay the board on them as before; if they are not kept under the liquor they will turn black, then lay them on a cloth, and cover them with another to dry; then carefully wipe them with a soft cloth, put them into your jar or glass, with some blades of mace and nutmeg sliced thin. Mix your spice between your nuts, and pour distilled vinegar over them; first let your glass be full of nuts, pour mutton fat over them, and tie a bladder, and then a leather.

To pickle walnuts black.

YOU must take large full-grown nuts at their full growth, before they are hard, lay them in salt and water; let them lie two days, then shift them into fresh water; let them lie two days longer, then shift them again, and let them lie three days; then take them out of the water, and put them into your pickling-pot. When the pot is half full, put in a large onion stuck with cloves. To a hundred of walnuts put in half a pint of mustard-seed, a quarter of an ounce of mace, half an ounce of black pepper, half an ounce of all-spice, six bay leaves, and a stick of horse-raddish; then fill your pot, and pour boiling vinegar over them. Cover them with a plate, and when they are cold tie them down with a bladder and leather, and they will be fit to eat in two or three months. The next year, if any remains, boil up your vinegar again, and skim it; when cold, pour it over your walnuts. This is by much the best pickle for use; therefore you may add more vinegar to it, what quantity you please. If you pickle a great many walnuts, and eat them fast, make your pickle for a hundred or two, the rest keep in a strong brine of salt and water boiled till it will bear an egg, and as your pot empties, fill them up with those in the salt and water. Take care they are covered with pickle.

In the same manner you may do a smaller quantity; but if you can get rap vinegar, use that instead of salt and water. Do them thus; put your nuts into the pot you intend to pickle them in, throw in a good handful of salt, and fill the pot with rap vine-

gar. Cover it close, and let them stand a fortnight; then pour them out of the pot, wipe it clean, and just rub the nuts with a coarse cloth, and then put them in the jar with the pickle, as above. If you have the best sugar-vinegar of your own making, you need not boil it the first year, but pour it on cold; and the next year, if any remains, boil it up again, skim it, put fresh spice to it, and it will do again.

To pickle gerkins.

TAKE what quantity of cucumbers you think fit, and put them in a stone jar, then take as much spring-water as you think will cover them: to every gallon of water put as much salt as will make it bear an egg; set it on the fire, and let it boil two or three minutes, then pour it on the cucumbers and cover them with a woollen cloth, and over that a pewter dish; tie them down close, and let them stand twenty-four hours, then take them out, lay them in a cloth, and another over them to dry them. When they are pretty dry, wipe your jar out with a dry cloth, put your cucumbers, and with them a little dill and fennel, a very small quantity. For the pickle, to every three quarts of vinegar one quart of spring-water, till you think you have enough to cover them; put in a little bay-salt and a little white salt, but not too much. To every gallon of pickle put one nutmeg cut in quarters, a quarter of an ounce of cloves, a quarter of an ounce of mace, a quarter of an ounce of whole pepper, and a large race of ginger sliced; boil all these together in a bell-metal or copper-pot, pour it boiling hot on your cucumbers, and cover them as before. Let them stand two days, then boil your pickle again, and pour it on as before; do so a third time; when they are cold cover them with a bladder and then a leather. Mind always to keep your pickles close covered, and never take them out with any thing but a wooden spoon, or one for the purpose. This pickle will do the next year, only boiling it up again.

You are to observe to put the spice in the jar with the cucumbers, and only boil the vinegar, water, and salt, and pour over them. The boiling of your spice in all pickles spoils them, and loses the fine flavour of the spice.

To pickle large cucumbers in slices.

TAKE the large cucumbers before they are too ripe, slice them the thickness of crown-pieces in a pewter-dish; to every dozen of cucumbers slice two large onions thin, and so on till you

you have filled your dish, with a handful of salt between every row; then cover them with another pewter dish, and let them stand twenty-four hours, then put them in a cullender, and let them drain very well; put them in a jar, cover them over with white wine vinegar, and let them stand four hours; pour the vinegar from them into a copper sauce-pan, and boil it with a little salt; put to the cucumbers a little mace, a little whole pepper, a large race of ginger sliced, and then pour the boiling vinegar on. Cover them close, and when they are cold, tie them down. They will be fit to eat in two or three days.

To pickle asparagus.

TAKE the largest asparagus you can get, cut off the white ends, and wash the green ends in spring-water, then put them in another clean water, and let them lie two or three hours in it; then have a large broad stew-pan full of spring-water, with a good large handful of salt; set it on the fire, and when it boils put in the grass, not tied up, but loose, and not too many at a time, for fear you break the heads. Just scald them, and no more, take them out with a broad skimmer, and lay them on a cloth to cool. Then for your pickle: to a gallon of vinegar put one quart of spring-water, and a handful of bay-salt; let them boil, then put your asparagus in your jar; to a gallon of pickle, two nutmegs, a quarter of an ounce of mace, the same of whole white pepper, and pour the pickle hot over them. Cover them with a linen cloth three or four times double, let them stand a week, and boil the pickle. Let them stand a week longer, boil the pickle again, and pour it on hot as before. When they are cold, cover them up close with a bladder and leather.

To pickle peaches.

TAKE your peaches when they are at their full growth, just before they turn to be ripe; be sure they are not bruised; then take spring-water, as much as you think will cover them, make it salt enough to bear an egg, with bay and common salt, an equal quantity each; then put in your peaches and lay a thin board over them to keep them under the water. Let them stand three days, and then take them out and wipe them very carefully with a fine soft cloth, and lay them in your glass or jar, then take as much white wine vinegar as will fill your glass or jar: to every gallon put one pint of the best well made mustard, two or three heads of garlick, a good deal of ginger sliced, half an ounce of cloves, mace, and nutmeg; mix your pickle well
S 4 together,

together, and pour over your peaches. Tie them close with a bladder and leather, they will be fit to eat in two months. You may with a fine penknife cut them across, take out the stone, fill them with made mustard and garlick, and horse raddish, and ginger; tie them together.

To pickle raddish-pods.

MAKE a strong pickle, with cold spring water and bay-salt, strong enough to bear an egg, then put your pods in, and lay a thin board on them, to keep them under water. Let them stand ten days, then drain them in a sieve, and lay them on a cloth to dry; then take white wine vinegar, as much as you think will cover them, boil it, and put your pods in a jar, with ginger, mace, cloves and Jamaica pepper. Pour your vinegar boiling hot on, cover them with a coarse cloth, three or four times double, that the steam may come through a little, and let them stand two days. Repeat this two or three times; when it is cold, put in a pint of mustard-seed, and some horse-raddish; cover it close.

To pickle French beans.

PICKLE your beans as you do the gerkins.

To pickle cauliflowers.

TAKE the largest and finest you can get, cut them in little pieces, or more properly, pull them into little pieces, pick the small leaves that grow in the flowers clean from them; then have a broad stew-pan on the fire with spring-water, and when it boils, put in your flowers, with a good handful of white salt, and just let them boil up very quick; be sure you don't let them boil above one minute; then take them out with a broad slice, lay them on a cloth and cover them with another, and let them lie till they are quite cold. Then put them in your wide-mouth'd bottles with two or three blades of mace in each bottle, and a nutmeg sliced thin; then fill up your bottles with distilled vinegar, cover them over with mutton fat, over that a bladder, and then a leather. Let them stand a month before you open them.

If you find the pickle taste sweet, as may be it will, pour off the vinegar, and put fresh in, the spice will do again. In a fortnight,

night,

night, they will be fit to eat. Observe to throw them out of the boiling water into cold, and then dry them.

To pickle beet-root.

SET a pot of spring-water on the fire; when it boils, put in your beets, and let them boil till they are tender, then peel them with a cloth, and lay them in a stone jar; take three quarts of vinegar, two of spring-water, and so do till you think you have enough to cover your beets. Put your vinegar and water in a pan, and salt to your taste; stir it well together, till the salt is all melted, then pour them on the beets, and cover it with a bladder, do not boil the pickle.

To pickle white plumbs.

TAKE the large white plumbs; and if they have stalks, let them remain on, and do them as you do your peaches.

To pickle nectarines and apricots.

THEY are done the same as the peaches. All these strong pickles will waste with the keeping; therefore you must fill them up with cold vinegar.

To pickle onions.

TAKE your onions when they are dry enough to lay up in your house, such as are about as big as a large walnut; or you may do some as small as you please. Take off only the outward dry coat, then boil them in one water without shifting, till they begin to grow tender; then drain them through a cullender, and let them cool; as soon as they are quite cold, slip off two outward coats or skins, slip them till they look white from each other, rub them gently with a fine soft linen-cloth, and lay them on a cloth to cool. When this is done, put them into wide-mouth'd glasses, with about six or eight bay-leaves. To a quart of onions, a quarter of an ounce of mace, two large races of ginger sliced; all these ingredients must be interspersed here and there, in the glasses among the onions; then boil to each quart of vinegar two ounces of bay-salt, skim it well as the scum rises, and let it stand till it is cold; then pour it into the glass, cover it close with a wet bladder dipped in vinegar, and tie them down. This will eat well, and look white. As the pickle wastes, fill them with cold vinegar.

To pickle lemons.

TAKE twelve lemons, scrape them with a piece of broken glass; then cut them cross in two, four parts downright, but not quite through, but that they will hang together; then put in as much salt as they will hold, rub them well, and strew them over with salt. Let them lie in an earthen dish for three days, and turn them every day; then slit an ounce of ginger very thin, and salted for three days, twelve cloves of garlick parboiled and salted three days, a small handful of mustard-seeds bruised and searched through a hair-sieve, and some red India pepper; take your lemons out of the salt, squeeze them very gently, put them into a jar, with the spice and ingredients, and cover them with the best white wine vinegar. Stop them up very close, and in a month's time they will be fit to eat.

To pickle mushrooms white.

TAKE small buttons, cut and prime them at the bottom, wash them with a bit of flannel through two or three waters, then set on the fire in a stew-pan spring-water, and a small handful of salt; when it boils, pour your mushrooms in. Let it boil three or four minutes; then throw them into a cullender, lay them on a linnen cloth quick, and cover them with another.

To make pickle for mushrooms.

TAKE a gallon of the best vinegar, put it into a cold still: to every gallon of vinegar put half a pound of bay-salt, a quarter of a pound of mace, a quarter of an ounce of cloves, a nutmeg cut into quarters, keep the top of the still covered with a wet cloth. As the cloth dries, put on a wet one; don't let the fire be too large, lest you burn the bottom of the still. Draw it as long as you taste the acid, and no longer. When you fill your bottles, put in your mushrooms, here and there put in a few blades of mace, and a slice of nutmeg; then fill the bottle with pickle, and melt some mutton fat, strain it, and pour over it. It will keep them better than oil.

You must put your nutmeg over the fire in a little vinegar, and give it a boil. While it is hot you may slice it as you please. When it is cold, it will not cut; for it will crack to pieces.

Note, In the 19th Chapter, at the end of the receipt for making vinegar, you will see the best way of pickling mushrooms, only they will not be so white.

To pickle Codlings.

WHEN you have greened them as you do your pippins, and they are quite cold, with a small scoop very carefully take off the eye as whole as you can, scoop out the core, put in a clove of garlick, fill it up with mustard seed, lay on the eye again, and put them in your glasses, with the eye uppermost. Put the same pickle as you do to the pippins, and tie them down close.

To pickle red currants.

THEY are done the same way as barberries.

To pickle fennel.

SET spring-water on the fire, with a handful of salt; when it boils, tie your fennel in bunches, put them into the water, just give them a scald, lay them on a cloth to dry; when cold, put in a glass, with a little mace and nutmeg, fill it with cold vinegar, lay a bit of green fennel on the top, and over that a bladder and leather.

To pickle grapes.

GET grapes at the full growth, but not ripe; cut them in small bunches fit for garnishing, put them in a stone-jar, with vine-leaves between every layer of grapes; then take as much spring-water as you think will cover them, put in a pound of bay-salt, and as much white salt as will make it bear an egg. Dry your bay-salt and pound it, it will melt the sooner, put it into a bell-metal, or copper-pot, boil it and skim it very well; as it boils, take all the black scum off, but not the white scum. When it has boiled a quarter of an hour, let it stand to cool and settle; when it is almost cold, pour the clear liquor on the grapes, lay vine leaves on the top, tie them down close with a linen cloth, and cover them with a dish. Let them stand twenty-four hours; then take them out, and lay them on a cloth, cover them over with another, let them be dried between the cloths, then take two quarts of vinegar, one quart of spring-water, and one pound of coarse sugar. Let it boil a little while, skim it as it boils very clean, let it stand till it is quite cold, dry your jar with a cloth, put fresh vine leaves at the bottom, and between every bunch of grapes, and on the top; then pour the clear off
the

the pickle on the grapes, fill your jar that the pickle may be above the grapes, tie a thin bit of board in a piece of flannel, lay it on the top of the jar, to keep the grapes under the pickle, tie them down with a bladder, and then a leather; take them out with a wooden spoon. Be sure to make pickle enough to cover them.

To pickle barberries.

TAKE of white-wine vinegar, and water, of each an equal quantity: to every quart of this liquor put in half a pound of fixpenny sugar, then pick the worst of your barberries, and put into this liquor, and the best into glasses; then boil your pickle with the worst of your barberries, and skim it very clean. Boil it till it looks of a fine colour, then let it stand to be cold before you strain; then strain it through a cloth, wringing it to get all the colour you can from the barberries. Let it stand to cool and settle, then pour it clear into the glasses in a little of the pickle, boil a little fennel; when cold, put a little bit at the top of the pot or glass, and cover it close with a bladder and leather. To every half pound of sugar put a quarter of a pound of white salt.

To pickle red cabbage.

SLICE the cabbage thin, put to it vinegar and salt, and an ounce of all-spice cold; cover it close, and keep it for use. It is a pickle of little use but for garnishing of dishes, fallads, and pickles, though some people are fond of it.

To pickle golden pippins.

TAKE the finest pippins you can get, free from spots and bruises, put them into a preserving pan of cold spring-water, and set them on a charcoal fire. Keep them turning with a wooden spoon, till they will peel; do not let them boil. When they are boiled, peel them, and put them into the water again, with a quarter of a pint of the best vinegar, and a quarter of an ounce of allum, cover them very close with a pewter-dish, and set them on the charcoal fire again, a slow fire not to boil. Let them stand, turning them now and then, till they look green, then take them out, and lay them on a cloth to cool; when cold make your pickle as for the peaches, only instead of made mustard, this must be mustard-seed whole. Cover them close, and keep them for use.

To pickle fertion-buds and limes; you pick them off the lime-trees in the summer.

TAKE new fertion-feeds or limes, pickle them when large, have ready vinegar, with what spice you please, throw them in, and stop the bottle close.

To pickle oysters, cockles, and mussels.

TAKE two hundred of oysters, the newest and best you can get, be careful to save the liquor in some pan as you open them, cut off the black verge, saving the rest, put them into their own liquor; then put all the liquor and oysters into a kettle, boil them about half an hour on a very gentle fire, do them very slowly, skimming them as the skum rises, then take them off the fire, take out the oysters, strain the liquor through a fine cloth, then put in the oysters again; then take out a pint of the liquor whilst it is hot, put thereto three quarters of an ounce of mace, and half an ounce of cloves. Just give it one boil, then put it to the oysters, and stir up the spices well among the oysters, then put in about a spoonful of salt, three quarters of a pint of the best white wine vinegar, and a quarter of an ounce of whole pepper; then let them stand till they be cold, then put the oysters, as many as you well can, into the barrel, put in as much liquor as the barrel will hold, letting them settle a while, and they will soon be fit to eat, or you may put them into stone jars, cover them close with a bladder and leather, and be sure they be quite cold before you cover them up. Thus do cockles and mussels, only this, cockles are small, and to this spice you must have at least two quarts, nor is there any thing to pick off them. Mussels you must have two quarts, take great care to pick the crab out under the tongue, and a little fus which grows at the root of the tongue. The two latter, cockles and mussels, must be washed in several waters, to clean them from the grit; put them in a stew-pan by themselves, cover them close, and when they are open, pick them out of the shells and strain the liquor.

To pickle young suckers, or young artichokes, before the leaves are hard.

TAKE young suckers, pare them very nicely, all the hard ends of the leaves and stalks, just scald them in salt and water, and when they are cold put them into little glass bottles, with two or three large blades of mace and a nutmeg sliced thin,
fill

fill them either with distilled vinegar, or the sugar vinegar of your own making, with half spring-water.

To pickle artichoke-bottoms.

BOIL artichokes till you can pull the leaves off, then take off the chokes, and cut them from the stalk; take great care you don't let the knife touch the top, throw them into salt and water for an hour, then take them out and lay them on a cloth to drain, then put them into large wide-mouth'd glasses, put a little mace and sliced nutmeg between, fill them either with distilled vinegar, or your sugar-vinegar and spring water; cover them with mutton fat fried, and tie them down with a bladder and leather.

To pickle samphire.

TAKE the samphire that is green, lay it in a clean pan, throw two or three handfuls of salt over, and cover it with spring-water. Let it lie twenty-four hours, then put it into a clean brass saucepan, throw in a handful of salt, and cover it with good vinegar. Cover the pan close, and set it over a very slow fire; let it stand till it is just green and crisp, then take it off in a moment, for if it stands to be soft it is spoiled; put it in your pickling pot, and cover it close. When it is cold, tie it down with a bladder and leather, and keep it for use. Or you may keep it all the year, in a very strong brine of salt and water, and throw it into vinegar just before you use it.

Elder-shoots, in imitation of bamboo.

TAKE the largest and youngest shoots of elder, which put out in the middle of May, the middle stalks are most tender and biggest; the small ones are not worth doing. Peel off the outward peel or skin, and lay them in a strong brine of salt and water for one night, then dry them in a cloth, piece by piece. In the mean time, make your pickle of half white wine, and half beer vinegar: to each quart of pickle you must put an ounce of white or red pepper, an ounce of ginger sliced, a little mace, and a few corns of Jamaica pepper. When the spice has boiled in the pickle, pour it hot upon the shoots, stop them close immediately, and set the jar two hours before the fire, turning it often. It is as good a way of greening pickles as often boiling; or you may boil the pickle two or three times, and pour it on boiling hot, just as you please. If you make the pickle of the
sugar-

sugar-vinegar, you must let one half be spring-water. You have the receipt for this vinegar in the 19th Chapter.

Rules to be observed in pickling.

ALWAYS use stone jars for all sorts of pickles that require hot pickle to them. The first charge is the least, for these not only last longer, but keep the pickle better; for vinegar and salt will penetrate through all earthen vessels, stone and glass is the only thing to keep pickles in. Be sure never to put your hands in to take pickles out, it will soon spoil it. The best is, to every pot tie a wooden spoon full of little holes, to take the pickles out with.

C H A P. XV.

Of making Cakes, &c.

To make a rich cake.

TAKE four pounds of flour well dried and sifted, seven pounds of currants washed and rubbed, six pounds of the best fresh butter, two pounds of Jordan almonds blanch'd, and beaten with orange flour water and sack till they are fine, then take four pounds of eggs, put half the whites away, three pounds of double-refined sugar beaten and sifted, a quarter of an ounce of mace, the same of cloves and cinnamon, three large nutmegs all beaten fine, a little ginger, half a pint of sack, half a pint of right French brandy, sweet-meats to your liking, they must be orange, lemon, and citron. Work your butter to a cream with your hands, before any of your ingredients are in, then put in your sugar and mix it well together; let your eggs be well beat and strained through a sieve, work in your almonds first, then put in your eggs, beat them altogether till they look white and thick, then put in your sack, brandy, and spices, shake your flour in by degrees, and when your oven is ready, put in your currants and sweet-meats as you put it in your hoop. It will take four hours baking in a quick oven. You must keep it beating with your hand all the while you are mixing of it, and when your currants are well washed and cleaned, let them be kept before the fire, so that they may go warm into your cake. This quantity will bake best in two hoops.

To ice a great cake.

TAKE the whites of twenty-four eggs, and a pound of double-refined sugar, beat and sifted fine; mix both together in a deep earthen pan, and with a whisk whisk it well for two or three hours together till it looks white and thick, then with a thin broad board or bunch of feathers spread it all over the top and sides of the cake; set it at a proper distance before a good clear fire, and keep turning it continually for fear of its changing colour; but a cool oven is best, and an hour will harden it. You may perfume the icing with what perfume you please.

To make a pound cake.

TAKE a pound of butter, beat it in an earthen pan with your hand one way, till it is like a fine thick cream, then have ready twelve eggs, but half the whites; beat them well, and beat them up with the butter, a pound of flour beat in it, a pound of sugar, and a few carraways. Beat it all well together for an hour with your hand, or a great wooden spoon, butter a pan and put it in, and then bake it an hour in a quick oven.

For change, you may put in a pound of currants clean washed and picked.

To make a cheap seed cake.

YOU must take half a peck of flour, a pound and a half of butter, put it in a sauce-pan with a pint of new milk, set it on the fire, take a pound of sugar, half an ounce of all-spice beat fine, and mix them with the flour. When the butter is melted, pour the milk and butter in the middle of the flour, and work it up like paste. Pour in with the milk half a pint of good ale yeast, set it before the fire to rise, just before it goes to the oven. Either put in some currants or carraway-seeds, and bake it in a quick oven. Make it into two cakes. They will take an hour and a half baking.

To make a butter cake.

YOU must take a dish of butter, and beat it like cream with your hands, two pounds of fine sugar well beat, three pounds of flour well dried, and mix them in with the butter, twenty-four eggs, leave out half the whites, and then beat all together for an hour. Just as you are going to put it into the oven, put in a
quarter

quarter of an ounce of mace, a nutmeg beat, a little sack or brandy, and seeds or currants, just as you please.

To make ginger-bread cakes.

TAKE three pounds of flour, one pound of sugar, one pound of butter rubbed in very fine, two ounces of ginger beat fine, a large nutmeg grated; then take a pound of treacle, a quarter of a pint of cream, make them warm together, and make up the bread stiff; roll it out, and make it up into thin cakes, cut them out with a tea-cup, or small glass, or roll them round like nuts, and bake them on tin plates in a slack oven.

To make a fine seed or saffron-cake.

YOU must take a quarter of a peck of fine flour, a pound and a half of butter, three ounces of carraway-seeds, six eggs beat well, a quarter of an ounce of cloves and mace beat together very fine, a pennyworth of cinnamon beat, a pound of sugar, a pennyworth of rose-water, a pennyworth of saffron, a pint and a half of yeast, and a quart of milk; mix it all together lightly with your hands thus: first boil your milk and butter, then skim off the butter, and mix it with your flour and a little of the milk; stir the yeast into the rest and strain it, mix it with the flour, put in your seed and spice, rose water, tincture of saffron, sugar, and eggs; beat it all up well with your hands lightly, and bake it in a hoop or pan, but be sure to butter the pan well. It will take an hour and a half in a quick oven. You may leave out the seed if you chuse it, and I think it rather better without it, but that you must do as you like.

To make a rich seed-cake, called the nun's cake.

YOU must take four pounds of the finest flour, and three pounds of double-refined sugar beaten and sifted; mix them together and dry them by the fire till you prepare your other materials. Take four pounds of butter, beat it with your hand till it is soft like cream, then beat thirty-five eggs, leave out sixteen whites, strain off your eggs from the treads, and beat them and the butter together till all appears like butter. Put in four or five spoonfuls of rose or orange-flower water, and beat again; then take your flour and sugar, with six ounces of carraway seeds, and strew them in by degrees, beating it up all the time for two hours together. You may put in as much tincture of cinnamon or amber-grease as you please; butter your hoop, and

let it stand three hours in a moderate oven. You must observe always, in beating of butter, to do it with a cool hand, and beat it always one way in a deep earthen dish.

To make pepper-cakes.

TAKE half a gill of sack, half a quarter of an ounce of whole white pepper, put it in and boil it together a quarter of an hour, then take the pepper out, and put in as much double-refined sugar as will make it like a paste, then drop it in what shape you please on plates, and let it dry itself.

To make Portugal cakes.

MIX into a pound of fine flour, a pound of loaf sugar beat and sifted, then rub it into a pound of pure sweet butter till it is thick like grated white bread, then put to it two spoonfuls of rose-water, two of sack, ten eggs, whip them very well with a whisk, then mix it into eight ounces of currants, mix'd all well together; butter the tin pans, fill them but half full, and bake them; if made without currants they will keep half a year; add a pound of almonds blanched, and beat with rose-water, as above, and leave out the flour. These are another sort and better.

To make a pretty cake.

TAKE five pounds of flour well dried, one pound of sugar, half an ounce of mace, as much nutmeg, beat your spice very fine, mix the sugar and spice in the flour, take twenty-two eggs, leave out six whites, beat them, put a pint of ale-yeast and the eggs in the flour, take two pounds and a half of fresh butter, a pint and half of cream, set the cream and butter over the fire, till the butter is melted, let it stand till it is blood-warm, before you put it into the flour set it an hour by the fire to rise, then put in seven pounds of currants, which must be plumped in half a pint of brandy, and three quarters of a pound of candied peels. It must be an hour and a quarter in the oven. You must put two pounds of chopped raisins in the flour, and a quarter of a pint of sack. When you put the currants in, bake it in a hoop.

To make ginger-bread.

TAKE three quarts of fine flour, two ounces of beaten ginger, a quarter of an ounce of nutmeg, cloves, and mace beat fine, but most of the last; mix all together, three quarters of a pound of fine sugar, two pounds of treacle, set it over the fire, but

but don't let it boil ; three quarters of a pound of butter melted in the treacle, and some candied lemon and orange-peel cut fine ; mix all these together well. An hour will bake it in a quick oven.

To make little fine cakes.

ONE pound of butter beaten to cream, a pound and a quarter of flour, a pound of fine sugar beat fine, a pound of currants clean washed and picked, six eggs, two whites left out, beat them fine, mix the flour, sugar, and eggs by degrees into the batter, beat it all well with both hands, either make it into little cakes or bake it in one.

Another sort of little cakes.

A POUND of flour, and half a pound of sugar, beat half a pound of butter with your hand, and mix them well together. Bake it in little cakes.

To make drop-biscuits.

TAKE eight eggs, and one pound of double-refined sugar beaten fine, twelve ounces of fine flour well dried, beat your eggs very well, then put in your sugar and beat it, and then your flour by degrees, beat it all very well together without ceasing ; your oven must be as hot as for halfpenny bread, then flour some sheets of tin, and drop your biscuits of what bigness you please, put them in the oven as fast as you can, and when you see them rise, watch them ; if they begin to colour take them out, and put in more, and if the first is not enough, put them in again. If they are right done, they will have a white ice on them. You may, if you chuse it, put in a few carraways ; when they are all baked, put them in the oven again to dry, then keep them in a very dry place.

To make common biscuits.

BEAT up six eggs, with a spoonful of rose-water and a spoonful of sack, then add a pound of fine powdered sugar, and a pound of flour ; mix them into the eggs by degrees, and an ounce of coriander-seeds, mix all well together, shape them on white thin paper, or tin moulds, in any form you please. Beat the white of an egg, with a feather rub them over, and dust fine sugar over them. Set them in an oven moderately heated, till they rise and come to a good colour, take them out ; and

when you have done with the oven, if you have no stove to dry them in, put them in the oven again, and let them stand all night to dry.

To make French biscuits.

HAVING a pair of clean scales ready, in one scale put three new-laid eggs, in the other scale put as much dried flour, an equal weight with the eggs, take out the flour, and as much fine powdered sugar; first beat the whites of the eggs up well with a whisk till they are of a fine froth, then whip in half an ounce of candied lemon-peel cut very thin and fine, and beat well: then by degrees whip in the flour and sugar, then slip in the yolks, and with a spoon temper it well together, then shape your biscuits on fine white paper with your spoon, and throw powdered sugar over them. Bake them in a moderate oven, not too hot, giving them a fine colour on the top. When they are baked, with a fine knife cut them off from the paper, and lay them in boxes for use.

To make mackerons.

TAKE a pound of almonds, let them be scalded, blanched, and thrown into cold water, then dry them in a cloth, and pound them in a mortar, moisten them with orange-flour water, or the white of an egg, lest they turn to oil; afterwards take an equal quantity of fine powder sugar, with three or four whites of eggs, and a little musk, beat all well together, and shape them on a wafer paper with a spoon round. Bake them in a gentle oven on tin plates.

To make Shrewsbury cakes.

TAKE two pounds of flour, a pound of sugar finely searched, mix them together (take out a quarter of a pound to roll them in) take four eggs beat, four spoonfuls of cream, and two spoonfuls of rose-water, beat them well together, and mix them with the flour into a paste, roll them into thin cakes, and bake them in a quick oven.

To make madling cakes.

TO a quarter of a peck of flour well dried at the fire, add two pounds of mutton sewet tried and strained clear off; when it is a little cool, mix it well with the flour, some salt, and a
very

very little all-spice beat fine; take half a pint of good yeast, and put in half a pint of water, stir it well together, strain it, and mix up your flour into a paste of a moderate stiffness. You must add as much cold water as will make the paste of a right order: make it into cakes about the thickness and bigness of an oat-cake: have ready some currants clean washed and picked, strew some just in the middle of your cakes between your dough, so that none can be seen till the cake is broke. You may leave the currants out, if you don't chuse them.

To make light wigs.

TAKE a pound and a half of flour, and half a pint of milk made warm, mix these together, cover it up, and let it lie by the fire half an hour; then take half a pound of sugar, and half a pound of butter, then work these into a paste and make it into wigs, with as little flour as possible. Let the oven be pretty quick, and they will rise very much. Mind to mix a quarter of a pint of good ale yeast in milk.

To make very good wigs.

TAKE a quarter of a peck of the finest flour, rub it into three quarters of a pound of fresh butter till it is like grated bread, somthing more than half a pound of sugar, half a nutmeg, half a race of ginger grated, three eggs, yolks and whites beat very well, and put to them half a pint of thick ale yeast, three or four spoonfuls of sack, make a hole in the flour, and pour in your yeast and eggs, as much milk, just warm, as will make it into a light paste. Let it stand before the fire to rise half an hour, then make it into a dozen and a half of wigs, wash them over with egg just as they go into the oven. A quick oven and half an hour will bake them.

To make buns.

TAKE two pounds of fine flour, a pint of good ale yeast, put a little sack in the yeast, and three eggs beaten, knead all these together with a little warm milk, a little nutmeg, and a little salt; then lay it before the fire till it rises very light, then knead in a pound of fresh butter, a pound of rough carraway-comfits, and bake them in a quick oven, in what shape you please, on floured paper.

To make little plumb cakes.

TAKE two pounds of flour dried in the oven, or at a great fire, and half a pound of sugar finely powdered, four yolks of eggs, two whites, half a pound of butter washed with rose-water, six spoonfuls of cream warmed, a pound and a half of currants unwashed, but picked and rubbed very clean in a cloth; mix it all well together, then make them up into cakes, bake them in an oven almost as hot as for a manchet, and let them stand half an hour till they are coloured on both sides, then take down the oven-lid, and let them stand to soak. You must rub the butter into the flour very well, then the egg and cream, and then the currants.

C H A P. XVI.

Of cheesecakes, creams, jellies, whip-syllabubs, &c.

To make fine cheesecakes.

TAKE a pint of cream, warm it, and put it to five quarts of milk warm from the cow, then put runnet to it, and just give it a stir about; and when it is come, put the curd in a linen-bag or cloth, let it drain well away from the whey, but do not squeeze it much; then put it in a mortar, and break the curd as fine as butter, then put to your curd half a pound of sweet almonds blanched and beat exceeding fine, and half a pound of mackerons beat very fine. If you have no mackerons, get Naples biscuits, then add to it the yolks of nine eggs beaten, a whole nutmeg grated, two perfumed plumbs, dissolved in rose or orange-flower water, half a pound of fine sugar; mix all well together, then melt a pound and a quarter of butter, and stir it well in it, and half a pound of currants plumped, to let stand to cool till you use it, then make your puff-paste thus: take a pound of fine flour, wet it with cold water, roll it out, put into it by degrees a pound of fresh butter, and shake a little flour on each coat as you roll it. Make it just as you use it.

You

You may leave out the currants for change, nor need you put in the perfumed plumbs, if you dislike them; and for variety, when you make them of mackerons, put in as much tincture of saffron as will give them a high colour, but no currants. This we call saffron cheesecakes; the other without currants, almond cheesecakes; with currants, fine cheesecakes; with mackerons, mackeron cheesecakes.

To make lemon cheesecakes.

TAKE the peel of two large lemons, boil it very tender, then pound it well in a mortar, with a quarter of a pound or more of loaf sugar, the yolks of six eggs, and a half a pound of fresh butter; pound and mix all well together, lay a puff-paste in your patty-pans, fill them half full, and bake them. Orange cheesecakes are done the same way, only you boil the peel in two or three waters, to take out the bitterness.

A second sort of lemon cheesecakes.

TAKE two large lemons, grate off the peel of both, and squeeze out the juice of one, and add to it half a pound of double-refined sugar, twelve yolks of eggs, eight whites well beaten, then melt half a pound of butter, in four or five spoonfuls of cream, then stir it all together, and set it over the fire, stirring it till it begins to be pretty thick; then take it off, and when it is cold, fill your patty-pans little more than half full. Put a paste very thin at the bottom of your patty-pans. Half an hour, with a quick oven, will bake them.

To make almond cheesecakes.

TAKE half a pound of Jordan almonds, and lay them in cold water all night; the next morning blanch them into cold water, then take them out, and dry them in a clean cloth, beat them very fine in a little orange-flower water, then take six eggs, leave out four whites, beat them and strain them, then half a pound of white sugar, with a little beaten mace; beat them well together in a marble mortar, take ten ounces of good fresh butter, melt it, a little grated lemon-peel, and put them in the mortar with the other ingredients; mix all well together, and fill your patty-pans.

To make fairy butter.

TAKE the yolks of two hard eggs, and beat them in a marble mortar, with a large spoonful of orange-flower water, and two tea spoonfuls of fine sugar beat to powder, beat this all together till it is a fine paste, then mix it up with about as much fresh butter out of the churn, and force it through a fine strainer full of little holes into a plate. This is a pretty thing to set off a table at supper.

To make almond custards.

TAKE a pint of cream, blanch and beat a quarter of a pound of almonds fine, with two spoonfuls of rose-water. Sweeten it to your palate; beat up the yolks of four eggs, stir all together one way over the fire till it is thick, then pour it out into cups. Or you may bake it in little china cups.

To make baked custards.

ONE pint of cream boiled with mace and cinnamon; when cold take four eggs, two whites left out, a little rose and orange-flower water and sack, nutmeg and sugar to your palate; mix them well together, and bake them in china cups.

To make plain custards.

TAKE a quart of new milk, sweeten it to your taste, grate in a little nutmeg, beat up eight eggs, leave out half the whites, beat them up well, stir them into the milk, and bake it in china basons, or put them in a deep china-dish; have a kettle of water boiling, set the cup in, let the water come above half way, but don't let it boil too fast for fear of its getting into the cups. You may add a little rose-water.

To make orange butter.

TAKE the yolks of ten eggs beat very well, half a pint of Rhenish, six ounces of sugar, and the juice of three sweet oranges; set them over a gentle fire, stirring them one way till it is thick. When you take it off, stir in a piece of butter as big as a large walnut.

To make steeple cream.

TAKE five ounces of hartshorn, and two ounces of ivory, and put them in a stone bottle, fill it up with fair water to the neck, put in a small quantity of gum arabick, and gum dragon; then tie up the bottle very close, and set it into a pot of water, with hay at the bottom. Let it stand six hours, then take it out, and let it stand an hour before you open it, lest it fly in your face; then strain it, and it will be a strong jelly, then take a pound of blanched almonds, beat them very fine, mix it with a pint of thick cream, and let it stand a little; then strain it out, and mix it with a pound of jelly, set it over the fire till it is scalding hot, sweeten it to your taste with double refined sugar, then take it off, put in a little amber, and pour it into small high gallipots, like a sugar-loaf at top; when it is cold, turn them, and lay cold whipt-cream about them in heaps. Be sure it does not boil when the cream is in.

Lemon cream.

TAKE five large lemons, pare them as thin as possible, steep them all night in twenty spoonfuls of spring-water, with the juice of the lemons, then strain it through a jelly-bag into a silver sauce-pan, if you have one, the whites of six eggs beat well, ten ounces of doubled refined sugar, set it over a very slow charcoal fire, stir all the time one way, skim it, and when it is as hot as you can bear your fingers in, pour it into glasses.

A second lemon cream.

TAKE the juice of four large lemons, half a pint of water, a pound of double-refined sugar beaten fine, the whites of seven eggs, and the yolk of one beaten very well, mix all together, strain it, and set it on a gentle fire, stirring it all the while, and scum it clean, put into it the peel of one lemon, when it is very hot, but don't boil, take out the lemon-peel, and pour it into china dishes. You must observe to keep it stirring one way all the time it is over the fire.

Jelly of cream.

TAKE four ounces of hartshorn, put it on in three pints of water, let it boil till it is a stiff jelly, which you will know by taking a little in a spoon to cool; then strain it off, and add to it half a pint of cream, two spoonfuls of rose-water, two spoonfuls of sack, and sweeten it to your taste; then give it a gentle boil, but keep stirring it all the time, or it will curdle; then take it off, and stir it till it is cold; then put it into broad bottom cups, let them stand all night, and turn them out into a dish; take half a pint of cream, two spoonfuls of rose-water, and as much sack, sweeten it to your palate, and pour over them.

To make orange cream.

TAKE a pint of juice of seville oranges, and put to it the yolks of six eggs, the whites of but four, beat the eggs very well, and strain them and the juice together; add to it a pound of double-refined sugar, beaten and sifted; set all those together on a soft fire, and put the peel of half an orange to it, keep it stirring all the while one way. When it is almost ready to boil, take out the orange-peel, and pour out the cream into glasses, or china dishes.

To make gooseberry cream.

TAKE two quarts of gooseberries, put to them as much water as will cover them, scald them, and then run them thro' a sieve with a spoon: to a quart of the pulp you must have six eggs well beaten; and when the pulp is hot, put in an ounce of fresh butter, sweeten it to your taste, put in your eggs, and stir them over a gentle fire till they grow thick, then set it by; and when it is almost cold, put into it two spoonfuls of juice of spinach, and a spoonful of orange-flower water or sack; stir it well together, and put it into your bason. When it is cold, serve it to the table.

To make barley cream.

TAKE a small quantity of pearl-barley, boil it in milk and water till it is tender, then strain the liquor from it, put your barley into a quart of cream, and let it boil a little,

little, then take the whites of five eggs and the yolk of one, beaten with a spoonful of fine flour, and two spoonfuls of orange-flower water; then take the cream off the fire, and mix in the eggs by degrees, and set it over the fire again to thicken. Sweeten to your taste, pour it into basons, and when it is cold serve it up.

To make blanched cream.

TAKE a quart of the thickest sweet cream you can get, season it with fine sugar and orange-flower water, and boil it; then beat the whites of twenty eggs, with a little cold cream, take out the red-les, which you must do by straining it after it is beat, and when the cream is on the fire and boils, pour in your eggs, stirring it all the time one way till it comes to a thick curd, then take it up and pass through a hair-sieve, then beat it very well with a spoon till cold, and put it into dishes for use.

To make almond cream.

TAKE a quart of cream, boil it with half a nutmeg grated, a blade or two of mace, a bit of lemon-peel, and sweeten to your taste: then blanch a quarter of a pound of almonds, beat them very fine, with a spoonful of rose or orange-flower water, take the whites of nine eggs well beat, and strain them to your almonds, beat them together, rub very well through a coarse hair sieve; mix all together with your cream, set it on the fire, stir it all one way all the time till it boils, pour it into your cups or dishes, and when it is cold serve it up.

To make a fine cream.

TAKE a pint of cream, sweeten it to your palate, grate a little nutmeg, put in a spoonful of orange-flower water and rose water, and two spoonfuls of sack, beat up four eggs, but two whites; stir it all together one way over the fire till it is thick, have cups ready, and pour it in.

To make ratafia cream.

TAKE six large laurel leaves, boil them in a quart of thick cream: when it is boiled throw away the leaves, beat the yolks of five eggs with a little cold cream, and sugar to your taste, then thicken the cream with your eggs, set it over the fire again, but don't let it boil, keep it stirring all the while one way, and pour it into china dishes; when it is cold it is fit for use.

To make whipt cream.

TAKE a quart of thick cream, and the whites of eight eggs beat well, with half a pint of sack; mix it together, and sweeten it to your taste with double refined sugar. You may perfume it, if you please, with a little musk or amber-grease tied in a rag, and steeped a little in the cream, whip it up with a whisk, and some lemon-peel tied in the middle of the whisk; take the froth with a spoon, and lay it in your glasses or basons. This does well over a fine tart.

To make whipt syllabubs.

TAKE a quart of thick cream, and half a pint of sack, the juice of two Seville oranges or lemons, grate in the peel of two lemons, half a pound of double refined sugar, pour it into a broad earthen pan, and whisk it well; but first sweeten some red wine or sack, and fill your glasses as full as you chuse; then as the froth rises take it off with a spoon, and lay it carefully into your glasses till they are as full as they will hold. Don't make these long before you use them. Many use cyder sweetened, or any wine you please, or lemon, or orange whey made thus; squeeze the juice of a lemon or orange into a quarter of a pint of milk, when the curd is hard, pour the whey clear off, and sweeten it to your palate. You may colour some with the juice of spinach, some with saffron, and some with cochineal, just as you fancy.

To make everlasting syllabubs.

TAKE five half pints of thick cream, half a pint of Rhenish, half a pint of sack, and the juice of two large Seville oranges; grate in just the yellow rind of three lemons, and a pound of double-refined sugar well beat and sifted; mix all together with a spoonful of orange-flower water; beat it well together with a whisk half an hour, then with a spoon fill your glasses. These will keep above a week, and is better made the day before. The best way to whip syllabub is, have a fine large chocolate mill, which you must keep on purpose, and a large deep bowl to mill them in. It is both quicker done, and the froth stronger. For the thin that is left at the botom, have ready some calf's foot jelly boiled and clarified, there must be nothing but the calf's foot boiled to a hard jelly: when cold, take off the fat, clear it with the whites of eggs, run it through a flannel bag, and mix it with the clear, which you saved of the syllabubs. Sweeten it to your palate, and give it a boil; then pour it into basons, or what you please. When cold, turn it out, and it is a fine flummery.

To make a trifle.

COVER the bottom of your dish or bowl with Naples biscuits broke in pieces, mackeroons broke in halves, and ratafia cakes. Just wet them all through with sack, then make a good boiled custard not too thick, and when cold pour it over it, then put a syllabub over that. You may garnish it with ratafia cakes, currant jelly, and flowers.

To make hartshorn jelly.

BOIL half a pound of hartshorn in three quarts of water over a gentle fire, till it becomes a jelly. If you take out a little to cool, and it hangs on the spoon, it is enough. Strain it while it is hot, put it in a well-tinned sauce-pan, put to it a pint of Rhenish wine, and a quarter of a pound of loaf sugar; beat the whites of four eggs or more to a froth, stir it all together that the whites mix well with the jelly, and pour it in, as if you were cooling it. Let it boil for two or three minutes, then put in the juice of three or four lemons; let it boil a minute or two longer. When it is finely curdled, and of a pure white colour, have ready a swanskin jelly bag over a china bason, pour in your jelly, and pour back again till it is as clear as rock water; then set a very clean china bason under, have your glasses as clean as possible, and with a clean spoon fill your glasses. Have ready some thin rhind of the lemons, and when you have filled half your glasses throw your peel into the bason; and when the jelly is all run out of the bag, with a clean spoon fill the rest of the glasses, and they will look of a fine amber colour. Now in putting in the ingredients there is no certain rule. You must put in lemon and sugar to your palate. Most people love them sweet; and indeed they are good for nothing unless they are.

To make ribband jelly.

TAKE out the great bones of four calves feet, put the feet into a pot with ten quarts of water, three ounces of hartshorn, three ounces of isinglass, a nutmeg quartered, and four blades of mace; then boil this till it comes to two quarts, strain it through a flannel bag, let it stand twenty-four hours, then scrape off all the fat from the top very clean, then slice it, put to it the whites of six eggs beaten to a froth, boil it a little, and strain it again through a flannel bag, then run the jelly into little high glasses, run every colour as thick as your finger, one colour must be thorough cold before you put another on, and that
you

you put on must not be but blood-warm, for fear it mix together. You must colour red with cochineal, green with spinach, yellow with saffron, blue with syrup of violets, white with thick cream, and sometimes the jelly by itself. You may add orange-flower water, or wine and sugar, and lemon, if you please; but this is all fancy.

To make calves feet jelly.

BOIL two calves feet in a gallon of water till it comes to a quart, then strain it, let it stand till cold, skim off all the fat clean, and take the jelly up clean. If there is any settling in the bottom, leave it; put the jelly into a sauce-pan, with a pint of mountain wine, half a pound of loaf sugar, the juice of four large lemons, beat up six or eight whites of eggs with a whisk, then put them into a sauce-pan, and stir all together well till it boils. Let it boil a few minutes. Have ready a large flannel bag, pour it in, it will run through quick, pour it in again till it runs clear, then have ready a large china basin, with the lemon-peels cut as thin as possible, let the jelly run into that basin, and the peels both give it a fine amber colour, and also a flavour; with a clean silver spoon fill your glasses.

To make currant jelly.

STRIP the currants from the stalks, put them in a stone jar, stop it close, set it in a kettle of boiling water half-way the jar, let it boil half an hour, take it out and strain the juice through a coarse hair-sieve; to a pint of juice put a pound of sugar, set it over a fine quick clear fire in your preserving-pan or bell-metal skillet; keep stirring it all the time till the sugar is melted, then skim the scum off as fast as it rises. When your jelly is very clear and fine, pour it into gallipots; when cold, cut white paper just the bigness of the top of the pot and lay on the jelly, dip those papers in brandy, then cover the top close with white paper, and prick it full of holes; set it in a dry place, put some into glasses, and paper them.

To make raspberry giam.

TAKE a pint of this currant jelly, and a quart of raspberries, bruise them well together, set them over a slow fire, keeping them stirring all the time till it boils. Let it boil five or six minutes, pour it into your gallipots, paper as you do the currant jelly, and keep it for use. They will keep for two or three years, and have the full flavour of the raspberry.

To make hartshorn slummary.

BOIL half a pound of the shavings of hartshorn in three pints of water till it comes to a pint, then strain it through a sieve into a bason, and set it by to cool; then set it over the fire, let it just melt, and put to it half a pint of thick cream, scalded and grown cold again, a quarter of a pint of white wine, and two spoonfuls of orange-flower water; sweeten it with sugar, and beat it for an hour and a half, or it will not mix well, nor look well; dip your cups in water before you put in the slummary, or else it will not turn out well. It is best when it stands a day or two before you turn it out. When you serve it up, turn it out of the cups, and stick blanched almonds cut in long narrow bits on the top. You may eat them either with wine or cream.

A second way to make hartshorn slummary.

TAKE three ounces of hartshorn, and put to it two quarts of spring-water, let it simmer over the fire six or seven hours, till half the water is consumed, or else put it in a jug, and set it in the oven with household bread, then strain it through a sieve, and beat half a pound of almonds very fine, with some orange-flower water in the beating; when they are beat, mix a little of your jelly with it and some fine sugar; strain it out and mix it with your other jelly, stir it together till it is little more than blood-warm, then pour it into half-pint basons or dishes for the purpose, and fill them but half full. When you use them, turn them out of the dish as you do slummary. If it does not come out clean, set your bason a minute or two in warm water. You may stick almonds in or not, just as you please. Eat it with wine and sugar. Or make your jelly this way: put six ounces of hartshorn in a glazed jug with a long neck, and put to it three pints of soft water, cover the top of the jug close, and put a weight on it to keep it steady; set it in a pot or kettle of water twenty-four hours, let it not boil, but be scalding hot, then strain it out and make your jelly.

To make oatmeal slummary.

GET some oatmeal, put it into a broad deep pan, then cover it with water, stir it together, and let it stand twelve hours, then pour off that water clear, and put on a good deal of fresh water, shift it again in twelve hours, and so on in twelve more; then pour off the water clear, and strain the oatmeal through a
coarse

coarse hair-sieve, and pour it into a sauce-pan, keeping it stirring all the time with a stick till it boils and is very thick; then pour it into dishes; when cold turn it into plates, and eat it with what you please, either wine and sugar, or beer and sugar, or milk. It eats very pretty with cyder and sugar.

You must observe to put a great deal of water to the oatmeal, and when you pour off the last water, pour on just enough fresh as to stain the oatmeal well. Some let it stand forty eight hours, some three days, shifting the water every twelve hours; but that is as you love it for sweetness or tartness. Grotes once cut does better than oatmeal. Mind to stir it together when you put in fresh water.

To make a fine syllabub from the cow.

MAKE your syllabub of either cyder or wine, sweeten it pretty sweet, and grate nutmeg in, then milk the milk into the liquor; when this is done, pour over the top half a pint or a pint of cream, according to the quantity of syllabub you make.

You may make this syllabub at home, only have new milk; make it as hot as milk from the cow, and out of a tea-pot, or any such thing, pour it in holding your hand very high.

To make a hedge-hog.

TAKE two pounds of blanched almonds, beat them well in a mortar, with a little canary and orange-flower water, to keep them from oiling. Make them into stiff paste, then beat in the yolks of twelve eggs, leave out five of the whites, put to it a pint of cream, sweetened with sugar, put in half a pound of sweet butter melted, set it on a furnace or slow fire, and keep it constantly stirring, till it is stiff enough to be made in the form of a hedge-hog; then stick it full of blanched almonds, slit and stuck up like the bristles of a hedge-hog, then put it into a dish, take a pint of cream and the yolks of four eggs beat up, sweetened with sugar to your palate. Stir them together over a slow fire till it is quite hot, then pour it round the hedge-hog in a dish, and let it stand till it is cold, and serve it up. Or a rich calf's foot jelly made clear and good, and pour it into the dish round the hedge-hog; and when it is cold, it looks pretty, and makes a pretty dish: or it looks pretty in the middle of a table for supper.

To make French flummery.

YOU must take a quart of cream and half an ounce of ising-glass, beat it fine, and stir it into the cream. Let it boil softly over a slow fire a quarter of an hour, keep it stirring all the time; then take it off the fire, sweeten it to your palate, and put in a spoonful of rose-water and a spoonful of orange-flower water; strain it and pour it into a glass or basin, or just what you please, and when it is cold, turn it out. It makes a fine side-dish. You may eat it with cream, wine, or what you please. Lay round it baked pears. It both looks very pretty, and eats fine.

A buttered tort.

TAKE eight or ten large codlings, and scald them, when cold skin them, take the pulp and beat it as fine as you can with a silver spoon, then mix in the yolks of six eggs and the whites of four beat all well together, a Seville orange, squeeze in the juice, and shred the rind as fine as possible, with some grated nutmeg and sugar to your taste; melt some fine fresh butter, and beat up with it according as it wants, till it is all like a fine thick cream, then make a fine puff-paste, have a large tin-patty that will just hold it, cover the patty with the paste, and pour in the ingredients. Don't put any cover on, bake it in a quarter of an hour, then slip it out of the patty on a dish, and throw fine sugar well beat all over it. It is a very pretty side-dish for a second course. You may make this of any large apples you please.

Moon-shine.

FIRST have a piece of tin, made in the shape of a half-moon, as deep as a half-pint basin, and one in the shape of a large star, and two or three lesser ones. Boil two calves feet in a gallon of water till it comes to a quart, then strain it off, and when cold skim off all the fat, take half the jelly, and sweeten it with sugar to your palate, beat up the whites of four eggs, stir all together over a slow fire till it boils, then run it through a flannel bag till clear, put it in a clean sauce-pan, and take an ounce of sweet almonds blanched and beat very fine in a marble mortar, with two spoonfuls of rose-water and two of orange-flower water; then strain it through a coarse cloth, mix it with the jelly, stir in four large spoonfuls of thick cream, stir it all together till it boils, then have ready the dish you intend it for,

lay the tin in the shape of a half-moon in the middle, and the stars round it ; lay little weights on the tin to keep them in the places you would have them lie, then pour in the above blanc-manger into the dish, and when it is quite cold take out the tin things, and mix the other half of the jelly with half a pint of good white wine and the juice of two or three lemons, with loaf sugar enough to make it sweet, and the whites of eight eggs beat fine ; stir it all together over a slow fire till it boils, then run it through a flannel bag till it is quite clear, in a china basin, and very carefully fill up the places where you took the tin out ; let it stand till cold, and send it to table.

Note, You may for change fill the dish with a fine thick almond custard ; and when it is cold, fill up the half-moon and stars with a clear jelly.

The floating island, a pretty dish for the middle of a table at a second course, or for supper.

YOU may take a soup-dish, according to the size and quantity you would make, but a pretty deep glass dish is best, and set it on a china dish ; first take a quart of the thickest cream you can get, make it pretty sweet with fine sugar, pour in a gill of sack, grate the yellow rind of a lemon in, and mill the cream till it is all of a thick froth, then as carefully as you can pour the thin from the froth into a dish ; take a French roll, or as many as you want, cut it as thin as you can, lay a layer of that as light as possible on the cream, then a layer of currant jelly, then a very thin layer of roll, and then hartshorn jelly, then French roll, and over that whip your froth which you saved off the cream very well milled up, and lay at top as high as you can heap it ; and as for the rim of the dish, set it round with fruit or sweetmeats, according to your fancy. This looks very pretty in the middle of a table with candles round it, and you may make it of as many different colours as you fancy, and according to what jellies and giams or sweetmeats you have ; or at the bottom of your dish you may put the thickest cream you can get ; but that is as you fancy.

C H A P. XVII.

Of made-wines, brewing, French bread, &c.

To make raisin wine.

TAKE two hundred of raisins, stalks and all, and put them into a large hoghead, fill it up with water, let them steep a fortnight, stirring them every day; then pour off all the liquor, and dress the raisins. Put both liquors together in a nice clean vessel that will just hold it, for it must be full; let it stand till it has done hissing, or making the least noise, then stop it close and let it stand six months. Peg it, and if you find it quite clear rack it off into another vessel; stop it close, and let it stand three months longer; then bottle it, and when you use it, rack it off into a decanter.

To make elder wine.

PICK the elder berries when full ripe, put them into a stone jar, and set them in the oven, or a kettle of boiling water till the jar is hot through; then take them out and strain them through a coarse cloth, wringing the berries, and put the juice into a clean kettle: to every quart of juice put a pound of fine Lisbon sugar, let it boil and skim it well. When it is clear and fine, pour it into a jar; when cold, cover it close, and keep it till you make raisin wine: then when you tun your wine, to every gallon of wine put half a pint of the elder syrup.

To make orange wine.

TAKE twelve pounds of the best powder sugar, with the whites of eight or ten eggs well beaten, into six gallons of spring-water, and boil it three quarters of an hour. When it is cold, put into it six spoonfuls of yeast, and also the juice of twelve lemons, which being pared must stand with two pounds of white sugar in a tankard, and in the morning skim off the top, and then put it into the water: then add the juice and rinds of fifty oranges, but not the white part of the rinds, and so let it work all together two days and two nights; then add two quarts of Rhenish or white wine, and put it into your vessel.

To make orange wine with raisins.

TAKE thirty pounds of new Malaga raisins picked clean, chop them small, you must have twenty large Seville oranges, ten of them you must pare as thin as for preserving; boil about eight gallons of soft water till a third part be consumed, let it cool a

little, then put five gallons of it hot upon your raisins and orange-peel, stir it well together, cover it up, and when it is cold let it stand five days, stirring it up once or twice a day, then pass it thro' a hair-sieve, and with a spoon press it as dry as you can, put it in a runlet fit for it, and put to it the rinds of the other ten oranges, cut as thin as the first; then make a syrup of the juice of twenty oranges, with a pound of white sugar. It must be made the day before you tun it up; stir it well together, and stop it close; let it stand two months to clear, then bottle it up. It will keep three years, and is the better for keeping.

To make elder-flower wine, very like Frontinac.

TAKE six gallons of spring-water, twelve pounds of white sugar, six pounds of raisins of the sun chopped. Boil these together one hour, then take the flowers of elder, when they are falling, and rub them off to the quantity of half a peck. When the liquor is cold, put them in, the next day put in the juice of three lemons, and four spoonfuls of good ale yeast. Let it stand covered up two days, then strain it off, and put it in a vessel fit for it. To every gallon of wine put a quart of Rhenish, and put your bung lightly on a fortnight, then stop it down close. Let it stand six months; and if you find it is fine, bottle it off.

To make gooseberry wine.

GATHER your gooseberries in dry weather, when they are half ripe, pick them, and bruise a peck in a tub, with a wooden mallet; then take a horse-hair cloth, and press them as much as possible, without breaking the seeds. When you have pressed out all the juice, to every gallon of gooseberries put three pounds of fine dry powder-sugar, stir it all together till the sugar is all dissolved, then put it in a vessel or cask, which must be quite full. If ten or twelve gallons, let it stand a fortnight; if a twenty gallon cask, let it stand five weeks. Set it in a cool place, then draw it off from the lees, clear the vessel of the lees and pour in the clear liquor again. If it be a ten gallon cask, let it stand three months; if a twenty gallon, four or five months, then bottle it off.

To make currant wine.

GATHER your currants of a fine dry day, when the fruit is full ripe, strip them, put them in a large pan, and bruise them with a wooden pestle till they are all bruised. Let them stand in a pan or tub twenty-four hours to soment; then run it through a hair-sieve, and don't let your hand touch your liquor. To every gallon of this liquor put two pounds and a
half

half of white sugar, stir it well together, and put it into your vessel. To every six gallons put in a quart of brandy, and let it stand six weeks. If it is fine, bottle it; if it is not, draw it off as clear as you can, into another vessel, or large bottles; and in a fortnight, bottle it in small bottles.

To make cherry wine.

PULL your cherries when full ripe off the stalks, and press them thro' a hair-sive. To every gallon of liquor put two pounds of lump sugar beat fine, stir it together and put it into a vessel, it must be full; when it has done working and making any noise, stop it close for three months, and bottle it off.

To make birch wine.

THE season for procuring the liquor from the birch-trees is in the beginning of March, while the sap is rising, and before the leaves shoot out; for when the sap is come forward, and the leaves appear, the juice, by being long digested in the bark, grows thick and coloured, which before was thin and clear.

The method of procuring the juice is, by boring holes in the body of the tree, and putting in fosslets, which are commonly made of the branches of elder, the pith being taken out. You may without hurting the tree, if large, tap it in several places, four or five at a time, and by that means save from a good many trees several gallons every day; if you have not enough in one day, the bottles in which it drops must be cork'd close, and rosin'd or waxed; however, make use of it as soon as you can.

Take the sap and boil it as long as any scum rises, skimming it all the time: to every gallon of liquor put four pounds of good sugar, the thin peel of a lemon, boil it afterwards half an hour, skimming it very well, pour it into a clean tub, and when it is almost cold, set it to work with yeast spread upon a toast, let it stand five or six days, stirring it often; then take such a cask as will hold the liquor, fire a large match dipt in brimstone, and throw it into the cask, stop it close till the match is extinguished, tun your wine, lay the bung on light till you find it has done working; stop it close, and keep it three months, then bottle it off.

To make quince wine.

GATHER the quinces when dry and full ripe; take twenty large quinces, wipe them clean with a coarse cloth, and grate them with a large grate or rasp as near the core as you can, but none of the core; boil a gallon of spring-water, throw in your quinces, let it boil softly about a quarter of an hour, then strain them well into an earthen pan on two pounds of double-

refined sugar, pare the peel of two large lemons, throw in and squeeze the juice in thro' a sieve, stir it about till it is very cool, then toast a little bit of bread very thin and brown, rub a little yeast on it, let it stand close covered twenty-four hours, then take out the toast and lemon, put it up in a cask, keep it three months, and then bottle it. If you make a twenty gallon cask, let it stand six months before you bottle it; when you strain your quinces, you are to wring them hard in a coarse cloth.

To make cowslip or clary wine.

TAKE six gallons of water, twelve pounds of sugar, the juice of six lemons, the whites of four eggs beat very well, put all together in a kettle, let it boil half an hour, skim it very well; take a peck of cowslips; if dry ones, half a peck; put them into a tub with the thin peeling of the six lemons, then pour on the boiling liquor, and stir them about; when almost cold, put in a thin toast baked dry and rubbed with yeast. Let it stand two or three days to work. If you put in before you tun it six ounces of syrup of citron or lemons, with a quart of Rhenish wine, it will be a great addition; the third day strain it off, and squeeze the cowslips through a coarse cloth, then strain it through a flannel bag, and turn it up, lay the bung loose for two or three days to see if it works, and if it don't, bung it down tight; let it stand three months, then bottle it

To make turnip wine.

TAKE a good many turnips, pare them, slice them, put them in a cyder-press, and press out all the juice very well. To every gallon of juice have three pounds of lump sugar, have a vessel ready, just big enough to hold the juice, put your sugar into a vessel, and also to every gallon of juice half a pint of brandy. Pour in the juice, and lay something over the bung for a week, to see if it works. If it does, you must not bung it down till it has done working; then stop it close for three months, and draw it off into another vessel. When it is fine, bottle it off.

To make raspberry wine.

TAKE some fine raspberries, bruise them with the back of a spoon, then strain them through a flannel bag into a stone jar. To each quart of juice put a pound of double-refined sugar, stir it well together, and cover it close; let it stand three days, then pour it off clear. To a quart of juice put two quarts of white wine, bottle it off; it will be fit to drink in a week. Brandy made thus is a very fine dram, and a much better way than steeping the raspberries.

Rules for brewing.

CARE must be taken in the first place to have the malt clean; and after it is ground, it ought to stand four or five days.

For strong October, five quarters of malt to three hogheads, and twenty-four pounds of hops. This will afterwards make two hogheads of good keeping small beer, allowing five pounds of hops to it.

For good middling beer, a quarter of malt makes a hoghead of ale, and one of small beer; or it will make three hogheads of good small beer, allowing eight pounds of hops. This will keep all the year. Or it will make twenty gallons of strong ale, and two hogheads of small beer that will keep all the year.

If you intend your ale to keep a great while, allow a pound of hops to every bushel; if to keep six months, five pounds to a hoghead; if for present drinking, three pounds to a hoghead, and the softest and clearest water you can get.

Observe the day before to have all your vessels very clean, and never use your tubs for any other use except to make wines.

Let your casks be very clean the day before with boiling water; and if your bung is big enough, scrub them well with a little birch-broom or brush; but if they be very bad, take out the heads, and let them be scrubbed clean with a hand-brush and sand and fullers-earth. Put on the head again and scald them well, throw into the barrel a piece of unslacked lime, and stop the bung close.

The first copper of water, when it boils, pour into your mash-tub, and let it be cool enough to see your face in; then put in your malt, and let it be well mashed, have a copper of water boiling in the mean time, and when your malt is well washed, fill your mashing tub, stir it well again, and cover it over with the sacks. Let it stand three hours, then set a broad shallow tub under the cock, let it run very softly, and if it is thick throw it up again till it runs fine, then throw a handful of hops in the under tub, and let the mash run into it, and fill your tubs till all is run off. Have water boiling in the copper, and lay as much more on as you have occasion for, allowing one third for boiling and waste. Let that stand an hour, boiling more water to fill the mash-tub for small beer; let the fire down a little, and put it into tubs enough to fill your mash. Let the second mash be run off, and fill your copper with the first wort; put in part of your hops, and make it boil quick. About an hour is long enough; when it is half boiled, throw in a handful of salt. Have a clean white wand and dip it into the copper, and if the wort feels clammy it is boiled enough; then slacken your fire, and take off

your wort. Have ready a large tub, put two sticks across, and set your straining basket over the tub on the sticks, and strain your wort thro' it. Put your other wort on to boil with the rest of the hops; let your mash be still covered again with water, and thin your wort that is cooled in as many things as you can; for the thinner it lies, and the quicker it cools, the better. When quite cool, put it into the tunning-tub. Mind to throw a handful of salt into every boil. When the mash has stood an hour draw it off, then fill your mash with cold water, take off the wort in the copper, and order it as before. When cool, add to it the first in the tub; so soon as you empty one copper, fill the other, so boil your small beer well. Let the last mash run off, and when both are boiled with fresh hops, order them as the two first boilings; when cool, empty the mash-tub, and put the small beer to work there. When cool enough, work it, set a wooden bowl full of yeast in the beer, and it will work over with a little of the beer in the boil. Stir your tun up every twelve hours, let it stand two days, then tun it, taking off the yeast. Fill your vessels full, and save some to fill your barrels; let it stand till it has done working, then lay on your bung lightly for a fortnight, after that stop it as close as you can. Mind you have a vent-peg at the top of the vessel; in warm weather, open it; and if your drink hisses, as it often will, loosen it till it has done, then stop it close again. If you can boil your ale in one boiling it is best, if your copper will allow of it; if not, boil it as conveniency serves. The strength of your beer must be according to the malt you allow, more or less; there is no certain rule.

When you come to draw your beer, and find it is not fine, draw off a gallon, and set it on the fire, with two ounces of isinglass cut small and beat. Dissolve it in the beer over the fire; when it is all melted, let it stand till it is cold, and pour it in at the bung, which must lay loose on till it has done fomenting, then stop it close for a month.

Take great care your casks are not musty, or have any ill taste; if they have, it is the hardest thing in the world to sweeten them.

You are to wash your casks with cold water before you scald them, and they should lie a day or two soaking, and clean them well, then scald them.

The best thing for rope beer.

MIX two handfuls of bean flower, and one handful of salt, throw this into a kilderkin of beer, don't stop it close till it has done fomenting, then let it stand a month, and draw it off; but sometimes nothing will do with it.

When

When a barrel of beer has turn'd sour.

TO a kilderkin of beer throw in at the bung a quart of oat-meal, lay the bung on loose two or three days, then stop it down close, and let it stand a month. Some throw in a piece of chalk as big as a turkey's egg, and when it has done working stop it close for a month, then tap it.

To make white bread, after the London way.

YOU must take a bushel of the finest flour well dressed, put it in the kneading-trough at one end ready to mix, take a gallon of water (which we call liquor) and some yeast; stir it into the liquor till it looks of a good brown colour and begins to curdle, strain it and mix it with your flour till it is about the thickness of a good seed-cake; then cover it up with the lid of the trough, and let it stand three hours, and as soon as you see it begin to fall take a gallon more of liquor, and weigh three quarters of a pound of salt, and with your hand mix it well with the water: strain it, and with this liquor make your dough of a moderate thickness, fit to make up into loaves; then cover it again with the lid, and let it stand three hours more. In the mean time, put the wood into the oven and heat it. It will take two hours heating. When your sponge has stood its proper time, clear the oven, and begin to make your bread. Set it in the oven, and close it up, and three hours will just bake it. When once it is in, you must not open the oven till the bread is baked; and observe in summer that your water be milk-warm, and in winter as hot as you can bear your finger in it.

Note, As to the exact quantity of liquor your dough will take, experience will teach you in two or three times making, for all flour does not want the same quantity of liquor; and if you make any quantity, it will raise up the lid and run over, when it has stood its time.

To make French bread.

TAKE three quarts of water, and one of milk; in winter scalding hot, in summer a little more than milk-warm. Season it well with salt, then take a pint and a half of good ale yeast not bitter, lay it in a gallon of water the night before, pour it off the water, stir in your yeast into the milk and water, then with your hand break in a little more than a quarter of a pound of butter, work it well till it is dissolved, then beat up two eggs in a basin, and stir them in, have about a peck and a half of flour, mix it with your liquor; in winter make your dough pretty

pretty stiff, in summer more slack ; so that you may use a little more or less of flour, according to the stiffness of your dough ; mix it well, but the less you work it the better. Make it into rolls, and have a very quick oven, but not to burn. When they have lain about a quarter of an hour turn them on the other side, let them lie about a quarter longer, take them out and chip all your French bread with a knife, which is better than rasping it, and makes it look spongy and of a fine yellow, whereas the rasping takes off all that fine colour, and makes it look too smooth. You must stir your liquor into the flour as you do for pye-crust. After your dough is made cover it with a cloth, and let it lie to rise while the oven is heating.

To make muffins and oat-cakes.

TO a bushel of Hertfordshire white flour, take a pint and a half of good ale yeast, from pale malt, if you can get it, because it is whitest ; let the yeast lie in water all night, the next day pour off the water clear, make two gallons of water just milk-warm, not to scald your yeast, and two ounces of salt ; mix your water, yeast, and salt well together for about a quarter of an hour ; then strain it and mix up your dough as light as possible, and let it lie in your trough an hour to rise, then with your hand roll it, and pull it into little pieces about as big as a large walnut, roll them with your hand like a ball, lay them on your table, and as fast as you do them lay a piece of flannel over them, and be sure to keep your dough covered with flannel ; when you have rolled out all your dough begin to bake the first, and by that time they will be spread out in the right form ; lay them on your iron ; as one side begins to change colour turn the other, and take great care they don't burn, or be too much discoloured, but that you will be a judge of in two or three makings. Take care the middle of the iron is not too hot, as it will be, but then you may put a brick-bat or two in the middle of the fire to slacken the heat. The thing you bake on must be made thus :

Build a place just as if you was going to set a copper, and in the stead of a copper, a piece of iron all over the top fixed in form just the same as the bottom of an iron pot, and make your fire underneath with coal as in a copper. Observe, muffins are made the same way ; only this, when you pull them to pieces roll them in a good deal of flour, and with a rolling-pin roll them thin, cover them with a piece of flannel, and they will rise to a proper thickness ; and if you find them too big or too little, you must roll dough accordingly. These must not be the least discoloured.

When

made Plain and Easy.

When you eat them, toast them with a fork
sides, then with your hand pull them open, and
like a honeycomb; lay in as much butter as
then clap them together again, and let it be
think the butter is melted turn them, the
buttered alike, but don't touch them
spread or cut them open, if you do this
only when they are quit buttered and
cross with a knife.

Note, Some flour will soak up
ter than other flour; then you
more flour in making up, for

A receipt for makin

TAKE a lump
making, which
wooden vessel.
then the night
a peck of flour
Let it lie in
and a bla
warm w
with tv
water
roug
line
we
no
th

The Art of Cookery,

Th, lay a thin layer of the yeast on the tub, and
downwards that no dust may fall upon it, but so
t under to dry it. When that coat is very dry,
coat and let it dry, and so go on to put one
you have a sufficient quantity, even two or
serve for several months, always taking
be very dry before you lay more on.
to make use of this yeast cut a piece off,
stir it together, and it will be fit for
ake a large handful of birch tied to-
and hang it up to dry ; take great
you may do as many as you
to work, throw in one of
s if you had fresh yeast.
and then let it lie ;
n, and dry it again,
ing, observe that
h ; then it will
long oven and

em
u-
re
re
h

To dry cherries.

TO four pounds of cherries put one pound of sugar, and just put as much water to the sugar as will wet it; when it is melted, make it boil, stone your cherries, put them in, and make them boil; skim them two or three times, take them off, and let them stand in the syrup two or three days, then boil your syrup and put to them again, but don't boil your cherries any more. Let them stand three or four days longer, then take them out, lay them in sieves to dry, and lay them in the sun, or in a slow oven to dry; when dry, lay them in rows in papers, and so a row of cherries, and a row of white paper in boxes.

To preserve cherries with the leaves and stalks green.

FIRST, dip the stalks and leaves in the best vinegar boiling hot, stick the sprig upright in a sieve till they are dry; in the mean time boil some double-refined sugar to a syrup, and dip the cherries, stalks, and leaves in the syrup, and just let them scald; lay them on a sieve, and boil the sugar to a candy height, then dip the cherries, stalks, leaves, and all, then stick the branches in sieves, and dry them as you do other sweetmeats. They look very pretty at candle-light in a desert.

To make orange marmalade.

TAKE the best Seville oranges, cut them in quarters, grate them to take out the bitterness, and put them in water, which you must shift twice or thrice a day, for three days. Then boil them, shifting the water till they are tender, shred them very small, then pick out the skins and seeds from the meat which you pulled out, and put it to the peel that is shred; and to a pound of that pulp take a pound of double-refined sugar. Wet your sugar with water, and let it boil up to candy height (with a very quick fire) which you may know by the dropping of it, for it hangs like a hair; then take it off the fire, put in your pulp, stir it well together, then set it on the embers, and stir it till it is thick, but let it not boil. If you would have it cut like marmalade, add some jelly of pippins, and allow sugar for it.

To make white marmalade.

PARE and core the quinces as fast as you can, then take to a pound of quinces (being cut in pieces, less than half quarters) three quarters of a pound of double-refined sugar beat small, then throw half the sugar on the raw quinces, set it on a very slow fire till the sugar is melted, and the quinces tender; then put in the rest of the sugar, and boil it up as fast as you can. When it is almost
enough,

enough, put in some jelly and boil it apace ; then put it up, and when it is quite cold cover it with white paper.

To preserve oranges whole.

TAKE the best Bermudas or Seville oranges you can get, and pare them with a penknife very thin, and lay your oranges in water three or four days, shifting them every day ; then put them in a kettle with fair water, and put a board on them to keep them down in the water, and have a skillet on the fire with water, that may be ready to supply the kettle with boiling water ; as it wastes it must be filled up three or four times, while the oranges are doing, for they will take up seven or eight hours boiling ; they must be boiled till a white straw will run thro' them, then take them out, and scoop the seeds out of them very carefully, by making a little hole in the top, and weigh them. To every pound of oranges put a pound and three quarters of double-refined sugar, beat well and sifted through a clean lawn sieve, fill your oranges with sugar, and strew some on them ; let them lie a little while, and make your jelly thus :

Take two dozen of pippins or John apples, and slice them into water, and when they are boiled tender strain the liquor from the pulp, and to every pound of oranges you must have a pint and a half of this liquor, and put to it three quarters of the sugar you left in filling the oranges, set it on the fire, and let it boil, and skim it well, and put it in a clean earthen pan till it is cold, then put it in your skillet ; put in your oranges, with a small bodkin job your oranges as they are boiling to let the syrup into them, strew on the rest of your sugar whilst they are boiling, and when they look clear take them up and put them in your glasses, but one in a glass just fit for them, and boil the syrup till it is almost a jelly, then fill up your glasses ; when they are cold, paper them up, and keep them in a dry place.

To make red marmalade.

SCALD the quinces tender in water, then cut them in quarters, core and pare the pieces. To four pounds of quinces put three pounds of sugar, and four pints of water ; boil the sugar and water to a syrup, then put in the quinces and cover it. Let it stand all night over a very little fire, but not to boil ; when they are red enough, put in a porringer full of jelly, or more, and boil them up as fast as you can. When it is enough, put it up, but do not break the quinces too much.

Red quinces whole.

TAKE six of the finest quinces, core and scald them tender, drain them from the water, and when they are cold pare them; then take their weight in good sugar, a pint of water to every pound of sugar, boil it to a syrup, skim it well, then put in the quinces, and let them stand all night; when they are red enough, boil them as the marmalade, with two porringers full of jelly. When they are as soft as you can run a straw thro' them, put them into glasses; let the liquor boil till it is a jelly, and then pour it over the quinces.

Jelly for the quinces.

TAKE some of the lesser quinces, and wipe them with a clean coarse cloth; cut them in quarters; put as much water as will cover them; let it boil apace till it is strong of the quinces, then strain it through a jelly-bag. If it be for white quinces, pick out the seeds, but none of the cores nor quinces pared.

To make conserve of red roses, or any other flowers.

TAKE rose-buds or any other flowers, and pick them, cut off the white part from the red, and put the red flowers and sift them thro' a sieve to take out the seeds; then weigh them, and to every pound of flowers take two pounds and a half of loaf-sugar; beat the flowers pretty fine in a stone mortar, then by degrees but the sugar to them, and beat it very well till it is well incorporated together; then put it into gallipots, tie it over with paper, over that a leather, and it will keep seven years.

To make conserve of hips.

GATHER hips before they grow soft, cut off the heads and stalks, slit them in halves, take out all the seeds and white that is in them very clean, then put them into an earthen pan, and stir them every day, or they will grow mouldy. Let them stand till they are soft enough to rub them thro' a coarse hair-sieve, as the pulp comes take it off the sieve: they are a dry berry, and will require pains to rub them thro'; then add its weight in sugar, mix them well together without boiling, and keep it in deep gallipots for use.

To make syrup of roses.

INFUSE three pounds of damask rose-leaves in a gallon of warm water, in a well glazed earthen pot, with a narrow mouth, for eight hours, which stop so close, that none of the
virtue

virtue may exhale. When they have infused so long, heat the water again, squeeze them out, and put in three pounds more of rose-leaves, to infuse for eight hours more, then press them out very hard; then to every quart of this infusion add four pounds of fine sugar, and boil it to a syrup.

To make syrup of citron.

PARE and slice your citrons thin, lay them in a bason, with layers of fine sugar. The next day pour off the liquor into a glass, skim it, and clarify it over a gentle fire.

To make syrup of clove gilliflowers.

CLIP your gilliflowers, sprinkle them with fair water, put them into an earthen pot, stop it up very close, set it in a kettle of water, and let it boil for two hours; then strain out the juice, put a pound and a half of sugar to a pint of juice, put it into a skillet, set it on the fire, keep it stirring till the sugar is all melted, but let it not boil; then set it by to cool, and put it into bottles.

To make syrup of peach blossoms.

INFUSE peach blossoms in hot water, as much as will handsomely cover them. Let them stand in balneo, or in sand, for twenty-four hours covered close; then strain out the flowers from the liquor, and put in fresh flowers. Let them stand to infuse as before, then strain them out, and to the liquor put fresh peach blossoms the third time; and, if you please, a fourth time. Then to every pound of your infusion add two pounds of double-refined sugar; and setting it in sand, or balneo, make a syrup, which keep for use.

To make syrup of quinces.

GRATE quinces, pass their pulp thro' a cloth to extract their juice, set their juices in the sun to settle, or before the fire, and by that means clarify it: for every four ounces of this juice take a pound of sugar boiled to a brown degree. If the putting in the juice of the quinces should check the boiling of the sugar too much, give the syrup some boiling till it becomes pearled; then take it off the fire, and when cold, put it into the bottles.

To preserve apricots.

TAKE your apricots, stone and pare them thin, and take their weight in double-refined sugar beaten and sifted, put your apricots in a silver cup or tankard, cover them over with sugar, and let them stand so all night. The next day put them in a pre-
serving-

preserving-pan, set them on a gentle fire, and let them simmer a little while, then let them boil till tender and clear, taking them off sometimes to turn and skim. Keep them under the liquor as they are doing, and with a small clean bodkin or great needle job them sometimes, that the syrup may penetrate into them. When they are enough, take them up, and put them in glasses. Boil and skim your syrup; and when it is cold, put it on your apricots.

To preserve damsons whole.

YOU must take some damsons and cut them in pieces, put them in a skillet over the fire, with as much water as will cover them. When they are boiled and the liquor pretty strong, strain it out: add for every pound of the whole damsons wiped clean, a pound of single refined sugar, put the third part of your sugar into the liquor, set it over the fire, and when it simmers, put in the damsons. Let them have one good boil, and take them off for half an hour covered up close; then set them on again, and let them simmer over the fire after turning them, then take them out and put them in a basin, strew all the sugar that was left on them, and pour the hot liquor over them. Cover them up, and let them stand till next day, then boil them up again till they are enough. Take them up, and put them in pots; boil the liquor till it jellies, and pour it on them when it is almost cold, so paper them up.

To candy any sort of flowers.

TAKE the best treble-refined sugar, break it into lumps, and dip it piece by piece into water, put them into a vessel of silver, and melt them over the fire; when it just boils, strain it, and set it on the fire again, and let it boil till it draws in hairs, which you may perceive by holding up your spoon, then put in the flowers, and set them in cups or glasses. When it is of a hard candy, break it in lumps, and lay it as high as you please. Dry it in a stove, or in the sun, and it will look like sugar-candy.

To preserve gooseberries whole without stoning.

TAKE the largest preserving gooseberries, and pick off the back eye, but not the stalk, then set them over the fire in a pot of water to scald, cover them very close to scald, but not boil or break, and when they are tender take them up into cold water; then take a pound and a half of double-refined sugar to a pound of gooseberries, and clarify the sugar with water, a pint to a pound of sugar, and when your syrup is cold, put the gooseberries single in your preserving-pan, put the syrup to them, and

set them on a gentle fire; let them boil, but not too fast, lest they break: and when they have boiled and you perceive that the sugar has entered them, take them off; cover them with white paper, and set them by till the next day. Then take them out of the syrup, and boil the syrup till it begins to be ropy; skim it, and put it to them again, then set them on a gentle fire, and let them preserve gently, till you perceive the syrup will rope; then take them off, set them by till they are cold, cover them with paper, then boil some gooseberries in fair water, and when the liquor is strong enough, strain it out. Let it stand to settle, and to every pint take a pound of double refined sugar, then make a jelly of it, put the gooseberries in glasses, when they are cold; cover them with the jelly the next day, paper them wet, and then half dry the paper that goes in the inside, it closes down better, and then white paper over the glass. Set it in your stove, or a dry place.

To preserve white walnuts.

FIRST pare your walnuts till the white appears, and nothing else. You must be very careful in the doing of them, that they don't turn black, and as fast as you do them throw them into salt and water, and let them lie till your sugar is ready. Take three pounds of good loaf-sugar, put it into your preserving-pan, set it over a charcoal fire, and put as much water as will just wet the sugar. Let it boil, then have ready ten or a dozen whites of eggs strained and beat up to a froth, cover your sugar with the froth as it boils, and skim it; then boil it, and skim it till it is as clear as crystal, then throw in your walnuts, just give them a boil till they are tender, then take them out, and lay them in a dish to cool; when cool, put them in your preserving-pan, and when the sugar is as warm as milk pour it over them; when quite cold, paper them down.

Thus clear your sugar for all preserves, apricots, peaches, gooseberries, currants, &c.

To preserve walnuts green.

WIPE them very clean, and lay them in strong salt and water twenty-four hours; then take them out, and wipe them very clean, have ready a skillet of water boiling, throw them in, let them boil a minute, and take them out. Lay them on a coarse cloth, and boil your sugar as above; then just give your walnuts a scald in the sugar, take them up and lay them to cool. Put them in your preserving-pot, and pour on your syrup as above.

To preserve the large green plumbs.

FIRST dip the stalks and leaves in boiling vinegar, when they are dry have your syrup ready, and first give them a scald, and very carefully with a pin take off the skin; boil your sugar to a candy height, and dip in your plumbs, hang them by the stalk to dry, and they will look finely transparent, and by hanging that way to dry, will have a clear drop at the top. You must take great care to clear your sugar nicely.

A nice way to preserve peaches.

PUT your peaches in boiling water, just give them a scald, but don't let them boil, take them out and put them in cold water, then dry them in a sieve, and put them in long wide-mouthed bottles: to half a dozen peaches take a quarter of a pound of sugar, clarify it, pour it over your peaches, and fill the bottles with brandy. Stop them close, and keep them in a close place.

A second way to preserve peaches.

MAKE your syrup as above, and when it is clear just dip in your peaches, and take them out again, lay them on a dish to cool, then put them into large wide-mouthed bottles, and when the syrup is cool pour it over them; let them stand till cold, and fill up the bottle with the best French brandy. Observe that you leave room enough for the peaches to be well covered with brandy, and cover the glass close with a bladder and leather, and tie them close down.

To make quince cakes.

YOU must let a pint of the syrup of quinces, with a quart or two of raspberries be boiled and clarified over a clear gentle fire, taking care that it be well skimmed from time to time; then add a pound and a half of sugar, cause as much more to be brought to a candy height, and poured in hot. Let the whole be continually stirred about till it is almost cold, then spread it on plates, and cut it out into cakes.

C H A P. XIX.

To make anchovies, vermicella, catchup, vinegar;
and to keep artichokes, French beans, &c.

To make anchovies.

TO a peck of sprats, two pounds of common salt, a quarter of a pound of bay-salt, four pounds of salt-petre, two ounces of sal prunella, two penny-worth of cochineal, pound all in a mortar, put them into a stone pot, a row of sprats, a layer of your compound, and so on to the top alternately. Press them hard down, cover them close, let them stand six months, and they will be fit for use. Observe that your sprats be very fresh, and don't wash nor wipe them, but just take them as they come out of the water.

To pickle smelts, where you have plenty.

TAKE a quarter of a peck of smelts, half an ounce of pepper, half an ounce of nutmeg, a quarter of an ounce of mace, half an ounce of petre-salt, a quarter of a pound of common salt, beat all very fine, wash and clean the smelts, gut them, then lay them in rows in a jar, and between every layer of smelts strew the seasoning with four or five bay-leaves, then boil red wine, and pour over them enough to cover them. Cover them with a plate, and when cold tie them down close. They exceed anchovies.

To make vermicella.

MIX yolks of eggs and flour together in a pretty stiff paste, so as you can work it up cleverly, and roll it as thin as it is possible to roll the paste. Let it dry in the sun; when it is quite dry, with a very sharp knife cut it as thin as possible, and keep it in a dry place. It will run up like little worms, as vermicella does; though the best way is to run it through a coarse sieve, whilst the paste is soft. If you want some to be made in haste, dry it by the fire, and cut it small. It will dry by the fire in a quarter of an hour. This far exceeds what comes from abroad, being fresher.

To make catchup.

TAKE the large flaps of mushrooms, pick nothing but the straws and dirt from it, then lay them in a broad earthen pan, strow a good deal of salt over them, let them lie till next morning,

morning, then with your hand break them, put them into a stew-pan, let them boil a minute or two, then strain them through a coarse cloth, and wring it hard. Take out all the juice, let it stand to settle, then pour it off clear, run it through a thick flannel bag, (some filter it through brown paper, but that is a very tedious way) then boil it; to a quart of the liquor put a quarter of an ounce of whole ginger, and half a quarter of an ounce of whole pepper. Boil it briskly a quarter of an hour, then strain it, and when it is cold, put it into pint bottles. In each bottle put four or five blades of mace, and six cloves, cork it tight, and it will keep two years. This gives the best flavour of the mushrooms to any sauce: If you put to a pint of this catchup, a pint of mum, it will taste like foreign catchup.

Another way to make catchup.

TAKE the large flaps, and salt them as above; boil the liquor, strain it through a thick flannel bag: to a quart of that liquor put a quart of stale beer, a large stick of horse radish cut in little slips, five or six bay-leaves, an onion stuck with twenty or thirty cloves, a quarter of an ounce of mace, a quarter of an ounce of nutmegs beat, a quarter of an ounce of black and white pepper, a quarter of an ounce of all-spice, and four or five races of ginger. Cover it close, and let it simmer very softly till about one third is wasted; then strain it through a flannel bag, when it is cold bottle it in pint bottles, cork it close, and it will keep a great while: you may put red wine in the room of beer; some put in a head of garlick, but I think that spoils it. The other receipt you have in the chapter for the sea.

Artichokes to keep all the year.

BOIL as many artichokes as you intend to keep; boil them so as just the leaves will come out, then pull off all the leaves and choke, cut them from the strings, lay them on a tin-plate, and put them in an oven where tarts are drawn, let them stand till the oven is heated again, take them out before the wood is put in, and set them in again, after the tarts are drawn; so do till they are as dry as a board, then put them in a paper bag, and hang them in a dry place. You should lay them in warm water three or four hours before you use them, shifting the water often. Let the last water be boiling hot; they will be very tender, and eat as fine as fresh ones. You need not dry all your bottoms at once, as the leaves are good to eat; so boil a dozen at a time, and save the bottoms for this use.

To keep French beans all the year.

TAKE fine young beans, gather them of a very fine day, have a large stone jar ready, clean and dry, lay a layer of salt at the bottom, and then a layer of beans, then salt and then beans, and so on till the jar is full; cover them with salt, and tie a coarse cloth over them and a board on that, and then a weight to keep it close from all air; set them in a dry cellar, and when you use them take some out and cover them close again; wash them you took out very clean, and let them lie in soft water twenty four hours, shifting the water often; when you boil them don't put any salt in the water. The best way of dressing them is, boil them with just the white heart of a small cabbage, then drain them, chop the cabbage, and put both into a sauce-pan with a piece of butter as big as an egg rolled in flour, shake a little pepper, put in a quarter of a pint of good gravy, let them stew ten minutes, and then dish them up for a side-dish. A pint of beans to the cabbage. You may do more or less, just as you please.

To keep green pease till Christmas.

TAKE fine young pease, shell them, throw them into boiling water with some salt in, let them boil five or six minutes, throw them into a cullender to drain, then lay a cloth four or five times double on a table, and spread them on; dry them very well, and have your bottles ready, fill them and cover them with mutton fat, try'd; when it is a little cool fill the necks almost to the top, cork them, tie a bladder and a lath over them, and set them in a cool dry place. When you use them boil your water, put in a little salt, some sugar, and a piece of butter; when they are boiled enough, throw them into a sieve to drain, then put them into a sauce-pan with a good piece of butter; keep shaking it round all the time till the butter is melted, then turn them into a dish, and send them to table.

Another way to preserve green pease.

GATHER your pease of a very dry day, when they are neither old, nor yet too young, shell them, and have ready some quart bottles with little mouths being well dry'd; fill the bottles and cork them well, have ready a pipkin of rosin melted, into which dip the necks of the bottles, and set them in a very dry place that is cool.

To keep green gooseberries till Christmas.

PICK your large green gooseberries on a dry day, have ready your bottles clean and dry, fill the bottles and cork them, set them in a kettle of water up to the neck, let the water boil very

very softly till you find the gooseberries are coddled, take them out, and put in the rest of the bottle till all are done; then have ready some rosin melted in a pipkin, dip the necks of the bottles in, and that will keep all air from coming at the cork, keep them in a cool dry place where no damp is, and they will bake as red as a cherry. You may keep them without scalding, but then the skins will not be so tender, nor bake so fine.

To keep red gooseberries.

PICK them when full ripe, to each quart of gooseberries put a quarter of a pound of Lisbon sugar, and to each quarter of a pound of sugar put a quarter of a pint of water, let it boil, then put in your gooseberries, and let them boil softly two or three minutes, then pout them into little stone jars, when cold cover them up and keep them for use; they make fine pies with little trouble. You may press them through a cullender; to a quart of pulp put half a pound of fine Lisbon sugar, keep stirring over the fire till both be well mixed and boiled, and pour it into a stone jar; when cold cover it with white paper, and it makes very pretty tarts or puffs.

To keep walnuts all the year.

TAKE a larg jar, a layer of sea sand at the bottom, then a layer of walnuts, then sand, then the nuts, and so on till the jar is full; and be sure they don't touch each other in any of the layers. When you would use them, lay them in warm water for an hour, shifting the water as it cools; then rub them dry, and they will peel well and eat sweet. Lemons will keep thus covered better than any other way.

Another way to keep lemons.

TAKE the fine large fruit that are quite sound and good, and take a fine packthread about a quarter of a yard long, run it thro' the hard nib at the end of the lemon, then tie the string together, and hang it on a little hook in a dry airy place; so do as many as you please, but be sure they don't touch one another, nor any thing else, but hang as high as you can. Thus you may keep pears, &c. only tying the string to the stalk.

To keep white bullice, pear plumbs, or damsons, &c. for tarts or pies.

GATHER them when full grown, and just as they begin to turn. Pick all the largest out, save about two thirds of the fruit, the other third put as much water to as you think will

cover the rest. Let them boil, and skim them; when the fruit is boiled very soft, then strain it through a coarse hair-sieve; and to every quart of this liquor put a pound and a half of sugar, boil it, and skim it very well; then throw in your fruit, just give them a scald; take them off the fire, and when cold put them into bottles with wide mouths, pour your syrup over them, lay a piece of white paper over them, and cover them with oil. Be sure to take the oil well off when you use them, and don't put them in larger bottles than you think you shall make use of at a time, because all these sorts of fruits spoil with the air.

To make vinegar.

TO every gallon of water put a pound of coarse Lisbon sugar, let it boil, and keep skimming of it as long as the scum rises; then pour it into tubs, and when it is as cold as beer to work, toast a good toast, and rub it over with yeast. Let it work twenty four hours; then have ready a vessel iron-hooped, and well painted, fixed in a place where the sun has full power, and fix it so as not to have any occasion to move it. When you draw it off, then fill your vessels, lay a tile on the bung to keep the dust out. Make it in March, and it will be fit to use in June or July. Draw it off into little stone bottles the latter end of June or beginning of July, let it stand till you want to use it, and it will never foul any more: but when you go to draw it off, and you find it is not sour enough, let it stand a month longer before you draw it off. For pickles to go abroad, use this vinegar alone; but in England you will be obliged, when you pickle, to put one half cold spring-water to it, and then it will be full sour with this vinegar. You need not boil unless you please, for almost any sort of pickles, it will keep them quite good. It will keep walnuts very fine without boiling, even to go to the Indies; but then don't put water to it. For green pickles, you may pour it scalding hot on two or three times. All other sorts of pickles you need not boil it. Mushrooms only wash them clean, dry them, put them into little bottles, with a nutmeg just scalded in vinegar, and sliced (whilst it is hot) very thin, and a few blades of mace; then fill up the bottle with the cold vinegar and spring-water, pour the mutton fat try'd over it, and tie a bladder and leather over the top. These mushrooms won't be so white, but as finely tasted as if they were just gathered; and a spoonful of this pickle will give sauce a very fine flavour.

White walnuts, suckers, and onions, and all white pickles, do in the same manner, after they are ready for the pickle.

To fry smelts.

LAY your smelts in a marinade of vinegar, salt, pepper, and bay-leaves, and cloves for a few hours; then dry them in a napkin, drudge them well with flour, and have ready some butter hot in a stew-pan. Fry them quick, lay them in your dish, and garnish with fry'd parsley.

To roast a pound of butter.

LAY it in salt and water two or three hours, then spit it, and rub it all over with crumbs of bread, with a little grated nutmeg, lay it to the fire, and as it roasts, baste it with the yolks of two eggs, and then with crumbs of bread all the time it is a-roasting; but have ready a pint of oysters stewed in their own liquor, and lay in the dish under the butter; when the bread has soaked up all the butter, brown the outside, and lay it on your oysters. Your fire must be very slow.

To raise a sallad in two hours at the fire.

TAKE fresh horse-dung hot, lay it in a tub near the fire, then sprinkle some mustard-seeds thick on it, lay a thin layer of horse-dung over it, cover it close and keep it by the fire, and it will rise high enough to cut in two hours.

C H A P. XX.

D I S T I L L I N G.

To distil walnut-water.

TAKE a peck of fine green walnuts, bruise them well in a large mortar, put them in a pan, with a handful of balm bruised, put two quarts of good French brandy to them, cover them close, and let them lie three days; the next day distil them in a cold still; from this quantity draw three quarts, which you may do in a day.

How to use this ordinary still.

YOU must lay the plate, then wood-ashes thick at the bottom, then the iron pan, which you are to fill with your walnuts and liquor, then put on the head of the still, make a pretty brisk fire till the still begins to drop, then slacken it so as just to have

have enough to keep the still at work, mind all the time to keep a wet cloth all over the head of the still all the time it is at work, and always observe not to let the still work longer than the liquor is good, and take great care you don't burn the still; and thus you may distil what you please. If you draw the still too far it will burn, and give your liquor a bad taste.

To make treacle water.

TAKE the juice of green walnuts four pounds, of rue, carduce, marygold, and balm, of each three pounds, roots of butter-bur half a pound, roots of burdock one pound, angelica and master-wort, of each half a pound, leaves of scordium six handfuls, Venice treacle and mithridate of each half a pound, old Canary wine two pounds, white wine vinegar six pounds, juice of lemon six pounds, and distil this in an alembick.

To make black cherry water.

TAKE six pounds of black cherries, and bruise them small; then put to them the tops of rosemary, sweet marjoram, spearmint, angelica, balm, marygold flowers, of each a handful, dry'd violets one ounce, anniseeds and sweet fennel seeds, of each half an ounce bruised; cut the herbs small, mix all together, and distil them off in a cold still.

To make hysterical water.

TAKE betony, roots of lovage, seeds of wild parsnips, of each two ounces, roots of single piony four ounces, of milletoe of the oak three ounces, myrrh a quarter of an ounce, castor half an ounce; beat all these together, and add to them a quarter of a pound of dried millepedes; pour on these three quarts of mugwort water, and two quarts of brandy; let them stand in a close vessel eight days, then distil it in a cold still posted up. You may draw off nine pints of water, and sweeten it to your taste. Mix all together, and bottle it up.

To distil red rose-buds.

WET your roses in fair water; four gallons of roses will take near two gallons of water, then still them in a cold still; take the same stilled water, and put it into as many fresh roses as it will wet, then still them again.

Mint, balm, parsley, and penny-royal water, distil the same way.

To make plague-water.

Roots.	Flowers.	Seeds.
Angelica,	Wormwood,	Hart's tongue,
Dragon,	Suckery,	Horehound,
Maywort,	Hyfop,	Fennel,
Mint,	Agrimony,	Meleolet,
Rue,	Fennel,	St. John-wort,
Carduus,	Cowslips,	Comfrey.
Origany,	Poppys,	Featherfew,
Winter-savoury,	Plantain,	Red rose-leaves,
Broad thyme,	Setfoyl,	Wood-forrel,
Rosemary,	Vocvain,	Pellitory of the wall
Pimpernell,	Maidenhair	Hart's ease,
Sage,	Mother-wort,	Centory,
Fumetory,	Cowage,	Sea-drink, a good
Coltsfoot,	Golden-rod,	handful of each of
Scabeus,	Gromwell,	the aforesaid things,
Burridge,	Dill,	Gentian root,
Saxafreg,		Dock-root,
Bittony,		Butter-bur-root,
Liverworth,		Piony-root,
Jarmander.		Bay-berries,
		Juniperberries, of each
		of these a pound.

one ounce of nutmegs, one ounce of cloves, and half an ounce of mace; pick the herbs and flowers, and shred them a little. Cut the roots, bruise the berries, and pound the spices fine; take a peck of green walnuts, and chop them small, mix all these together, and lay them to steep in sack-lees, or any white wine-lees, if not in good spirits; but wine-lees are best. Let them lie a week or better; be sure to stir them once a day with a stick, and keep them close covered, then still them in an alembek with a slow fire, and take care your still does not burn. The first, second, and third running is good, and some of the fourth. Let them stand till cold, then put them together.

To make surfeit-water.

YOU must take scurvy-grass, brook-lime, water-creffes, roman wormwood, rue, mint, balm, sage, clivers, of each one handful; green merery two handfuls; poppys, if fresh half a peck, if dry a quarter of a peck; cochineal, six pennyworth, saffron, six pennyworth; anni-seeds, carraway-seeds, corriander-seeds,

seeds, cardamon-seeds, of each an ounce; liquorice two ounces scraped, figs split a pound, raisins of the sun stoned a pound, juniper-berries an ounce bruised, nutmeg an ounce beat, mace an ounce bruised, sweet fennel-seeds an ounce bruised, a few flowers of rosemary, marigolds and sage-flowers; put all these into a large stone-jar, and put to them three gallons of French brandy; cover it close, and let it stand near the fire for three weeks. Stir it three times a week, and be sure to keep it close stopped, and then strain it off; bottle your liquor, and pour on the ingredients a gallon more of French brandy. Let it stand a week, stirring it once a day, then distil it in a cold still, and this will make fine white surfeit water.

You may make this water at any time of the year, if you live at London, because the ingredients are always to be had either green or dry; but it is the best made in summer.

To make milk-water.

TAKE two good handfuls of worm-wood, as much carduus, as much rue, four handfuls of mint, as much balm, half as much angelica, cut these a little, put them into a cold still, and put to them three quarts of milk. Let your fire be quick till your still drops, and then slacken your fire. You may draw off two quarts. The first quart will keep all the year.

How to distil vinegar you have in the Chapter of Pickles.

C H A P. XXI.

How to MARKET;

And the seasons of the year for Butcher's Meat, Poultry, Fish, Herbs, Roots, &c. and Fruit.

Pieces in a bullock.

THE head, tongue, palate; the entrails are the sweetbreads, kidneys, skirts, and tripe; there is the double, the roll, and the reed-tripe.

The fore-quarter.

FIRST is the haunch; which includes the clod, marrow-bone, skin, and the sticking-piece; that is the neck end. The next is the leg of mutton-piece, which has part of the blade-bone; then the

the chuck, the briscuit, the four ribs and middle rib, which is called the chuck rib.

The hind-quarter.

FIRST sirloin and rump, the thin and thick-flank, the veiny-piece, then the chuck-bone, buttock, and leg.

In a sheep.

THE head and pluck; which includes the liver, lights, heart, sweetbreads, and melt.

The fore-quarter.

THE neck, breast, and shoulder.

The hind-quarter.

THE leg and loin. The two loins together is called a saddle of mutton, which is a fine joint when it is the little fat mutton.

In a calf.

THE head and inwards are the pluck; which contains the heart, liver, lights, nut and melt, and what they call the skirts, (which eat finely broiled) the throat sweetbread, and the wind-pipe sweetbread, which is the finest.

The fore-quarter is the shoulder, neck, and breast.

The hind-quarter is the leg, which contains the knuckle and fillet, then the loin.

In a house-lamb.

THE head and pluck, that is the liver, lights, heart, nut and melt. Then there is the fry, which is the sweetbreads, lamb-stones, and skirts, with some of the liver.

The fore-quarter is the shoulder, neck and breast together.

The hind-quarter is the leg and loin. This is in high season at Christmas, but lasts all the year.

Grass lamb comes in in April or May, according to the season of the year, and holds good till the middle of August.

In a hog.

THE head and inwards; and that is the hasslet, which is the liver and crow, kidney and skirts. It is mixed with a great deal of sage and sweet herbs, pepper, salt and spice, so rolled in the caul and roasted; then there are the chitterlains and the guts, which are cleaned for sausages.

The fore-quarter is the fore-loin and spring; if a large hog, you may cut a spare-rib off.

The hind-quarter only leg and loin.

A bacon bog.

THIS is cut different, because of making ham, bacon, and pickled pork. Here you have fine spare-ribs, chines, and griskins, and fat for hog's lard. The liver and crow is much admired fried with bacon; the feet and ears are both equally good soufed.

Pork comes in season at Bartholomew-tide, and holds good till Lady-day.

How to chuse Butcher's Meat.*To chuse lamb.*

IN a fore-quarter of lamb mind the neck-vein; if it be an azure blue it is new and good, but if greenish or yellowish, it is near tainting, if not tainted already. In the hinder-quarter, smell under the kidney, and try the knuckle; if you meet with a faint scent, and the knuckle be limber, it is stale killed. For a lamb's head, mind the eyes; if they be sunk or wrinkled, it is stale; if plump and lively, it is new and sweet.

Veal.

IF the bloody vein in the shoulder looks blue, or a bright red, it is new killed; but if blackish, greenish, or yellowish, it is flabby and stale; if wrapped in wet cloths, smell whether it be musty or not. The loin first taints under the kidney, and the flesh, if stale killed, will be soft and slimy.

The breast and neck taints first at the upper-end, and you will perceive some dusky, yellowish, or greenish appearance; the sweetbread on the breast will be clammy, otherwise it is fresh and good. The leg is known to be new by the stiffness of the joint; if limber and the flesh seems clammy, and has green or yellowish specks, 'tis stale. The head is known as the lamb's. The flesh of a bull-calf is more red and firm than that of a cow-calf, and the fat more hard and curdled.

Mutton.

IF the mutton be young, the flesh will pinch tender; if old, it will wrinkle and remain so; if young, the fat will easily part from the lean; if old, it will stick by strings and skins: if ram-mutton, the fat feels spongy, the flesh close grained and tough, not rising again, when dented by your finger; if ewe mutton, the flesh is paler than wether-mutton, a closer grain, and easily parting. If there be a rot, the flesh will be palish, and the fat a faint whitish, inclining to yellow, and the flesh will be loose at the bone. If you squeeze it hard, some drops of water will
stand

stand up like sewet; as to newness and staleness, the same is to be observed as by lamb.

Beef.

IF it be right ox-beef, it will have an open grain; if young, a tender and oily smoothness: if rough and spongy, it is old, or inclining to be so, except neck, briscuit, and such parts as are very fibrous, which in young meat will be more rough than in other parts. A carnation pleasant colour betokens good spending meat, the sewet a curious white, yellowish is not so good.

Cow-beef is less bound and closer grained than the ox, the fat whiter, but the lean somewhat paler; if young, the dent you make with your finger will rise again in a little time.

Bull-beef is of a closer grain, a deep dusky red, tough in pinching, the fat skinny, hard, and has a rammish rank smell; and for newness and staleness, this flesh bought fresh has but few signs, the more material is its clamminess, and the rest your smell will inform you. If it be bruised, these places will look more dusky or blackish than the rest.

Pork.

IF it be young, the lean will break in pinching between your fingers, and if you nip the skin with your nails, it will make a dent; also if the fat be soft and pulpy, in a manner like lard; if the lean be tough, and the fat flabby and spongy, feeling rough, it is old; especially if the rind be stubborn, and you cannot nip it with your nails.

If of a boar, though young, or of a hog gelded at full growth, the flesh will be hard, tough, reddish, and rammish of smell; the fat skinny and hard; the skin very thick and tough, and pinched up it will immediately fall again.

As for old and new killed, try the legs, hands, and springs, by putting your finger under the bone that comes out; for if it be tainted, you will there find it by smelling your finger; besides the skin will be sweaty and clammy when stale, but cool and smooth when new.

If you find little kernels in the fat of the pork, like hail-shot; if many 'tis measly, and dangerous to be eaten.

How to chuse brawn, venison, Westphalia hams, &c.

BRAWN is known to be old or young, by the extraordinary or moderate thickness of the rind; the thick is old, the moderate is young. If the rind and fat be very tender, it is not boar-brawn, but barrow or sow.

Venison.

Venison.

TRY the haunches or shoulders under the bones that come out, with your finger or knife, and as the scent is sweet or rank, it is new or stale; and the like of the sides in the most fleshy parts: if tainted they will look greenish in some places, or more than ordinary black. Look on the hoofs, and if the clefts are very wide and tough, it is old; if close and smooth, it is young.

The season for venison.

THE buck-venison begins in May, and is in high season till All-Hallow's-day; the doe is in season from Michaelmas to the end of December, or sometimes to the end of January.

Westphalia hams and English bacon.

PUT a knife under the bone that sticks out of the ham, and if it comes out in a manner clean, and has a curious flavour, it is sweet and good; if much smeared and dulled, it is tainted or rusty.

English gammons are tried the same way; and for other parts try the fat; if it be white, oily in feeling, does not break or crumble, good; but if the contrary, and the lean has some little streaks of yellow, it is rusty, or will soon be so.

To chuse butter, cheese, and eggs.

WHEN you buy butter, trust not to that which will be given you to taste, but try in the middle, and if your smell and taste be good, you cannot be deceived.

Cheese is to be chosen by its moist and smooth coat; if old cheese be rough coated, rugged, or dry at top, beware of little worms or mites. If it be over full of holes, moist or spongy, it is subject to maggots. If any soft or perished place appear on the outside, try how deep it goes, for the greater part may be hid within.

Eggs, hold the great end to your tongue; if it feels warm, be sure it is new; if cold, it is bad, and so in proportion to the heat and cold, so is the goodness of the egg. Another way to know a good egg is to put the egg into a pan of cold water, the fresher the egg the sooner it will fall to the bottom; if rotten, it will swim at the top. This is also a sure way not to be deceived. As to the keeping of them, pitch them all with the small end downwards in fine wood-ashes, turning them once a week endways, and they will keep some months.

Poultry in season.

January. Hen turkeys, capons, pullets with eggs, fowls, chickens, hares, all sorts of wild fowl, tame rabbits and tame pigeons.

February.

February. Turkeys and pullets with eggs, capons, fowls, small chickens, hares, all sorts of wild fowl (which in this month begin to decline) tame and wild pigeons, tame rabbits, green geese, young ducklings, and turkey poults.

March. This month the same as the preceding month; and in this month wild fowl goes quite out.

April. Pullets, spring fowls, chickens, pigeons, young wild rabbits, leverets, young geese, ducklings, and turkey poults.

May. The same.

June. The same.

July. The same; with young partridges, pheasants, and wild ducks, called flappers or moulters.

August. The same.

September, October, November, and December. In these months all sorts of fowls, both wild and tame, are in season; and in the three last, is the full season for all manner of wild fowl.

How to chuse poultry.

To know whether a capon is a true one, young or old, new or stale.

IF he be young his spurs are short, and his legs smooth; if a true capon, a fat vein on the side of his breast, the comb pale, and a thick belly and rump: if new, he will have a close hard vent; if stale, a loose open vent.

A cock or hen turkey, turkey poults.

IF the cock be young, his legs will be black and smooth, and his spurs short; if stale, his eyes will be sunk in his head, and the feet dry; if new, the eyes lively and feet limber. Observe the like by the hen, and moreover if she be with egg, she will have a soft open vent; if not, a hard close vent. Turkey poults are known the same way, and their age cannot deceive you.

A cock, hen, &c.

IF young, his spurs are short and dubbed, but take particular notice they are not pared nor scraped: if old, he will have an open vent; but if new, a close hard vent: and so of a hen, for newness or staleness; if old, her legs and comb are rough; if young, smooth.

A tame goose, wild goose, and bran goose.

IF the bill be yellowish, and she has but few hairs, she is young; but if full of hairs, and the bill and foot red, she is old; if new, limber-footed; if stale, dry-footed. And so of a wild goose, and bran goose.

Wild and tame ducks.

THE duck, when fat, is hard and thick on the belly, but if not, thin and lean; if new, limber-footed; if stale, dry-footed. A true wild duck has a reddish foot, smaller than the tame one.

Goodwetts, marle, knots, ruffs, gull, dotterels, and wheat-ears.

IF these be old, their legs will be rough; if young, smooth; if fat, a fat rump; if new, limber-footed; if stale, dry-footed.

Pheasant cock and hen.

THE cock when young, has dubbed spurs; when old, sharp small spurs; if new, a fast vent; and if stale, an open flabby one. The hen, if young, has smooth legs, and her flesh of a curious grain; if with egg, she will have a soft open vent, and if not, a close one. For newness or staleness, as the cock.

Heath and pheasant poults.

IF new, they will be stiff and white in the vent, and the feet limber; if fat, they will have a hard vent; if stale, dry-footed and limber; and if touched, they will peel.

Heath cock and hen.

IF young, they have smooth legs and bills; and if old, rough. For the rest, they are known as the foregoing.

Partridge, cock and hen.

THE bill white and the legs bluish, shew age; for if young, the bill is black and legs yellowish; if new, a fast vent; if stale, a green and open one. If their crops be full, and they have fed on green wheat, they may taint there; and for this smell in their mouth.

Woodcock and snipe.

THE woodcock, if fat, is thick and hard; if new, limber-footed; when stale, dry-footed; or if their noses are snotty, and their thorats muddy and moorish, they are naught. A snipe, if fat, has a fat vent in the side under the wing, and in the vent feels thick; for the rest, like the woodcock.

Doves and pigeons.

TO know the turtle dove, look for a bluish ring round his neck, and the rest mostly white: the stock dove is bigger; and the ring dove is less than the stock dove. The dove-house pigeons, when old, are red legged; if new and fat, they will feel full and fat in the vent, and are limber-footed; but if stale, a flabby and green vent.

And so green or grey plover, fieldfare, blackbird, thrush, larks, &c.

Of hare, leveret, or rabbit.

HARE will be whitish and stiff, if new and clean killed; if stale, the flesh blackish in most parts and the body limber; if the cleft in her lips spread very much, and her claws wide and ragged, she is old, and the contrary young; if the hare be young, the ears will tear like a piece of brown paper; if old, dry and tough. To know a true leveret, feel on the fore-leg near the foot, and if there be a small bone or knob it is right, if not, it is a hare: for the rest observe as in a hare. A rabbit, if stale, will be limber and slimy; if new, white and stiff; if old, her claws are very long and rough, the wool mottled with grey hairs; if young, the claws and wool smooth.

F I S H in season.

Candlemas quarter.

LOBSTERS, crabs, craw-fish, river craw-fish, guard-fish, mackrel, bream, barbel, roach, shad or alloc, lamprey or lamper-eels, dace, bleak, prawns, and horse mackrel.

The eels that are taken in running water, are better than pond eels; of these the silver ones are most esteemed:

Midsummer quarter.

TURBUTS and trouts, soals, grigs, and shafflins and glout, tenes, salmon, dolphin, flying-fish, sheep-head, tollis, both land and sea, sturgeon, seale, chubb, lobsters, and crabs.

Sturgeon is a fish commonly found in the northern seas; but now and then we find them in our great rivers, the Thames, the Severn, and the Tyne. This fish is of a very large size, and will sometimes measure eighteen feet in length. They are much esteemed when fresh, cut in pieces, and roasted or baked, or pickled for cold treats. The cavier is esteemed a dainty, which is the spawn of this fish. The latter end of this quarter come smelts.

Michaelmas quarter.

COD and haddock, coal-fish, white and pouting hake, lyng, tuske and muller, red and grey, weaver gurnet, rocket herrings, sprats, soals, and flounders, plaise, dabs, and smeare dabs, eels, chare, scate, thornback and homlyn, kinson, oysters and scollops, salmon, sea-perch and carp, pike, tench, and sea-tench.

Scate maides are black, and thornback-maides white, gray bass comes with the mullet.

In this quarter are fine smelts, and hold till after Christmas. There are two sorts of mullets, the sea-mullet and river-mullet, both equally good.

Christmas quarter.

DOREY, brile, gudgeons, gollin, smelts, crouch, perch, anchovy and loach, scollop and wilks, periwinkles, cockles, mussels, geare, bearbet and hollebet.

How to chuse fish.

To chuse salmon, pike, trout, carp, tench, grailing, barbel, chub, ruff, eel, whiting, smelt, shad, &c.

ALL these are known to be new or stale by the colour of their gills, their easiness or hardness to open, the hanging or keeping up their fins, the standing out or sinking of their eyes, &c. and by smelling their gills.

Turbut.

HE is chosen by his thickness and plumpness; and if his belly be of a cream colour, he must spend well; but if thin, and his belly of a bluish white, he will eat very loose.

Cod and codling.

CHUSE him by his thickness towards his head, and the whiteness of his flesh when it is cut: and so of a codling.

Lyng.

FOR dried lyng, chuse that which is thickest in the poll, and the flesh of the brightest yellow.

Scate and thornback.

THESE are chosen by their thickness, and the she-scate is the sweetest, especially if large.

Soals.

THESE are chosen by their thickness and stiffness; when their bellies are of a cream colour, they pend the firmer.

Sturgeon.

IF it cuts without crumbling, and the veins and gristles give a true blue where they appear, and the flesh a perfect white, then conclude it to be good.

Fresh herrings and mackrel.

IF their gills are of a lively shining redness, their eyes stand full, and the fish is stiff, then they are new; but if dusty and faded, or sinking and wrinkled, and tails limber, they are stale.

Lobsters.

CHUSE them by their weight; the heaviest are best, if no wa-
ter

ter be in them : if new, the tail will be full smart, like a spring ; if full, the middle of the tail will be full of hard, or reddish-skinned meat. Cock lobster is known by the narrow back part of the tail, and the two uppermost fins within his tail are stiff and hard ; but the hen is soft, and the back of her tail broader.

Prawns, shrimps, and crabfish.

THE two first, if stale, will be limber, and cast a kind of slimy smell, their colour fading, and they slimy : the latter will be limber in their claws and joints, their red colour turn blackish and dusky, and will have an ill smell under their throats ; otherwise all of them are good.

Plaise and flounders.

IF they are stiff, and their eyes be not sunk or look dull, they are new ; the contrary when stale. The best sort of plaise look bluish on the belly.

Pickled salmon.

IF the flesh feels oily, and the scales are stiff and shining, and it comes in flakes, and parts without crumbling, then it is new and good, and not otherwise.

Pickled and red herrings.

FOR the first, open the back to the bone, and if the flesh be white, sleeky and oily, and the bone white, or a bright red, they are good. If red herrings carry a good gloss, part well from the bone, and smell well, then conclude them to be good.

FRUITS and GARDEN-STUFF throughout the year.

January fruits yet lasting, are,

SOME grapes, the Kentish, russet, golden, French, kirton and Dutch pippins, John apples, winter queenings, the marigold and Harvey apples, pom-water, golden-dorset, renneting, love's pearmain, and the winter-pearmain ; winter burgomot, winter-boncretien, winter-mask, winter Norwich, and great surrein pears. All garden things much the same as in December.

February fruits yet lasting.

THE same as in January, except the golden-pippin and pom-water ; also the pomery, and the winter-peppering and dagobent pear.

March fruits yet lasting.

THE golden ducket-dauset, pippins, rennetings, love's pearmain and John apples. The latter boncretien, and double-blossom pear.

April fruits yet lasting.

YOU have now in the kitchen-garden and orchard, autumn carrots, winter spinach, sprouts of cabbage and cauliflowers, turnip-tops, asparagus, young raddishes, Dutch brown lettuce and cresses, burnet, young onions, scallions, leeks, and early kidney beans. On hot beds, purslain, cucumbers, and mushrooms. Some cherries, green apricots, and gooseberries for tarts.

Pippins, deuxans, Westbury apple, russeting, gilliflower, the latter boncretien, oak pear, &c.

May. The product of the kitchen and fruit garden.

ASPARAGUS, cauliflowers, imperial, Silesia, royal and cabbage lettuces, burnet, purslain, cucumbers, nasturtian flowers, pease and beans sown in October, artichokes, scarlet strawberries, and kidney beans. Upon the hot beds, May cherries, May dukes. On walls, green apricots, and gooseberries.

Pippins, deuxans, or John apple, Westbury apples, russeting, gilliflower apples, the codling, &c.

The great karvile, winter-boncretien, black Worcester pear, surrein, and double blossom-pear. Now is the proper time to distil herbs, which are in their greatest perfection.

June. The product of the kitchen and fruit garden.

ASPARAGUS, garden beans and pease, kidney beans, cauliflowers, artichokes, Battersea and Dutch cabbage, melons on the first ridges, young onions, carrots, and parsnips sown in February, purslain, burrage, burnet, the flowers of nasturtian, the Dutch brown, the imperial, the royal, the Silesia, and coss lettuces, some blanched endive and cucumbers, and all sorts of pot-herbs.

Green gooseberries, strawberries, some raspberries, currants white and black, duke cherries, red harts, the Flemish and carnation-cherries, codlings, jannatings, and the masculine apricot. And in the forcing frames all the forward kind of grapes.

July. The product of the kitchen and fruit garden.

RONCIVAL and winged pease, garden and kidney beans, cauliflowers, cabbages, artichokes, and their small suckers, all sorts of kitchen and aromatic herbs. Sallads, as cabbage-lettuce, purslain, burnet, young onions, cucumbers, blanched endive,

dive, carrots, turnips, beets, nasturtian-flowers, musk melons, wood-strawberries, currants, gooseberries, raspberries, red and white jannatings, the Margaret apple, the primat-rufflet, sumtmer-green chissel and pearl pears, the carnation-morella, great bearer, Morocco, erigat, and begarreux-cherries. The nutmeg, Isabella, Persian, Newington, violet, muscal, and rambouillet-peaches. Nectarines, the primordial, myrobalan, red, blue, amber, damask-pear, apricot, and cinnamon-plumbs; also the king's and lady Elizabeth's plumbs, &c. some figs and grapes. Walnuts in high season to pickle, and rock-sampier. The fruit yet lasting of the last year is, the deuxans and winter-ruffeting.

August. The product of the kitchen and fruit garden.

CABBAGES and their sprouts, cauliflowers, artichokes, cabbage-lettuce, beets, carrots, potatoes, turnip, some beans, pease, kidney-beans, and all sorts of kitchen-herbs, raddishes, horse-raddish, cucumbers, cresses, some tarragon, onions, garlick, rocumboles, melons, and cucumbers for pickling.

Gooseberries, raspberries, currants, grapes, figs, mulberries and filberts, apples, the Windsor sovereign, orange burgamot sliper, red Catharine, king Catharine, penny-prussian, summer poppening, sugar and louding pears. Crown Bourdeaux, lavur, disput, savoy and wallacotta-peaches; the muroy, tawney, red Roman, little green cluster, and yellow nectarines.

Imperial blue dates, yellow late pear, black pear, white nutmeg late pear, great Antony or Turkey and Jane plumbs.

Cluster, muscadin, and cornelian grapes.

September. The product of the kitchen and fruit garden.

GARDEN and some kidney-beans, roncival pease, artichokes, raddishes, cauliflowers, cabbage-lettuce, cresses, chervile, onions, tarragon, burnet, fellery, endive, mushrooms, carrots, turnips, skirrets, beets, scorzonera, horse-raddish, garlick, shalots, rocumbole, cabbage and their sprouts, with savoys, which are better when more sweetened with the frost.

Peaches, grapes, figs, pears, plumbs, walnuts, filberts, almonds, quinces, melons, and cucumbers.

October. The product of the kitchen and fruit garden.

SOME cauliflowers, artichokes, pease, beans, cucumbers, and melons; also July sown kidney-beans, turnips, carrots, parsnips, potatoes, skirrets, scorzonera, beets, onions, garlick, shalots, rocumbole, chardones cresses, chervile, mustard, raddish,

raddish, rape, spinach, lettuce small and cabbaged, burnet, tarragon, blanched fellery and endive, late peaches and plumbs, grapes and figs. Mulberries, filberts, and walnuts. The bullace, pines, and arbuters; and great variety of apples and pears.

November. The product of the kitchen and fruit garden.

CAULIFLOWERS in the greenhouse, and some artichokes, carrots, parsnips, turnips, beets, skirrets, scorzonera, horse-raddish, potatoes, onions, garlick, shalots, rocumbole, fellery, parsley, sorrel, thyme, favoury, sweet marjoram dry, and clary cabbages and their sprouts, favoy-cabbage, spinach, late cucumbers. Hot herbs on the hot-bed, burnet, cabbage, lettuce, endive blanched; several sorts of apples and pears.

Some bullaces, medlars, arbutas, walnuts, hazel nuts, and chesnuts.

December. The product of the kitchen and fruit garden.

MANY sorts of cabbages and favoys, spinach, and some cauliflowers in the conservatory, and artichokes in sand. Roots we have as in the last month. Small herbs on the hot-beds for salads, also mint, tarragon, and cabbage-lettuce preserved under glasses; chervil, fellery, and endive blanched. Sage, thyme, favoury, beet-leaves, tops of young beets, parsley, sorrel, spinach, leeks, and sweet marjoram, marigold-flowers, and mint dried. Asparagus on the hot-bed, and cucumbers on the plants sown in July and August, and plenty of pears and apples.

C H A P. XXII.

A certain cure for the bite of a mad dog.

LET the patient be blooded at the arm nine or ten ounces. Take of the herbs, called in Latin, lichen cinerus terrestris; in English, ash-coloured ground liver-wort, cleaned, dried, and powdered, half an ounce.

Of black pepper powdered, two drachms. Mix these well together, and divide the powder into four dozes, one of which must be taken every morning fasting, for four mornings successively, in half a pint of cow's milk warm. After these four dozes are taken, the patient must go into the cold bath, or a cold spring or river every morning fasting for a month. He must be dipt all over, but not to stay in (with his head above water) longer than
half

half a minute, if the water be very cold. After this he must go in three times a week for a fortnight longer.

N. B. The lichen is a very common herb, and grows generally in sandy and barren soils all over England. The right time to gather it is in the months of October and November. *Dr. Mead.*

Another for the bite of a mad dog.

FOR the bite of a mad dog, for either man or beast, take six ounces of rue clean picked and bruised; four ounces of garlick peeled and bruised, four ounces of Venice treacle, and four ounces of filed pewter, or scraped tin. Boil these in two quarts of the best ale, in a pan covered close over a gentle fire, for the space of an hour, then strain the ingredients from the liquor. Give eight or nine spoonfuls of it warm to a man, or a woman, three mornings fasting. Eight or nine spoonfuls is sufficient for the strongest; a lesser quantity to those younger, or of a weaker constitution, as you may judge of their strength. Ten or twelve spoonfuls for a horse or a bullock; three, four, or five to a sheep, hog, or dog. This must be given within nine days after the bite; it seldom fails in man or beast. If you bind some of the ingredients on the wound, it will be so much the better.

Receipt against the plague.

TAKE of rue, sage, mint, rosemary, wormwood, and lavender, a handful of each; infuse them together in a gallon of white wine vinegar, put the whole into a stone-pot closely covered up, upon warm wood-ashes, for four days: after which draw off (or strain throw fine flannel) the liquid, and put it into bottles well corked; and into every quart bottle put a quarter of an ounce of camphire. With this preparation wash your mouth, and rub your loins and your temples every day; snuff a little up your nostrils when you go into the air, and carry about you a bit of sponge dipped in the same, in order to smell to upon all occasions, especially when you are near any place or person that is infected. They write, that four malefactors (who had robbed the infested houses, and murdered the people during the course of the plague) owned, when they came to the gallows, that they had preserved themselves from the contagion, by using the above medicine only; and that they went the whole time from house to house without any fear of the distemper.

How to keep clear from buggs.

FIRST take out of your room all silver and gold-lace, then set the chairs about the room, shut up your windows and doors, tack a blanket over each window, and before the chimney, and over the doors of the room, set open all closets and
cup-

cupboard doors, all your drawers and boxes, hang the rest of your bedding on the chairbacks, lay the feather-bed on a table, then set a large broad earthen pan in the middle of the room, and in that set a chaffing dish that stands on feet, full of charcoal well lighted. If your room is very bad, a pound of rolled brimstone; if only a few, half a pound. Lay it on the charcoal, and get out of the room as quick as possibly you can, or it will take away your breath. Shut your door close, with the blanket over it, and be sure to set it so as nothing can catch fire. If you have any India pepper, throw it in with the brimstone. You must take care to have the door open whilst you lay in the brimstone, that you may get out as soon as possible. Don't open the door under six hours, and then you must be very careful how you go in to open the windows; therefore let the doors stand open an hour before you open the windows. Then brush and sweep your room very clean, wash it well with boiling lee, or boiling water, with a little unslacked lime in it, get a pint of spirits of wine, a pint of spirit of turpentine, and an ounce of camphire; shake all well together, and with a bunch of feathers wash your bedstead very well, and sprinkle the rest over the feather-bed, and about the wainscot and room.

If you find great swarms about the room, and some not dead, do this over again; and you will be quite clear. Every spring and fall, wash your bedstead with half a pint, and you will never have a bugg; but if you find any come in with new goods, or boxes, &c. only wash your bedstead, and sprinkle all over your bedding and bed, and you will be clear; but be sure to do it as soon as you find one. If your room is very bad, it will be well to paint the room after the brimstone is burnt in it.

This never fails, if rightly done.

An effectual way to clear the bedstead of buggs.

TAKE quicksilver, and mix it well in a mortar with the white of an egg till the quicksilver is all well mixt, and there is no blubbers; then beat up some white of an egg very fine, and mix with the quicksilver till it is like a fine ointment, then with a feather anoint the bedstead all over in every creek and corner, and about the lacing and binding, where you think there is any. Do this two or three times: it is a certain cure, and will not spoil any thing.

Directions to the house-maid.

ALWAYS when you sweep a room, throw a little wet sand all over it, and that will gather up all the flew and dust, prevent it from rising, clean the boards, and save the bedding, pictures, and all other furniture from dust and dirt.

A D D I T I O N S,

As printed in the FIFTH EDITION.

To dress a turtle the West Indian way.

TAKE the turtle out of the water the night before you intend to dress it, and lay it on its back, in the morning cut its throat or the head off, and let it bleed well; then cut off the fins, scald, scale and trim them with the head, then raise the callepy (which is the belly or under-shell) clean off, leaving to it as much meat as you conveniently can; then take from the back-shell all the meat and intrails, except the monsieur, which is the fat, and looks green, that must be baked to and with the shell; wash all clean with salt and water, and cut it into pieces of a moderate size, taking from it the bones, and put them with the fins and head in a soop-pot, with a gallon of water, some salt, and two blades of mace. When it boils skim it clean, then put in a bunch of thyme, parsley, savoury and young onions, and your veal part, except about one pound and a half, which must be made force-meat of as for Scotch collops, adding a little Cayan pepper; when the veal has boiled in the soop about an hour, take it out and cut it in pieces, and put to the other part. The guts (which is reckoned the best part) must be split open, scraped and made clean, and cut in pieces about two inches long. The paunch or maw must be scalded and skinned, and cut as the other parts, the size you think proper; then put them with the guts and other parts, except the liver, with half a pound of good fresh butter, a few shallots, a bunch of thyme, parsley, and a little savoury, seasoned with salt, white pepper, mace, three or four cloves beaten, a little Cayan pepper, and take care not to put too much; then let it stew about half an hour over a good charcoal-fire, and put in a pint and a half of Madeira wine, and as much of the broth as will cover it, and let it stew till tender. It will take four or five hours doing. When almost enough, skim it, and thicken it with flour, mixt with some veal broth, about the thickness of a fricasey. Let your force-meat balls be fried about the size of a walnut, and be stewed about half an hour with the rest; if any eggs, let them be boiled and cleaned as you do knots of pullets eggs; and if none, get twelve or fourteen yolks of hard eggs: then put the stew (which is the callepash) into the back-shell, with the eggs all over, and put it into the oven to brown, or do it with a salamander.

The

The callepy must be flashed in several places, and moderately seasoned, with pieces of butter, mixt with chopped thyme, parsley and young onions, with salt, white pepper and mace beaten, and a little Cayan pepper; put a piece on each flash, and then some over, and a dust of flour; then bake it in a tin or iron dripping-pan, in a brisk oven.

The back shell (which is called the callepash) must be seasoned as the callepy, and baked in a dripping-pan, set upright, with four brickbats, or any thing else. An hour and a half will bake it, which must be done before the stew is put in.

The fins, when boiled very tender, to be taken out of the soop, and put into a stew-pan, with some good veal gravy, not high coloured, a little Madeira wine, seasoned and thickened as the callepash, and served in a dish by itself.

The lights, hearts and liver, may be done the same way, only a little higher seasoned; or the lights and heart may be stewed with the callepash, and taken out before you put it in the shell, with a little of the sauce, adding a little more seasoning, and dish it by itself.

The veal-part may be made friandos, or Scotch collops of. The liver should never be stewed with the callepash, but always dressed by itself, after any manner you like; except you separate the lights and heart from the callepash, and then always serve them together in one dish. Take care to strain the soop, and serve it in a tureen, or clean china bowl.

Dishes.

A Callepy,
Lights, &c.—Soop—Fins.
Callepash.

N. B. In the West Indies they generally souse the fins, and eat them cold; omit the liver, and only send to table the callepy, callepash, and soop. This is for a turtle about sixty pounds weight.

To make ice-cream.

TAKE two pewter-basons, one larger than the other; the inward one must have a close cover, into which you are to put your cream, and mix it with raspberries, or whatever you like best, to give it a flavour and a colour. Sweeten it to your palate; then cover it close, and set it into the larger bason. Fill it with ice, and a handful of salt: let it stand in this ice three quarters of an hour, then uncover it, and stir the cream well together; cover it close again, and let it stand half an hour longer, after that turn it into your plate. These things are made at the pewterers.

A turkey, &c. in jelly.

BOIL a turkey or a fowl as white as you can, let it stand till cold, and have ready a jelly made thus: take a fowl, skin it, take off all the fat, don't cut it to pieces, nor break the bones; take four pounds of a leg of veal, without any fat or skin, put it into a well-tinned sauce-pan, put to it full three quarts of water, set it on a very clear fire till it begins to simmer; be sure to skim it well, but take great care it don't boil. When it is well skimmed, set it so as it will but just seem to simmer, put to it too large blades of mace, half a nutmeg, and twenty corncorns of white pepper, a little bit of lemon-peel as big as a sixpence. This will take six or seven hours doing. When you think it is a stiff jelly, which you will know by taking a little out to cool, be sure to skim off all the fat, if any, and be sure not to stir the meat in the sauce-pan. A quarter of an hour before it is done, throw in a large tea spoonful of salt, squeeze in the juice of half a fine Seville orange or lemon; when you think it is enough, strain it off through a clean sieve, but don't pour it off quite to the bottom, for fear of settlings. Lay the turkey or fowl in the dish you intend to send it to the table in, then pour this liquor over it, let it stand till quite cold, and send it to table. A few astertian flowers stuck here and there looks pretty, if you can get them; but lemon, and all those things are entirely fancy. This is a very pretty dish for a cold collation, or a supper.

All sorts of birds or fowls may be done this way.

To make citron.

QUARTER your melon and take out all the inside, then put into the syrup as much as will cover the coat; let it boil in the syrup till the coat is as tender as the inward part, then put them in the pot with as much syrup as will cover them. Let them stand for two or three days, that the syrup may penetrate thro' them, and boil your syrup to a candy height, with as much mountain wine as will wet your syrup, clarify it, and then boil it to a candy height; then dip in the quarters, and lay them on a sieve to dry, and set them before a slow fire, or put them in a slow oven till dry. Observe that your melon is but half ripe, and when they are dry put them in deal boxes in paper.

To candy cherries or green gages.

DIP the stalks and leaves in white wine-vinegar boiling, then scald them in syrup; take them out and boil them to a candy height;

height; dip in the cherries, and hang them to dry with the cherries downwards. Dry them before the fire, or in the sun. Then take the plumbs, after boiling them in a thin syrup, peel off the skin and candy them, and so hang them up to dry.

To take ironmolds out of linen.

TAKE sorrel, bruise it well in a mortar, squeeze it through a cloth, bottle it and keep it for use. Take a little of the above juice, in a silver or tin sauce-pan, boil it over a lamp, as it boils dip in the ironmold, don't rub it, but only squeeze it. As soon as the ironmold is out, throw it into cold water.

To make India pickle.

TO a gallon of vinegar one pound of garlick, and three quarters of a pound of long pepper, a pint of mustard seed, one pound of ginger, and two ounces of turmerick; the garlick must be laid in salt three days, then wip'd clean and dry'd in the sun; the long pepper broke, and the mustard seed bruised: mix all together in the vinegar, then take two large hard cabbages, and two cauliflowers, cut them in quarters, and salt them well; let them lie three days, and then dry them well in the sun.

N. B. The ginger must lie twenty-four hours in salt and water, then cut small and laid in salt three days.

To make English catchup.

TAKE the largest flaps of mushrooms, wipe them dry, but don't peel them, break them to pieces, and salt them very well; let them stand so in an earthen pan for nine days, stirring them once or twice a day, then put them into a jugg close stopp'd set into water over a fire for three hours; then strain it through a sieve, and to every quart of the juice put a pint of strong stale mummy beer, not bitter, a quarter of a pound of anchovies, a quarter of an ounce of mace, the same of cloves, half an ounce of pepper, a race of ginger, half a pound of shallots: then boil them altogether over a slow fire till half the liquor is wasted, keeping the pot close covered; then strain it through a flannel bag. If the anchovies don't make it salt enough, add a little salt.

To prevent the infection among horned cattle.

MAKE an issue in the dewlap, put in a peg of black hellebore, and rub all the vents both behind and before with tar.

NECESSARY DIRECTIONS,

Whereby the reader may easily attain the useful
ART of CARVING.

To cut up a turkey.

RAISE the leg, open the joint, but be sure not to take off the leg; lace down both sides of the breast, and open the pinion of the breast, but do not take it off; raise the merry-thought between the breast-bone and the top, raise the brawn, and turn it outward on both sides, but be careful not to cut it off, nor break it; divide the wing-pinions from the joint next the body, and flick each pinion where the brawn was turned out; cut off the sharp end of the pinion, and the middle-piece will fit the place exactly.

A bustard, capon, or pheasant, is cut up in the same manner.

To rear a goose.

CUT off both legs in the manner of shoulders of lamb; take off the belly-piece close to the extremity of the breast; lace the goose down both sides of the breast, about half an inch from the sharp bone: divide the pinions and the flesh first laced with your knife, which must be raised from the bone, and taken off with the pinion from the body; then cut off the merry-thought, and cut another slice from the breast-bone, quite through; lastly, turn up the carcase, cutting it asunder, the back above the loin-bones.

To unbrace a mallard or duck.

FIRST, raise the pinions and legs, but cut them not off; then raise the merry-thought from the breast, and lace it down both sides with your knife.

To unlace a coney.

THE back must be turned downward, and the apron divided from the belly; this done, slip in your knife between the kidneys, loosening the flesh on each side; then turn the belly, cut the back cross-ways between the wings, draw your knife down both sides of the back-bone, dividing the sides and leg from the
back.

back. Observe not to pull the leg too violently from the bone, when you open the side, but with great exactness lay open the sides from the scut to the shoulder; and then put the legs together.

To wing a partridge or quail.

AFTER having raised the legs and wings, use salt and powdered ginger for sauce.

To allay a pheasant or teal.

THIS differs in nothing from the foregoing, but that you must use salt only for sauce.

To dismember a kern.

CUT off the legs, lace the breast down each side, and open the breast-pinion, without cutting it off; raise the merry-thought between the breast-bone and the top of it; then raise the brawn, turning it outward on both sides; but break it not, nor cut it off; sever the wing-pinion from the joint nearest the body, sticking the pinions in the place where the brawn was: remember to cut off the sharp end of the pinion, and supply the place with the middle-piece.

In this manner some people cut up a capon or pheasant, and likewise a bittern, using no sauce but salt.

To thigh a woodcock.

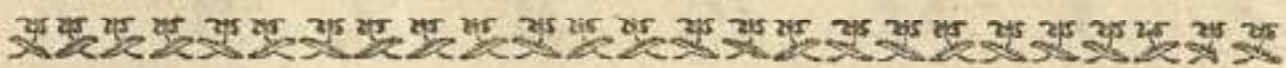
THE legs and wings must be raised in the manner of a fowl; only open the head for the brains. And so you thigh curlews, plover, or snipe, using no sauce but salt.

To display a crane.

AFTER his legs are unfolded, cut off the wings; take them up, and sauce them with powdered ginger, vinegar, salt, and mustard.

To list a swan.

SLIT it fairly down the middle of the breast, clean through the back, from the neck to the rump; divide it in two parts, neither breaking or tearing the flesh; then lay the halves in a charger, the slit sides downwards; throw salt upon it, and set it again on the table. The sauce must be chaldron, served up in saucers.




A P P E N D I X

TO THE

A R T of C O O K E R Y,

M A D E

P L A I N and E A S Y.



THE NEW YORK PUBLIC LIBRARY

A. P. F. B. M. D. I. X.

NO. 101

ART. OF COOKERY

MADE

THE NEW YORK PUBLIC LIBRARY

THE NEW YORK PUBLIC LIBRARY

2

THE NEW YORK PUBLIC LIBRARY

A P P E N D I X.

Observations on preserving Salt Meat, so as to keep it mellow and fine for three or four Months; and to preserve potted Butter.

TAKE care when you salt your meat in the summer, that it be quite cool after it comes from the butcher's; the way is, to lay it on cold bricks for a few hours, and when you salt it, lay it upon an inclining board, to drain off the blood; then salt it a-fresh, add to every pound of salt half a pound of Lisbon sugar, and turn it in the pickle every day; at the month's end it will be fine: the salt which is commonly used, hardens and spoils all the meat; the right sort is that called Lounds's salt; it comes from Nantwich in Cheshire: there is a very fine sort that comes from Malden in Essex, and from Suffolk, which is the reason of that butter being finer than any other; and if every body would make use of that salt in potting butter, we should not have so much bad come to market; observing all the general rules of a dairy. If you keep your meat long in salt, half the quantity of sugar will do; and then bestow loaf sugar, it will eat much finer. This pickle cannot be called extravagant, because it will keep a great while; at three or four months end, boil it up; if you have no meat in the pickle, skim it, and when cold, only add a little more salt and sugar to the next meat you put in, and it will be good a twelvemonth or longer.

Take a leg of mutton-piece, veiny or thick flank-piece, without any bone, pickled as above, only add to every pound of salt an ounce of saltpetre; after being a month or two in the pickle, take it out, and lay it in soft water a few hours, then roast it; it eats fine. A leg of mutton, or shoulder of veal does the same. It is a very good thing where a market is at a great distance, and a large family obliged to provide a great deal of meat.

As to pickling of hams and tongues, you have the receipt in the foregoing chapters; but use either of these fine salts, and they

will be equal to any Bayonne hams, provided your porkling is fine and well fed.

To dress a mock turtle.

TAKE a calf's head, and scald off the hair, as you would do of a pig; then clean it, cut off the horny part in thin slices, with as little of the lean as possible; put in a few chopp'd oysters, and the brains; have ready between a quart and three pints of strong mutton or veal gravy, with a quart of Madeira wine, a large tea spoonful of Cayan butter, a large onion chopped very small; peel off an half of a large lemon, shred as fine as possible, a little salt, the juice of four lemons, and some sweet herbs cut small; stew all these together till the meat is very tender, which will be in about an hour and an half; and then have ready the back shell of a turtle, lined with a paste of flower and water, which you must first set in the oven to harden; then put in the ingredients, and set it into the oven to brown the top; and when that is done, suit your garnish at the top with the yolks of eggs boiled hard, and force-meat balls.

N. B. This receipt is for a large head; if you cannot get the shell of a turtle, a china soup-dish will do as well; and if no oven is at hand, the setting may be omitted; and if no oysters are to be had, it is very good without.

It has been dressed with but a pint of wine, and the juice of two lemons.

When the horny part is boiled a little tender, then put in your white meat.

It will do without the oven, and take a fine knuckle of veal, cut off the skin, and cut some of the fine firm lean into small pieces, as you do the white meat of a turtle, and stew it with the other white meat above.

Take the firm hard fat which grows between the meat, and lay that into the sauce of spinage or sorrel, till half an hour before the above is ready; then take it out, and lay it on a sieve to drain; and put in juice to stew with the above. The remainder of the knuckle will help the gravy.

To stew a buttock of beef.

TAKE the beef that is soaked, wash it clean from salt, and let it lie an hour in soft water; then take it out, and put it into your pot, as you would do to boil, but put no water in, cover it close with the lid, and let it stand over a middling fire, not fierce, but rather slow: it will take just the same time to do, as if it was

to be boiled; when it is about half done, throw in an onion, a little bundle of sweet-herbs, a little mace and whole pepper; cover it down quick again; boil roots and herbs as usual to eat with it. Send it to table with the gravy in the dish.

To stew green pease the Jews way.

TO two full quarts of pease put in a full quarter of a pint of oil and water, not so much water as oil; a little different sort of spices, as mace, clove, pepper, and nutmeg, all beat fine; a little Cayan pepper, a little salt; let all this stew in a broad, flat pipkin; when they are half done, with a spoon make two or three holes; into each of these holes break an egg, yolk and white; take one egg and beat it, and throw over the whole when enough, which you will know by tasting them; and the egg being quite hard, send them to table.

If they are not done in a very broad, open thing, it will be a great difficulty to get them out to lay in a dish.

They would be better done in a silver or tin dish, on a stew-hole, and go to table in the same dish: it is much better than putting them out into another dish.

To dress haddocks after the Spanish way.

TAKE a haddock, washed very clean and dried, and broil it nicely; then take a quarter of a pint of oil in a stew-pan, season it with mace, cloves, and nutmeg, pepper and salt, two cloves of garlick, some love-apples, when in season, a little vinegar; put in the fish, cover it close, and let it stew half an hour over a slow fire.

Flounders done the same way, are very good.

Minced haddocks after the Dutch way.

BOIL them, and take out all the bones, mince them very fine with parsley and onions; season with nutmeg, pepper and salt, and stew them in butter, just enough to keep moist: squeeze the juice of a lemon, and when cold, mix them up with eggs, and put into a puff-paste.

To dress haddocks the Jews way.

TAKE two large fine haddocks, wash them very clean, cut them in slices about three inches thick, and dry them in a cloth; take a gill either of oil or butter in a stew-pan, a middling onion

cut small, a handful of parsley washed and cut small; let it just boil up in either butter or oil, then put in the fish; season it with beaten mace, pepper and salt, half a pint of soft water; let it stew softly, till it is thoroughly done; then take the yolks of two eggs, beat up with the juice of a lemon, and just as it is done enough, throw it over, and send it to table.

A Spanish pease soup.

TAKE one pound of Spanish pease, and lay them in water the night before you use them; then take a gallon of water, one quart of fine sweet oil, a head of garlick; cover the pot close, and let it boil till the pease are soft; then season with pepper and salt; then beat up the yolk of an egg, and vinegar to your palate; poach some eggs, lay in the dish on sippets, and pour the soup on them. Send it to table.

To make onion soup the Spanish way.

TAKE two large Spanish onions, peel and slice them; let them boil very softly in half a pint of sweet oil till the onions are very soft; then pour on them three pints of boiling water; season with beaten pepper, salt, a little beaten clove and mace, two spoonfuls of vinegar, a handful of parsley washed clean, and chopped fine; let it boil fast a quarter of an hour; in the mean time, get some sippets to cover the bottom of the dish, fried quick, not hard; lay them in the dish, and cover each sippet with a poached egg; beat up the yolks of two eggs, and throw over them; pour in your soup, and send it to table.

Garlick and sorrel done the same way, eats well.

Milk soup the Dutch way.

TAKE a quart of milk, boil it with cinnamon and moist sugar; put sippets in the dish, pour the milk over it, and set it over a charcoal fire to simmer, till the bread is soft. Take the yolks of two eggs, beat them up, and mix with a little of the milk, and throw it in; mix it all together, and send it up to table.

Fish pasties the Italian way.

TAKE some flour, and knead it with oil; take a slice of salmon; season it with pepper and salt, and dip into sweet oil, chop onion and parsley fine, and strew over it; lay it in the paste, and double it up in the shape of a slice of salmon: take a
 3 piece

piece of white paper, oil it, and lay under the pasty, and bake it; it is best cold, and will keep a month.

Mackrel done the same way; head and tail together folded in a pasty, eats fine.

Asparagus dressed the Spanish way.

TAKE the asparagus, break them in pieces, then boil them soft, and drain the water from them: take a little oil, water and vinegar, let it boil, season it with pepper and salt, throw in the asparagus, and thicken with yolks of eggs.

Endive done this way, is good; the Spaniards add sugar, but that spoils them. Green pease done as above, are very good; only add a lettuce cut small, and two or three onions, and leave out the eggs.

Red cabbage dressed after the Dutch way, good for a cold in the breast.

TAKE the cabbage, cut it small, and boil it soft, then drain it, and put it in a stew-pan, with a sufficient quantity of oil and butter, a little water and vinegar, and an onion cut small; season it with pepper and salt, and let it simmer on a slow fire, till all the liquor is wasted.

Cauliflowers dressed the Spanish way.

BOIL them, but not too much; then drain them, and put them into a stew-pan; to a large cauliflower put a quarter of a pint of sweet oil, and two or three cloves of garlick; let them fry till brown; then season them with pepper and salt, two or three spoonfuls of vinegar; cover the pan very close, and let them simmer over a very slow fire an hour.

Carrots and French beans dressed the Dutch way.

SLICE the carrots very thin, and just cover them with water; season them with pepper and salt, cut a good many onions and parsley small, a piece of butter; let them simmer over a slow fire till done. Do French beans the same way.

Beans dressed the German way.

TAKE a large bunch of onions, peel and slice them, a great quantity of parsley washed and cut small, throw them into a stew-pan, with a pound of butter; season them well with pepper

and salt, put in two quarts of beans; cover them close, and let them do till the beans are brown, shaking the pan often. Do pease the same way.

Artichoke-suckers dressed the Spanish way.

CLEAN and wash them, and cut them in half; then boil them in water, drain them from the water, and put them into a stew-pan, with a little oil, a little water, and a little vinegar; season them with pepper and salt; stew them a little while, and then thicken them with yolks of eggs.

They make a pretty garnish done thus; clean them and half boil them; then dry them, flour them, and dip them in yolks of eggs, and fry them brown.

To dry pears without sugar.

TAKE the Norwich pears, pare them with a knife, and put them in an earthen pot, and bake them not too soft; put them into a white plate pan, and put dry straw under them, and lay them in an oven after bread is drawn; and every day warm the oven to the degree of heat as when the bread is newly drawn. Within one week they must be dry.

To dry lettuce stalks, artichoke-stalks, or cabbage-stalks.

TAKE the stalks, peel them to the pith, and put the pith in a strong brine three or four days; then take them out of the brine, boil them in fair water very tender, then dry them with a cloth, and put them into as much clarified sugar as will cover them, and so preserve them as you do oranges; then take them and set them to drain; then take fresh sugar, and boil it to the height; take them out and dry them.

Artichokes preserved the Spanish way.

TAKE the largest you can get, cut the tops of the leaves off, wash them well and drain them; to every artichoke pour in a large spoonful of oil; seasoned with pepper and salt. Send them to the oven, and bake them, they will keep a year.

N. B. The Italians, French, Portuguese, and Spaniards, have variety of ways of dressing of fish which we have not, viz.

As making fish-soops, ragoos, pies, &c.

For their soops, they use no gravy, nor in their sauces, thinking it improper to mix flesh and fish together; but make their
fish-

fish-foops with fish, viz. either of craw-fish, lobsters, &c. taking only the juice of them.

FOR EXAMPLE.

TAKE your craw-fish, tie them up in a muslin rag, and boil them; then press out their juice for the abovesaid use.

For their pies.

THEY make some of carp; others of different fish: and some they make like our minced pies, viz. They take a carp, and cut the flesh from the bones, and mince it; adding currants, &c.

Almond rice.

BLANCH the almonds, and pound them in a marble or wooden mortar; and mix them in a little boiling water, press them as long as there is any milk in the almonds; adding fresh water every time; to every quart of almond-juice, a quarter of a pound of rice, and two or three spoonfuls of orange flower water; mix them all together, and simmer it over a very slow charcoal fire, keep stirring it often; when done, sweeten it to your palate; put it into plates, and throw beaten cinnamon over it.

Sham chocolate.

TAKE a pint of milk, boil it over a slow fire, with some whole cinnamon, and sweeten it with Lisbon sugar, beat up the yolks of three eggs, throw all together into a chocolate pot, and mill it one way, or it will turn. Serve it up in chocolate cups.

Marmalade of eggs the Jews way.

TAKE the yolks of twenty-four eggs, beat them for an hour: clarify one pound of the best moist sugar, four spoonfuls of orange-flower water, one ounce of blanched and pounded almonds; stir all together over a very slow charcoal fire, keeping stirring it all the while one way, till it comes to a consistence; then put it into coffee-cups, and throw a little beaten cinnamon on the top of the cups.

This marmalade, mixed with pounded almonds, with orange-peel, and citron, are made in cakes of all shapes, such as birds, fish, and fruit.

A cake

A cake the Spanish way.

TAKE twelve eggs, three quarters of a pound of the best moist sugar, mill them in a chocolate-mill, till they are all of a lather; then mix in one pound of flour, half a pound of pounded almonds, two ounces of candied orange-peel, two ounces of citron, four large spoonfuls of orange-water, half an ounce of cinnamon, and a glass of sack. It is better when baked in a slow oven.

Another way.

TAKE one pound of flour, one pound of butter, eight eggs, one pint of boiling milk, two or three spoonfuls of ale yeast, or a glass of French brandy; beat all well together; then set it before the fire in a pan, where there is room for it to rise; cover it close with a cloth and flannel, that no air comes to it; when you think it is raised sufficiently, mix half a pound of the best moist sugar, an ounce of cinnamon beat fine; four spoonfuls of orange-flower water, one ounce of candied orange-peel, one ounce of citron, mix all well together, and bake it.

To dry plumbs.

TAKE pear-plumbs, fair and clear coloured, weigh them and slit them up the sides; put them into a broad pan, and fill it full of water, set them over a very slow fire; take care that the skin does not come off; when they are tender take them up, and to every pound of plumbs put a pound of sugar; strew a little on the bottom of a large silver bason; then lay your plumbs in, one by one, and strew the remainder of your sugar over them; set them into your stove all night, with a good warm fire the next day; beat them, and set them into your stove again, and let them stand two days more, turning them every day; then take them out of the syrup, and lay them on glass plates to dry.

To make sugar of pearl.

TAKE damask rose-water half a pint, one pound of fine sugar, half an ounce of prepared pearl beat to powder, eight leaves of beaten gold; boil them together according to art; add the pearl and gold leaves when just done, then cast them on a marble.

To make fruit wafers of codlings, plumbs, &c.

TAKE the pulp of any fruit rubb'd through a hair-sieve, and to every three ounces of fruit take six ounces of sugar finely sifted. Dry the sugar very well till it be very hot; heat the pulp also till it be very hot; then mix it and set over a slow charcoal fire, till it be almost a boiling, then pour it in glasses or trenchers, and set it in the stove till you see it will leave the glasses; but before it begins to candy, turn them on papers in what form you please. You may colour them red with clove gilly-flowers steeped in the juice of lemon.

To make white wafers.

BEAT the yolk of an egg and mix it with a quarter of a pint of fair water; then mix half a pound of best flour, and thin it with damask rose-water till you think it of a proper thickness to bake. Sweeten it to your palate with fine sugar finely sifted.

To make brown wafers.

TAKE a quart of ordinary cream, then take the yolks of three or four eggs, and as much fine flour as will make it into a thin batter; sweeten it with three quarters of a pound of fine sugar finely sieved, and as much pounded cinnamon as will make it taste. Do not mix them till the cream be cold; butter your pans, and make them very hot before you bake them.

How to dry peaches.

TAKE the fairest and ripest peaches, pare them into fair water; take their weight in double-refined sugar, of one half make a very thin syrup; then put in your peaches, boiling them till they look clear, then split and stone them. Boil them till they are very tender, lay them a-draining, take the other half of the sugar, and boil it almost to a candy; then put in your peaches, and let them lie all night, then lay them on a glass, and set them in a stove till they are dry. If they are sugar'd too much, wipe them with a wet cloth a little: let the first syrup be very thin, a quart of water to a pound of sugar.

How to make almond knots.

TAKE two pounds of almonds, and blanch them in hot water; beat them in a mortar, to a very fine paste, with rose-water;

water; do what you can to keep them from oiling. Take a pound of double refined sugar, sifted through a lawn sieve, leave out some to make up your knots, put the rest into a pan upon the fire, till it is scalding hot, and at the same time have your almonds scalding hot in another pan; then mix them together with the whites of three eggs beaten to froth, then let it stand till it is cold, then roll it with some of the sugar you left out, and lay them in platters of paper. They will not roll into any shape, but lay them as well as you can, and bake them in a cool oven: it must not be hot, neither must they be colour'd.

To preserve apricots.

TAKE your apricots and pare them, then stone what you can whole; then give them a light boiling in a pint of water, or according to your quantity of fruit; then take the weight of your apricots in sugar, and take the liquor which you boil them in and your sugar, and boil it till it comes to a syrup, and give them a light boiling, taking off the skum as it rises. When the syrup jellies, it is enough; then take up the apricots, and cover them with the jelly, and put cut paper over them, and lay them down when cold.

How to make almond milk for a wash.

TAKE five ounces of bitter almonds, blanch them and beat them in a marble mortar very fine. You may put in a spoonful of sack, when you beat them; then take the whites of three new-laid eggs, three pints of spring-water, and one pint of sack. Mix them all very well together; then strain it through a fine cloth, and put it into a bottle, and keep it for use. You may put in lemon, or powder of pearl, when you make use of it.

How to make gooseberry wafers.

TAKE gooseberries before they are ready for preserving; cut off the black heads, and boil them with as much water as will cover them, all to mash; then pass the liquor and all, as it will run, through a hair-sieve, and put some pulp through with a spoon, but not too near. It is to be pulp'd neither too thick nor too thin; measure it, and to a gill of it take half a pound of double refined sugar; dry it, put it to your pulp, and let it scald on a slow fire, not to boil at all. Stir it very well, and then will rise a frothy white scum, which take clear off as it rises; you must scald and skim it till no scum rises, and it comes clean from the pan side; then

then take it off, and let it cool a little. Have ready sheets of glass very smooth, about the thickness of parchment, which is not very thick. You must spread it on the glasses with a knife, very thin, even, and smooth; then set it in the stove with a slow fire: if you do it in the morning, at night you must cut it into long pieces with a broad case-knife, and put your knife clear under it, and fold it two or three times over, and lay them in a stove, turning them sometimes till they are pretty dry; but do not keep them too long, for they will lose their colour. If they do not come clean off your glasses at night, keep them till next morning.

How to make the thin apricot chips.

TAKE your apricots or peaches, pare them and cut them very thin into chips, and take three quarters of their weight in sugar, it being finely sieved; then put the sugar and the apricots into a pewter dish, and set them upon coals; and when the sugar is all dissolved, turn them upon the edge of the dish out of the syrup, and so set them by. Keep them turning till they have drank up the syrup; be sure they never boil. They must be warmed in the syrup once every day, and so laid out upon the edge of the dish, till all the syrup be drank.

How to make little French biscuits.

TAKE nine new-laid eggs, take the yolks of two out, and take out the treddles, beat them a quarter of an hour, and put in a pound of sieved sugar, and beat them together three quarters of an hour, then put in three quarters of a pound of flour, very fine and well dried. When it is cold, mix all well together, and beat them about half a quarter of an hour, first and last. If you please put in a little orange-flower water, and a little grated lemon-peel; then drop them about the bigness of a half crown, (but rather long than round) upon doubled paper a little buttered, sieve some sugar on them, and bake them in an oven, after manchet.

How to preserve pippins in jelly.

TAKE pippins, pare, core, and quarter them; throw them into fair water, and boil them till the strength of the pippins be boiled out, then strain them through a jelly-bag; and to a pound of pippins take two pounds of double refined sugar, a pint of this pippin liquor, and a quart of spring water; then pare the pippins very neatly, cut them into halves slightly cored, throw them into fair water. When your sugar is melted, and your
syrup

syrup boiled a little, and clean skimmed, dry your pippins with a clean cloth, throw them into your syrup; take them off the fire a little, and then set them on again, let them boil as fast as you possibly can, having a clear fire under them, till they jelly; you must take them off sometimes and shake them, but stir them not with a spoon; a little before you take them off the fire, squeeze the juice of a lemon and orange into them, which must be first passed a tiffany; give them a boil or two after, so take them up, else they will turn red. At the first putting of your sugar in, allow a little more for this juice; you may boil orange or lemon peel very tender in spring-water, and cut them in thin long pieces, and then boil them in a little sugar and water, and put them in the bottom of your glasses; turn your pippins often, even in the boiling.

How to make blackberry wine.

TAKE your berries when full ripe, put them into a large vessel of wood or stone, with a spicket in, and pour upon them as much boiling water as will just appear at the top of them; as soon as you can endure your hand in them, bruise them very well, till all the berries be broke; then let them stand close covered till the berries be well wrought up to the top, which usually is three or four days; then draw off the clear juice into another vessel; and add to every ten quarts of this liquor one pound of sugar, stir it well in, and let it stand to work in another vessel like the first, a week or ten days; then draw it off at the spicket through a jelly-bag, into a large vessel; take four ounces of isinglass, lay it in sleep twelve hours in a pint of white wine: the next morning boil it till it be all dissolved, upon a slow fire; then take a gallon of your blackberry juice, put in the dissolved isinglass, give it a boil together, and put it in hot.

The best way to make raisin wine.

TAKE a clean wine or brandy hoghead; take great care it is very sweet and clean, put in two hundred of raisins, stalks and all, and then fill the vessel with fine clear spring-water: let it stand till you think it has done hissing; then throw in two quarts of fine French brandy; put in the bung slightly, and in about three weeks or a month, if you are sure it has done fretting, stop it down close: let it stand six months, peg it near the top, and if you find it very fine and good, fit for drinking, bottle it off, or else stop it up again, and let it stand six months longer. It should stand six months in the bottle: this is by much the best way of making

making it, as I have seen by experience, as the wine will be much stronger, but less of it: the different sorts of raisins make quite a different wine; and after you have drawn off all the wine, throw on ten gallons of spring-water; take off the head of the barrel, and stir it well twice a day, pressing the raisins as well as you can; let it stand a fortnight or three weeks, then draw it off into a proper vessel to hold it, and squeeze the raisins well; add two quarts of brandy, and two quarts of syrup of elderberries, stop it close when it has done working; and in about three months it will be fit for drinking. If you don't chuse to make this second wine, fill your hoghead with spring-water, and set in the sun for three or four months, and it will make excellent vinegar.

How to preserve white quinces whole.

TAKE the weight of your quince in sugar, and put a pint of water to a pound of sugar, make it into a syrup, and clarify it; then core your quince and pare it, and put it into your syrup, and let it boil till it be all clear; then put in three spoonfuls of jelly, which must be made thus: over night, lay your quince-kernels in water, then strain them, and put them into your quinces, and let them have but one boil afterwards.

How to make orange wafers.

TAKE the best oranges, and boil them in three or four waters, till they be tender; then take out the kernels and the juice, and beat them to pulp, in a clean marble mortar, and rub them through a hair-sieve; to a pound of this pulp take a pound and an half of double refined sugar, beaten and sieced; take half of your sugar, and put it into your oranges, and boil it till it ropes; then take it from the fire, and when it is cold, make it up in paste with the other half of your sugar; make but a little at a time, for it will dry too fast; then with a little rolling-pin roll them out as thin as tiffany upon papers; cut them round with a little drinking-glass, and let them dry, and they will look very clear.

How to make orange cakes.

TAKE the peels of four oranges, being first pared, and the meat taken out, boil them tender, and beat them small in a marble mortar; then take the meat of them, and two more oranges, your seeds and skins being picked out, and mix it with the peelings that are beaten; set them on the fire, with a spoonful or two of orange-flower water, keeping it stirring till that moisture

sture be pretty well dried up; then have ready to every pound of that pulp, four pounds and a quarter of double-refined sugar, finely fierced: make your sugar very hot, and dry it upon the fire, and then mix it and the pulp together, and set it on the fire again, till the sugar be very well melted, but be sure it does not boil; you may put in a little peel, small shred or grated, and when it is cold, draw it up in double papers; dry them before the fire, and when you turn them, put two together; or you may keep them in deep glasses or pots, and dry them as you have occasion.

How to make white cakes like china dishes.

TAKE the yolks of two eggs, and two spoonfuls of sack, and as much rose-water, some carraway-seeds, and as much flour as will make it a paste stiff enough to roll very thin: if you would have them like dishes, you must bake them upon dishes buttered. Cut them out into what work you please to candy them; take a pound of fine fierced sugar perfumed, and the white of an egg, and three or four spoonfuls of rose-water, stir it till it looks white; and when that paste is cold, do it with a feather on one side. This candied, let it dry, and do the other side so, and dry it also.

To make a lemoned honey-comb.

TAKE the juice of one lemon, and sweeten it with fine sugar to your palate; then take a pint of cream, and the white of an egg, and put in some sugar, and beat it up; and as the froth rises, take it off, and put it on the juice of the lemon, till you have taken all the cream off upon the lemon; make it the day before you want it, in a dish that is proper.

How to dry cherries.

TAKE eight pounds of cherries, one pound of the best powdered sugar, stone the cherries over a great deep bason or glass, and lay them one by one in rows, and strew a little sugar: thus do till your bason is full to the top, and let them stand till the next day; then pour them out into a great posnit, set them on the fire; let them boil very fast a quarter of an hour, or more; then pour them again into your bason, and let them stand two or three days; then take them out, and lay them one by one on hair-sieves, and set them in the sun, or an oven, till they are dry, turning them every day upon dry sieves: if in the oven,

oven, it must be as little warm as you can just feel it, when you hold your hand in it.

How to make fine almond cakes.

TAKE a pound of Jordan almonds, blanch them, beat them very fine with a little orange-flower water, to keep them from diling; then take a pound and a quarter of fine sugar, boil it to a high candy: then put in your almonds; then take two fresh lemons, grate off the rind very thin, and put as much juice as to make it of a quick taste; then put it into your glasses, and set it into your stove, stirring them often, that they do not candy: so, when it is a little dry, put it into little cakes upon sheets of glass to dry.

How to make Uxbridge-cakes.

TAKE a pound of wheat flour, seven pounds of currants, half a nutmeg, four pounds of butter, rub your butter cold very well amongst the veal, dress your currants very well in the flour, butter, and seasoning, and knead it with so much good new yeast as will make it into a pretty high paste; usually two pennyworth of yeast to that quantity; after it is kneaded well together, let it stand an hour to rise; you may put half a pound of paste in a cake.

How to make mead.

TAKE ten gallons of water, and two gallons of honey, a handful of rased ginger; then take two lemons, cut them in pieces, and put them into it, boil it very well, keep it skimming; let it stand all night in the same vessel you boil it in, the next morning barrel it up, with two or three spoonfuls of good yeast. About three weeks or a month after, you may bottle it.

Marmalade of cherries.

TAKE five pounds of cherries, stoned, and two pounds of hard sugar, shred your cherries, wet your sugar with the juice that runneth from them; then put the cherries into the sugar, and boil them pretty fast till it be a marmalade; when it is cold, put it up in glasses for use.

To dry damosins.

TAKE four pounds of damosins; take one pound of fine sugar, make a syrup of it, with about a pint of fair water; then put in your damosins, stir it into your hot syrup, so let them

A a

stand

stand on a little fire, to keep them warm for half an hour; then put all into a bason, and cover them, let them stand till the next day; then put the syrup from them, and set it on the fire, and when it is very hot, put it on your damosins: this do twice a-day for three days together; then draw the syrup from the damosins, and lay them in an earthen dish, and set them in an oven after bread is drawn; when the oven is cold, take them and turn them, and lay them upon clean dishes; set them in the sun, or in another oven, till they are dry.

Marmalade of quince white.

TAKE the quinces, pare them and core them, put them into water as you pare them, to be kept from blacking, then boil them so tender that a quarter of straw will go through them; then take their weight of sugar, and beat them, break the quinces with the back of a spoon; and then put in the sugar, and let them boil fast uncovered, till they slide from the bottom of the pan: you may make paste of the same, only dry it in a stove, drawing it out into what form you please.

To preserve apricots or plumbs green.

TAKE your plumbs before they have stones in them, which you may know by putting a pin through them; then coddle them in many waters, till they are as green as grass: peel them and coddle them again; you must take the weight of them in sugar, and make a syrup; put to your sugar a jack of water: then put them in, set them on the fire to boil slowly, till they be clear, skimming them often, and they will be very green. Put them up in glasses, and keep them for use.

To preserve cherries.

TAKE two pounds of cherries, one pound and an half of sugar, half a pint of fair water, melt your sugar in it; when it is melted, put in your other sugar and your cherries; then boil them softly, till all the sugar be melted; then boil them fast, and skim them; take them off two or three times and shake them, and put them on again, and let them boil fast; and when they are of a good colour, and the syrup will stand, they are enough.

To preserve barberries.

TAKE the ripest and best barberries you can find; take the weight of them in sugar; then pick out the seeds and tops, wet your sugar with the juice of them, and make a syrup, then put in your barberries, and when they boil, take them off and shake them, and set them on again, and let them boil, and repeat the same, till they are clean enough to put into glasses.

Wiggs.

TAKE three pounds of well-dried flour, one nutmeg, a little mace and salt, and almost half a pound of carraway comfits; mix these well together, and melt half a pound of butter in a pint of sweet thick cream, six spoonfuls of good sack, four yolks and three whites of eggs, and near a pint of good light yeast; work these well together, and cover it, and set it down to the fire to rise: then let them rest, and lay the remainder, the half pound of carraways on the top of the wiggs, and put them upon papers well floured and dried, and let them have as quick an oven as for tarts.

To make fruit wafers; codlings or plumbs do best.

TAKE the pulp of fruit, rubbed through a hair-sieve, and to three ounces of pulp take six ounces of sugar, finely sieved; dry your sugar very well, till it be very hot, heat the pulp also very hot, and put to it your sugar, and heat it on the fire, till it be almost at boiling; then pour it on the glasses or trenchers, and set it in the stove, till you see it will leave the glasses, (but before it begins to candy) take them off, and turn them upon papers in what form you please; you may colour them red with clove jilliflowers steeped in the juice of lemon.

How to make marmalade of oranges.

TAKE the oranges and weigh them; to a pound of oranges take half a pound of pippins, and almost half a pint of water, a pound and a half of sugar; pare your oranges very thin, and save the peelings: then take off the skins, and boil them till they are very tender, and the bitterness is gone out of them. In the mean time pare your pippins, and slice them into water, and boil them till they are clear, pick out the meat from the skins of your oranges, before you boil them; and add to that meat the meat of one lemon; then take the peels you have boiled tender, and shred them, or cut them into very thick slices, what length

you please; then set the sugar on the fire, with seven or eight spoonfuls of water, skim it clean, then put in the peel, and the meat of the oranges and lemons, and the pippins, and so boil them; put in as much of the outward rind of the oranges as you think fit, and so boil them till they are enough.

Cracknels.

TAKE half a pound of the whitest flour, and a pound of sugar beaten small, two ounces of butter cold, one spoonful of caraway-seeds, steeped all night in vinegar: then put in three yolks of eggs, and a little rose-water, work your paste altogether; and after that beat it with a rolling-pin, till it be light; then roll it out thin, and cut it with a glass, lay it thin on plates buttered, and prick them with a pin; then take the yolks of two eggs, beaten with rose-water, and rub them over with it; then set them into a pretty quick oven, and when they are brown take them out and lay them in a dry place.

To make orange loaves.

TAKE your orange, and cut a round hole in the top, take out all the meat, and as much of the white as you can, without breaking the skin: then boil them in water till tender, shifting the water till it is not bitter; then take them up and wipe them dry: then take a pound of fine sugar, a quart of water, or in proportion to the oranges; boil it, and take off the skum as it riseth: then put in your oranges, and let them boil a little, and let them lie a day or two in the syrup; then take the yolks of two eggs, a quarter of a pint of cream (or more) beat them well together; then grate in two Naples biscuits, (or white bread), a quarter of a pound of butter, and four spoonfuls of sack; mix it all together till your butter is melted; then fill the oranges with it, and bake them in a slow oven as long as you would a custard, then stick in some cut citron, and fill them up with sack, butter, and sugar grated over.

To make a lemon tower or pudding.

GRATE the outward rind of three lemons; take three quarters of a pound of sugar, and the same of butter, the yolks of eight eggs, beat them in a marble mortar, at least an hour; then lay a thin rich crust in the bottom of the dish you bake it in, as you may something also over it: three quarters of an hour will bake it. Make an orange-pudding the same way, but pare the

The rinds, and boil them first in several waters, till the bitterness is boiled out.

How to make the clear lemon cream.

TAKE a gill of clear water, infuse in it the rind of a lemon, till it tastes of it; then take the whites of six eggs, the juice of four lemons; beat all well together, and run them through a hair-sieve, sweeten them with double-refined sugar, and set them on the fire, not too hot, keeping stirring; and when it is thick enough, take it off.

How to make chocolate.

TAKE six pounds of cocoa-nuts, one pound of anniseeds, four ounces of long pepper, one of cinnamon, a quarter of a pound of almonds, one pound of pistachios, as much achiote as will make it the colour of brick; three grains of musk, and as much ambergrease, six pounds of loaf sugar, one ounce of nutmegs, dry and beat them, and pierce them through a fine sieve: your almonds must be beat to a paste, and mixed with the other ingredients; then dip your sugar in orange-flower, or rose-water, and put it in a skillet, on a very gentle charcoal-fire; then put in the spice, and stew it well together; then the musk and ambergrease; then put in the cocoa-nuts last of all; then achiote, wetting it with the water the sugar was dipt in; stew all these very well together over a hotter fire than before; then take it up, and put it into boxes, or what form you like, and set it to dry in a warm place. The pistachios and almonds must be a little beat in a mortar, then ground upon a stone.

Another way to make chocolate.

TAKE six pounds of the best Spanish nuts, when parch'd and clean'd from the hulls; take three pounds of sugar, two ounces of the best cinnamon, beaten and sifted very fine; to every two pounds of nuts put in three good vanelas, or more or less as you please; to every pound of nuts half a dram of cardamum seeds, very finely beaten and pierced.

Cheefecakes without currants.

TAKE two quarts of new milk, set it as it comes from the cow, with as little runnet as you can; when it is come, break it as gently as you can, and whey it well; then pass it through a hair-sieve, and put it into a marble mortar, and beat into it a pound of new butter, washed in rose-water; when that is well

mingled in the curd, take the yolks of six eggs, and the whites of three, beat them very well with a little thick cream and salt; and after you have made the coffins, just as you put them into the crust (which must not be till you are ready to set them into the oven) then put in your eggs and sugar, and a whole nutmeg finely grated; stir them all well together, and so fill your crusts; and if you put a little fine sugar pierced into the crust, it will roll the thinner and cleaner; three spoonfuls of thick sweet cream will be enough to beat up your eggs with.

How to preserve white pear plumbs.

TAKE the finest and clearest from specks you can get; to a pound of plumbs take a pound and a quarter of sugar, the finest you can get, a pint and a quarter of water; slit the plumbs and stone them, and prick them full of holes, saving some sugar beat fine laid in a bason; as you do them, lay them in, and strew sugar over them; when you have thus done, have half a pound of sugar, and your water ready made into a thin syrup, and a little cold; put in your plumbs with the slit side downwards, set them on the fire, keep them continually boiling, neither too slow nor too fast; take them often off, shake them round, and skin them well, keep them down into the syrup continually, for fear they lose their colour; when they are thoroughly scalded, strew on the rest of your sugar, and keep doing so till they are enough, which you may know by their glazing towards the latter end; boil them up quickly.

To preserve currants.

TAKE the weight of the currants in sugar, prick out the feeds; take to a pound of sugar half a jack of water, let it melt, then put in your berries, and let them do very leisurely, skim them, and take them up, let the syrup boil, then put them on again, and when they are clear, and the syrup thick enough, take them off, and when they are cold put them up in glasses.

To preserve raspberries.

TAKE of the raspberries that are not too ripe, and take the weight of them in sugar, wet your sugar with a little water, and put in your berries, and let them boil softly, take heed of breaking them; when they are clear, take them up, and boil the syrup till it be thick enough, then put them in again, and when they are cold put them up in glasses.

To make biscuit bread.

TAKE half a pound of very fine wheat flour, and as much sugar finely sieced, and dry them very well before the fire, dry the flour more than the sugar; then take four new laid eggs, take out the strains, then swing them very well, then put the sugar in, and swing it well with the eggs, then put the flour in it, and beat all together half an hour at the least; put in some anniseeds, or carraway seeds, and rub the plates with butter, and set them into the oven.

To candy angelica.

TAKE it in April, boil it in water till it be tender; then take it up and drain it from the water very well, then scrape the outside of it, and dry it in a clean cloth, and lay it in the syrup, and let it lie in three or four days, and cover it close: the syrup must be strong of sugar, and keep it hot a good while, and let it not boil; after it is heated a good while, lay it upon a pyp-plate, and so let it dry, keep it near the fire lest it dissolve.

To preserve cherries.

TAKE their weight in sugar before you stone them; when stoned, make your syrup, then put in your cherries, let them boil slowly at the first, till they be thoroughly warmed, then boil them as fast as you can; when they are boiled clear, put in the jelly, with almost the weight in sugar, strew the sugar on the cherries: for the colouring, you must be ruled by your eye; to a pound of sugar put a jack of water, strew your sugar on them before they boil, and put in the juice of currants soon after they boil.

To dry pear plumbs.

TAKE two pounds of pear plumbs to one pound of sugar; stone them, and fill them every one with sugar; lay them in an earthen pot, put to them as much water as will prevent burning them; then set them in an oven after bread is drawn, let them stand till they be tender, then put them into a sieve to drain well from the syrup, then set them in an oven again, until they be a little dry; then smooth the skins as well as you can,

and so fill them ; then set them in the oven again to harden ; then wash them in water scalding hot, and dry them very well, then put them in the oven again very cool to blue them, put them between two pewter dishes, and set them in the oven.

The filling for the aforesaid plumbs.

TAKE the plumbs, wipe them, prick them in the seams, put them in a pitcher, and set them in a little boiling water, let them boil very tender, then pour most of the liquor from them, then take off the skins and the stones ; to a pint of the pulp a pound of sugar well dried in the oven ; then let it boil till the scum rise, which take off very clean, and put into earthen plates, and dry it in an oven, and so fill the plumbs.

To candy cassia.

TAKE as much of the powder of brown cassia as will lie upon two broad shillings, with what musk and ambergrease you think fitting : the cassia and perfume must be powdered together ; then take a quarter of a pound of sugar, and boil it to a candy-height ; then put in your powder, and mix it well together, and pour it in pewter-saucers or plates, which must be buttered very thin, and when it is cold it will slip out : the cassia is to be bought at London ; sometimes it is in powder, and sometimes in a hard lump.

To make carraway cakes.

TAKE two pounds of white flour, and two pounds of coarse loaf sugar well dried, and fine sifted ; after the flour and sugar is sifted and weighed, then mingle them together, sift the flour and sugar together, throw a hair sieve into the bowl you use it in ; to them you must have two pounds of good butter, eighteen eggs, leaving out eight of the whites ; to these you must have four ounces of candied orange, five or six ounces of carraway comfits : you must first work the butter with rose-water, till you can see none of the water, and your butter must be very soft ; then put in flour and sugar, a little at a time, and likewise your eggs ; but you must beat your eggs very well, with ten spoonfuls of sack ; so you must put in each as you think fit, keeping it constantly beating with your hand, till you have put it into the hoop for the oven ; do not put in your sweetmeats and seeds, till you are
ready

ready to put into your hoops : you must have three or four doubles of cap-paper under the cakes, and butter the paper and hoop : you must sift some fine sugar upon your cake, when it goes into the oven.

To preserve pippins in slices.

WHEN your pippins are prepared, but not cored, cut them in slices, and take the weight of them in sugar, put to your sugar a pretty quantity of water, let it melt, and skim it, let it boil again very high ; then put them into the syrup when they are clear ; lay them in shallow glasses, in which you mean to serve them up ; then put in the syrup a candied orange-peel cut in little slices very thin, and lay about the pippin ; cover them with syrup, and keep them about the pippin.

Sack cream like butter.

TAKE a quart of cream, boil it with mace, put to it six egg-yolks well beaten, so let it boil up ; then take it off the fire, and put in a little sack, and turn it ; then put it in a cloth, and let the whey run from it ; then take it out of the cloth, and season it with rose water and sugar, being very well broken with a spoon ; serve it up in the dish, and pink it as you would do a dish of butter, so send it in with cream and sugar.

Barley cream.

TAKE a quart of French barley, boil it in three or four waters, till it be pretty tender ; then set a quart of cream on the fire with some mace and nutmeg ; when it begins to boil, drain out the barley from the water, put in the cream, and let it boil till it be pretty thick and tender ; then season it with sugar and salt. When it is cold serve it up.

Almond butter.

TAKE a quart of cream, put in some mace whole, and a quartered nutmeg, the yolks of eight eggs well beaten, and three-quarters of a pound of almonds well blanched, and beaten extremely small, with a little rose-water and sugar ; put all these together, set them on the fire, and stir them till they begin to boil ; then take it off, and you will find it a little cracked ; so lay a strainer in a cullender, and pour it into it, and let it drain a
4 day

day or two, till you see it is firm like butter; then run it through a cullender, then it will be like little comfits, and so serve it up.

Sugar cakes.

TAKE a pound and a half of very fine flour, one pound of cold butter, half a pound of sugar, work all these well together into a paste, then roll it with the palms of your hands into balls, and cut them with a glass into cakes; lay them in a sheet of paper, with some flour under them; to bake them you may make tumblers, only blanch in almonds, and beat them small, and lay them in the midst of a long piece of paste, and roll it round with your fingers, and cast them into knots, in what fashion you please; prick them and bake them.

Sugar cakes another way.

TAKE half a pound of fine sugar sieved, and as much flour, two eggs beaten with a little rose-water, a piece of butter about the bigness of an egg, work them well together, till they be a smooth paste; then make them into cakes, working every one with the palms of your hands; then lay them in plates, rubb'd over with a little butter; so bake them in an oven little more than warm. You may make knots of the same the cakes are made of; but in the mingling you must put in a few caraway seeds; when they are wrought to paste, roll them with the ends of your fingers into small rolls, and make it into knots; lay them upon pye-plates rubb'd with butter, and bake them.

Clouted cream.

TAKE a gill of new milk, and set it on the fire, and take six spoonfuls of rose-water, four or five pieces of large mace, put the mace on a thread; when it boils, put to them the yolks of two eggs very well beaten; stir these very well together; then take a quart of very good cream, put it to the rest, and stir it together, but let it not boil after the cream is in. Pour it out of the pan you boil it in, and let it stand all night; the next day take the top off it, and serve it up.

Quince cream.

TAKE your quinces, and put them in boiling water unpared, boil them apace uncovered, lest they discolour when they are boiled, pare them, beat them very tender with sugar; then
take

take cream, and mix it till it be pretty thick: if you boil your cream with a little cinnamon, it will be better, but let it be cold before you put it to your quince.

Citron cream.

TAKE a quart of cream, and boil it with three pennyworth of good clear isinglass, which must be tied up in a piece of thin tiffany; put in a blade or two of mace strongly boiled in your cream and isinglass, till the cream be pretty thick; sweeten it to your taste, with perfumed hard sugar; when it is taken off the fire, put in a little rose-water to your taste; then take a piece of your green freshest citron, and cut it in little bits, the breadth of point-dales, and about half as long; and the cream being first put into dishes, when it is half cold, put in your citron, so as it may but sink from the top, that it may not be seen, and may lie before it be at the bottom; if you wash your citron before in rose-water, it will make the colour better and fresher; so let it stand till the next day, where it may get no water, and where it may not be shaken.

Cream of apples, quince, gooseberries, prunes, or raspberries.

TAKE to every quart of cream four eggs, being first well beat and strained, and mix them with a little cold cream, and put it to your cream, being first boiled with whole mace; keep it stirring, till you find it begin to thicken at the bottom and sides; your apples, quinces, and berries must be tenderly boiled, so as they will crush in the pulp; then season it with rose-water and sugar to your taste, putting it up into dishes; and when they are cold, if there be any rose-water and sugar, which lies waterish at the top, let it be drained out with a spoon: this pulp must be made ready before you boil your cream; and when it is boiled, cover over your pulp a pretty thickness with your egg cream, which must have a little rose-water and sugar put to it.

Sugar loaf cream.

TAKE a quarter of a pound of hartshorn, and put it to a pottle of water, and set on the fire in a pipkin, covered till it be ready to seeth; then pour off the water, and put a pottle of water more to it, and let it stand simmering on the fire till it be consumed

consumed to a pint, and with it two ounces of isinglass washed in rose-water, which must be put in with the second water; then strain it, and let it cool; then take three pints of cream, and boil it very well with a bag of nutmeg, cloves, cinnamon, and mace; then take a quarter of a pound of Jordan almonds, and lay them one night in cold water to blanch; and when they are blanched, let them lie two hours in cold water; then take them forth, and dry them in a clean linen cloth, and beat them in a marble mortar, with fair water or rose-water, beat them to a very fine pulp, then take some of the aforesaid cream well warmed, and put the pulp by degrees into it, straining it through a cloth with the back of a spoon, till all the goodness of the almonds be strained out into the cream; then season the cream with rose-water and sugar; then take the aforesaid jelly, warm it till it dissolves, and season it with rose-water and sugar, and a grain of ambergrease or musk, if you please; then mix your cream and jelly together very well, and put it into glasses well warmed (like sugar-loaves) and let it stand all night; then put them forth upon a plate or two, or a white china dish, and stick the cream with piony kernels, or serve them in glasses one on every trencher.

Conserve of roses boiled.

TAKE red roses, take off all the whites at the bottom, or elsewhere, take three times the weight of them in sugar; put to a pint of roses a pint of water, skim it well, shred your roses a little before you put them into water, cover them, and boil the leaves tender in the water; and when they are tender, put in your sugar; keep them stirring, lest they burn when they are tender, and the syrup consumed. Put them up, and so keep them for your use.

How to make orange biscuits.

PARE your oranges, not very thick, put them into water, but first weigh your peels, let it stand over the fire, and let it boil till it be very tender; then beat it in a marble mortar, till it be a very fine smooth paste; to every ounce of peels put two ounces and a half of double-refined sugar well sieced, mix them well together with a spoon in the mortar; then spread it with a knife upon pye-plates, and set it in an oven a little warm, or before the fire; when it feels dry upon the top, cut it into what fashion you please, and turn them into another plate, and set them in a
stove

stove till they be dry; where the edges look rough, when it is dry, they must be cut with a pair of scissars.

How to make yellow varnish.

TAKE a quart of spirit of wine, and put to it eight ounces of seed-cake, shake it half an hour; next day it will be fit for use, but strain it first; take lamp-black, and put in your varnish about the thickness of a pancake; mix it well, but stir it not too fast; then do it eight times over, and let it stand till the next day; then take some burnt ivory, and oil of turpentine as fine as butter; then mix it with some of your varnish, till you have varnished it fit for polishing; then polish it with tripola in fine flour; then lay it on the wood smooth, with one of the brushes; then let it dry, and do it so eight times at the least: when it is very dry lay on your varnish that is mixed, and when it is dry, polish it with a wet cloth dipped in tripola, and rub it as hard as you would do platters.

How to make a pretty varnish to colour little baskets, bowls, or any board where nothing hot is set on.

TAKE either red, black or white wax, which colour you want to make: to every two ounces of sealing-wax one ounce of spirit of wine, pound the wax fine, then sift it through a fine lawn-sieve, till you have made it extremely fine: put it into a large phial with the spirits of wine, shake it, let it stand within the air of the fire forty-eight hours, shaking it often; then with a little brush rub your baskets all over with it: let it dry, and do it over a second time, and it makes them look very pretty.

How to clean gold or silver lace.

TAKE alabaster finely beaten and sieved, and put it into an earthen pipkin, and set it upon a chaffing-dish of coals, and let it boil for some time, straining it often with a stick first; when it begins to boil, it will be very heavy; when it is enough, you will find it in the stirring very light; then take it off the fire, lay your lace upon a piece of flannel, and strew your powder upon it; knock it well in with a hard cloth brush: when you think it is enough, brush the powder out with a clean brush.

How

How to make sweet powder for cloaths.

TAKE orris roots two pounds and a half, of lignum rodicum six ounces, of scraped cypress roots three ounces, of damask roses carefully dried a pound and a half, of Benjamin four ounces and a half, of storax two ounces and a half, of sweet-marjoram three ounces, of sabdanum one ounce, and a dram of calamus aromaticus, and one dram of musk coods, six drams of lavender and flowers, and mellilot flowers, if you please.

To clean white sattins, flowered silks with gold and silver in them.

TAKE stale bread crumbled very fine, mixed with powder blue, rub it very well over the silk or sattin; then shake it well, and with clean soft cloths dust it well: if any gold or silver flowers, afterwards take a piece of crimson in grain velvet, and rub the flowers with it.

To keep arms, iron, or steel from rusting.

TAKE the filings of lead, or dust of lead, finely beaten in an iron mortar, putting to it oil of spike, which will make the iron smell well: and if you oil your arms, or any thing that is made of iron or steel, you may keep them in moist ains from rusting.

The Jews way to pickle beef, which will go good to the West-Indies, and keep a year good in the pickle, and with care will go to the East-Indies.

TAKE any piece of beef without bones, or take the bones out, if you intend to keep it above a month; take mace, cloves, nutmeg, and pepper, and juniper-berries beat fine, and rub the beef well, mix salt and Jamaica pepper, and bay-leaves; let it be well seasoned, let it lie in this seasoning a week or ten days, throw in a good deal of garlick and shalot; boil some of the best white wine vinegar, lay your meat in a pan or good vessel for the purpose, with the pickle; and when the vinegar is quite cold, pour it over, cover it close. If it is for a voyage, cover it with oil, and let the cooper hoop up the barrel very well: this is a good way in a hot country, where meat will not keep; then it must be put into the vinegar directly
with

with the seasoning; then you may either roast or stew it, but 'tis best stewed, and add a good deal of onion and parsley chopped fine, some white wine, a little catchup, truffles and morels, a little good gravy, a piece of butter rolled in flour, or a little oil, in which the meat and onions ought to stew a quarter of an hour before the other ingredients are put in: then put all in, and stir it together, and let it stew till you think it enough. This is a good pickle in a hot country, to keep beef or veal that is dressed, to eat cold.

How to make cyder.

AFTER all your apples are bruised, take half of your quantity and squeeze them, and the juice you press from them pour upon the others half bruised, but not squeezed, in a tub for the purpose, having a tap at the bottom; let the juice remain upon the apples three or four days, then pull out your tap, and let your juice run into some other vessel set under the tub to receive it; and if it runs thick, as at the first it will, pour it upon the apples again, till you see it run clear; and as you have a quantity, put it into your vessel, but do not force the cyder, but let it drop as long as it will of its own accord: having done this, after you perceive that the sides begin to work, take a quantity of isinglass, an ounce will serve forty gallons, infuse this into some of the cyder till it be dissolved; put to an ounce of isinglass a quart of cyder, and when it is so dissolved, pour it into the vessel, and stop it close for two days, or something more; then draw off the cyder into another vessel: this do so often till you perceive your cyder to be free from all manner of sediment, that may make it ferment and fret itself: after Christmas you may boil it. You may, by pouring water on the apples, and pressing them, make a pretty small cyder: if it be thick and muddy, by using isinglass, you may make it as clear as the rest; you must dissolve the isinglass over the fire, till it be jelly.

For fining cyder.

TAKE two quarts of skim-milk, four ounces of isinglass, cut the isinglass in pieces, and work it luke-warm in the milk over the fire; and when it is dissolved, then put it in cold into the hoghead of cyder, and take a long stick, and stir it well from top to bottom, for half a quarter of an hour.

After

After it has fined.

TAKE ten pounds of raisins of the sun, two ounces of turmeric, half an ounce of ginger beaten; then take a quantity of raisins, and grind them as you do mustard-seed in a bowl, with a little cyder, and so the rest of the raisins: then sprinkle the turmeric and ginger amongst it: then put all into a fine canvas bag, and hang it in the middle of the hoghead close, and let it lie. After the cyder has stood thus a fortnight or a month, then you may bottle it at your pleasure.

To make choulder, a sea-dish.

TAKE a belly-piece of pickled pork, slice off the fatter parts, and lay them at the bottom of the kettle; strew over it onions, and such sweet-herbs as you can procure. Take a middling large cod, bone and slice it as for crimping, pepper, salt, all-spice, and flour it a little, make a layer with part of the slices; upon that a slight layer of pork again, and on that a layer of biscuit, and so on, pursuing the like rule, until the kettle is filled to about four inches: cover it with a nice paste, pour in about a pint of water, lute down the cover of the kettle, and let the top be supplied with live wood embers. Keep it over a slow fire about four hours.

When you take it up, lay it in the dish, pour in a glass of hot Madeira wine, and a very little India pepper: if you have oysters, or truffles and morels, it is still better; thicken it with butter. Observe, before you put this sauce in, to skim the stew, and then lay on the crust, and send it to table reverse as in the kettle; cover it close with the paste, which should be brown.

To clarify sugar after the Spanish way.

TAKE one pound of the best Lisbon sugar, nineteen pounds of water, mix the white and shell of an egg, then beat it up to a lather; then let it boil, and strain it off: you must let it simmer over a charcoal fire, till it diminish to half a pint; then put in a large spoonful of orange-flower water.

To make Spanish fritters.

TAKE the inside of a roll, and slice it in three; then soak it in milk; then pass it through a batter of eggs, fry them in
oil,

oil; when almost done, repass them in another batter; then let them fry till they are done, draw them off the oil, and lay them in a dish; over every pair of fritters you must throw cinnamon, small coloured sugar-plumbs, and clarified sugar.

To fricasey pigeons the Italian way.

QUARTER them, and fry them in oil; take some green pease, and let them fry in the oil till they are almost ready to burst; then put some boiling water to them; season it with salt, pepper, onions, garlick, parsley, and vinegar. Veal and lamb do the same way, and thicken with yolks of eggs.

Pickled beef for present use.

TAKE the rib of beef, stick it with garlick and cloves; season it with salt, Jamaica pepper, mace, and some garlick pounded; cover the meat with white wine, vinegar, and Spanish thyme: you must take care to turn the meat every day, and add more vinegar, if required for a fortnight; then put it in a stew-pan, and cover it close, and let it simmer on a slow fire for six hours, adding vinegar and white wine: if you chuse, you may stew a good quantity of onions, it will be more palatable.

Beef steaks after the French way.

TAKE some beef steaks, broil them till they are half done; while the steaks are doing, have ready in a stew-pan some red wine, a spoonful or two of gravy; season it with salt, pepper, some shalots; then take the steaks, and cut in squares, and put in the sauce: you must put some vinegar, cover it close, and let it simmer on a slow fire half an hour.

A capon done after the French way.

TAKE a quart of white wine, season the capon with salt, cloves and whole pepper, a few shalots; then put the capon in an earthen pan: you must take care it must not have room to shake; it must be covered close, and done on a slow charcoal fire.

To make Hamburgh sausages.

TAKE a pound of beef, mince it very small, with half a pound of the best suet; then mix three quarters of a pound of suet cut in large pieces; then season it with pepper, cloves, nutmeg, a great quantity of garlick cut small, some white wine vinegar, some bay-salt, and common salt, a glass of red wine, and one of rum; mix all this very well together; then take the largest gut you can find, and stuff it very tight; then hang it up a chimney, and smoke it with saw-dust for a week or ten days; hang them in the air, till they are dry, and they will keep a year. They are very good boiled in pease porridge, and roasted with toasted bread under it, or in an amlet.

Sausages after the German way.

TAKE the crumb of a twopenny loaf, one pound of suet, half a lamb's lights, a handful of parsley, some thyme, marjory, and onion, mince all very small; then season with salt and pepper. These must be stuffed in a sheep's gut; they are fried in oil or melted suet, and are only fit for immediate use.

A turkey stuffed after the Hamburgh way.

TAKE one pound of beef, three quarters of a pound of suet, mince it very small, season it with salt, pepper, cloves, mace and sweet marjoram; then mix two or three eggs with it, loosen the skin all round the turkey, and stuff it. It must be roasted.

Chickens dressed the French way.

TAKE them and quarter them, then broil, crumble over them a little bread and parsley; when they are half done, put them in a stew-pan, with three or four spoonfuls of gravy, and double the quantity of white wine, salt and pepper, some fried veal balls, and some suckers, onions, shalots, and some green gooseberries or grapes when in season; cover the pan close, and let it stew on a charcoal fire for an hour; thicken the liquor with the yolks of eggs, and the juice of lemon; garnish the dish with fried suckers, sliced lemon, and the livers.

A calf's head dressed after the Dutch way.

TAKE half a pound of Spanish pease, lay them in water a night; then one pound of whole rice; mix the pease and rice together, and lay it round the head in a deep dish; then take two quarts of water, season it with pepper and salt, and coloured with saffron, then send it to bake.

Chickens and turkies dressed after the Dutch way.

BOIL them, season them with salt, pepper and cloves; then to every quart of broth put a quarter of a pound of rice or vermicelli: it is eat with sugar and cinnamon. The two last may be left out.

To make a fricasey of calves feet and chaldron, after the Italian way.

TAKE the crumb of a threepenny loaf, one pound of suet, a large onion, two or three handfuls of parsley, mince it very small, season it with salt and pepper, three or four cloves of garlick, mix with eight or ten eggs; then stuff the chaldron; take the feet and put them in a deep stew-pan: it must stew upon a slow fire till the bones are loose; then take two quarts of green pease, and put in the liquor; and when done, you must thicken it with the yolks of two eggs, and the juice of a lemon. It must be seasoned with pepper, salt, mace and onion, some parsley and garlick. You must serve it up with the above-said pudding in the middle of the dish, and garnish the dish with fried suckers, and sliced onion.

To make a cropadeu, a Scotch dish, &c.

TAKE oatmeal and water, make a dumplin; put in the middle a haddock's liver, season it well with pepper and salt; boil it well in a cloth as you do an apple-dumplin. The liver dissolves in the oatmeal, and eats very fine.

To pickle the fine purple cabbage, so much admired at the great table.

TAKE two cauliflowers, two red cabbages, have a peck of kidney-beans, six sticks, with six cloves of garlick on each stick; wash

wash all well, give them one boil up, then drain them on a sieve, and lay them leaf by leaf upon a large table, and salt them with bay-salt; then lay them a-drying in the sun, or in a flow oven, until as dry as cork.

To make the pickle.

TAKE a gallon of the best vinegar, with one quart of water, and a handful of salt, and one ounce of pepper; boil them, let it stand till it is cold; then take a quarter of a pound of ginger, cut it in pieces, salt it, let it stand a week; take half a pound of mustard-seed, wash it, and lay it to dry; when very dry, bruise half of it; when all is ready for the jar, lay a row of cabbage, a row of cauliflowers and beans; and throw betwixt every row your mustard-seed, some black pepper, some Jamaica pepper, some ginger; mix an ounce of the root of turmerick powdered; put in the pickle, which must go over all. It is best when it hath been made two years, though it may be used the first year.

To raise mushrooms.

COVER an old hot-bed three or four inches thick, with fine garden mould, and cover that three or four inches thick with mouldy long muck, of a horse muck-hill, or old rotten stubble; when the bed has lain some time thus prepared, boil any mushrooms that are not fit for use, in water, and throw that water on your prepared bed, and in a day or two after, you will have the best small button mushrooms.

The stag's heart water.

TAKE balm four handfuls, sweet-marjoram one handful, rosemary flowers, clove-jilliflowers dried, dried rose-buds, bor-rage-flowers, of each an ounce; marigold-flowers half an ounce, lemon-peel two ounces, mace and cardimum, of each thirty grains; of cinnamon sixty grains, or yellow and white sanders, of each a quarter of an ounce, shavings of hearts-horn an ounce; take nine oranges, and put in the peel; then cut them in small pieces; pour upon these two quarts of the best Rhenish, or the best white wine; let it infuse three or four days, being very close stopped in a cellar or cool place: if it infuse nine or ten days, it is the better.

Take

Take a stag's heart, and put off all the fat, and cut it very small, and pour in so much Rhenish or white wine as will cover it; let it stand all night close covered in a cool place; the next day add the abovesaid things to it, mixing it very well together; adding to it a pint of the best rose-water, and a pint of the juice of celandine: if you please you may put in ten grains of saffron, and so put it in a glass, still distilling it in water, raising it well to keep in the steam, both of the still and receiver.

To make Angelica water.

TAKE eight handfuls of the leaves, wash them and cut them, and lay them on a table to dry; when they are dry, put them into an earthen pot, and put to them four quarts of strong wine-les; let it stay for twenty-four hours, but stir it twice in the time; then put it into a warm still or an alembeck, and draw it off; cover your bottles with a paper, and prick holes in it, so let it stand two or three days; then mingle it all together, and sweeten it; and when it is settled, bottle it up, and stop it close.

To make milk water.

TAKE the herbs agrimony, endive, fumetery, balm, elder flowers, white nettles, water cresses, bank cresses, sage, each three handfuls; eye-bright, brook-lime, and celandine, each two handfuls; the roses of yellow dock, red madder, fennel, horse raddish, and liquorice, each three ounces; raisins stoned one pound, nutmegs sliced, winter bark, turmeric, galengal, each two drams; carraway and fennel seeds three ounces, one gallon of milk. Distil all with a gentle fire in one day. You may add a handful of May wormwood.

To make slip-coat cheese.

TAKE six quarts of new milk hot from the cow, the stroakings, and put to it two spoonfuls of rennet; and when it is hard coming, lay it into the fat with a spoon, not breaking it all; then press it with a four pound weight, turning of it with a dry cloth once an hour, and every day shifting it into fresh grass. It will be ready to cut, if the weather be hot, in fourteen days.

To make brick-back cheese. It must be made in September.

TAKE two gallons of new milk, and a quart of good cream, heat the cream, put in two spoonfuls of rennet, and when it is come, break it a little; then put it into a wooden mould, in the shape of a brick. It must be half a year old before you eat it: You must press it a little, and so dry it.

To make cordial poppy water.

TAKE two gallons of very good brandy, and a peck of poppies, and put them together in a wide-mouth'd glass, and let them stand forty-eight hours, and then strain the poppies out; take a pound of raisins of the sun, stone them, and an ounce of coriander seed, and an ounce of sweet fennel seeds, and an ounce of liquorice sliced, bruise them all together, and put them into the brandy, with a pound of good powdered sugar, and let them stand four or eight weeks, shaking it every day; and then strain it off, and bottle it close up for use.

To make white mead.

TAKE five gallons of water, add to that one gallon of the best honey; then set it on the fire, boil it together well, and skim it very clean; then take it off the fire, and set it by; then take two or three races of ginger, the like quantity of cinnamon and nutmegs, bruise all these grossly, and put them in a little Holland bag into the hot liquor, and so let it stand close covered till it be cold; then put as much ale-yeast to it as will make it work. Keep it in a warm place as they do ale; and when it hath wrought well, tun it up; at two months you may drink it, having been bottled a month. If you keep it four months, it will be the better.

To make brown pottage.

TAKE a piece of lean gravy-beef, and cut it into thin collops, and hack them with the back of a cleaver; have a stew-pan over the fire, with a piece of butter, a little bacon cut thin; let them be brown over the fire, and put in your beef: let it stew till it be very brown; put in a little flour, and then have your broth ready and fill up the stew pan; put in two onions, a bunch
of

of sweet-herbs, cloves, mace, and pepper; let all stew together an hour covered; then have your bread ready toasted hard to put in your dish, and strain some of the broth to it through a fine sieve; put a fowl of some sort in the middle, with a little boiled spinage minced in it; garnishing your dish with boiled lettuces, spinage, and lemon.

To make white barley pottage, with a large chicken in the middle.

FIRST make your stock with an old hen, a knuckle of veal, a scraig end of mutton, some spice, sweet-herbs and onions; boil all together till it be strong enough; then have your barley ready boiled very tender and white, and strain some of it through a cullender; have your bread ready toasted in your dish, with some fine green herbs, minced charvel, spinage, sorrel; and put into your dish some of the broth to your bread, herbs, and chicken; then barley, strained and re-strained; stew all together in the dish a little while; garnish your dish with boiled lettuces, spinage, and lemon.

English Jews puddings; an excellent dish for six or seven people, for the expence of sixpence.

TAKE a calf's lights, boil them, chop them fine, and the crumb of a twopenny loaf softened in the liquor the lights were boiled in; mix them well together in a pan; take about half a pound of kidney fat of a loin of veal or mutton that is roasted, or beef; if you have none, take suet; if you can get none, melt a little butter and mix in; fry four or five onions, cut small and fried in dripping, not brown, only soft; a very little winter-favoury and thyme, a little lemon-peel shred fine; season with all-spice, pepper, and salt to your palate, break in two eggs; mix it all well together, and have ready some sheep's guts nicely clean'd, and fill them and fry them in dripping. This is a very good dish, and a fine thing for poor people; because all sort of lights are good, and will do as hog's, sheep's, and bullock's, but calf's are best; a handful of parsley boiled and chopped fine, is very good, mixed with the meat. Poor people may, instead of the fat above, mix the fat the onions were fried in, and they will be very good.

To make a Scotch baggass.

TAKE the lights, heart, and chitterlings of a calf, chop them very fine, and a pound of suet chopped fine; season with pepper and salt to your palate; mix in a pound of flour or oatmeal, roll it up, and put it into a calf's bag, and boil it; an hour and half will do it. Some add a pint of good thick cream, and put in a little beaten mace, clove or nutmeg; or all spice is very good in it.

To make it sweet with fruit.

TAKE the meat and suet as above, and flour, with beaten mace, cloves, and nutmeg to your palate, a pound of currants washed very clean, a pound of raisins stoned and chopped fine, half a pint of sack; mix all well together, and boil it in the calf's bag two hours. You must carry it to table in the bag it is boiled in.

To make sour creut.

TAKE your fine hard white cabbage, cut them very small, have a tub on purpose with the head out, according to the quantity you intend to make; put them in the tub: to every four or five cabbages, throw in a large handful of salt; when you have done as many as you intend, lay a very heavy weight on them, to press them down as flat as possible, throw a cloth on them, and lay on the cover; let them stand a month, then you may begin to use it. It will keep twelve months, but be sure to keep it always close covered, and the weight on it; if you throw a few carraway seeds pounded fine amongst it, they give it a fine flavour. The way to dress it is with a fine fat piece of beef stewed together. It is a dish much made use of amongst the Germans, and in the North Countries, where the frost kills all the cabbages; therefore they preserve them in this manner, before the frost takes them.

Cabbage-stalks, cauliflower-stalks, and artichoke-stalks, peel'd and cut fine down in the same manner, are very good.

To keep green pease, beans, &c. and fruit, fresh and good till Christmas.

OBSERVE to gather all your things on a fine clear day, in the increase or full moon; take well-glazed earthen or stone pots
quite

quite new, that have not been laid in water, wipe them clean, lay in your fruit very carefully, and take great care none is bruised or damaged in the least, nor too ripe, but just in their prime; stop down the jar close, and pitch it, and tie a leather over. Do kidney beans the same; bury them two feet deep in the earth, and keep them there till you have occasion for them. Do pease and beans the same way, only keep them in the pods, and don't let your pease be either too young or too old; the one will run to water, and the other the worm will eat; as to the two latter, lay a layer of fine writing sand, and a layer of pods, and so on till full; the rest as above. Flowers you may keep the same way.

To make paco-lilla, or India pickle, the same the mangos come over in.

TAKE a pound of race-ginger, and lay it in water one night; then scrape it, and cut it in thin slices, and put to it some salt, and let it stand in the sun to dry; take long pepper two ounces, and do it as the ginger. Take a pound of garlick, and cut it in thin slices, and salt it, and let it stand three days; then wash it well, and let it be salted again, and stand three days more; then wash it well and drain it, and put it in the sun to dry. Take a quarter of a pound of mustard-seed bruised, and half a quarter of an ounce of turmerick: put these ingredients, when prepared, into a large stone or glass jar, with a gallon of very good white wine vinegar, and stir it very often for a fortnight, and tie it up close.

In this pickle you may put white cabbage, cut in quarters, and put into a brine of salt and water for three days, and then boil fresh salt and water, and just put in the cabbage to scald, and press out the water, and put it in the sun to dry, in the same manner as you do cauliflowers, cucumbers, melons, apples, French beans, plumbs, or any sort of fruit. Take care they are all well dried before you put them into the pickle: you need never empty the jar, but as the things come in season, put them in, and supply it with vinegar as often as there is occasion.

If you would have your pickle look green, leave out the turmerick, and green them as usual, and put them into this pickle cold.

In the above, you may do walnuts in a jar by themselves; put the walnuts in without any preparation, tied close down, and kept some time.

To preserve cucumbers equal with any India sweetmeat.

TAKE fine young gerkins, of two or three different sizes; put them into a stone jar, cover them well with vine leaves, fill the jar with spring-water, cover it close; let it stand near the fire, so as to be quite warm, for ten days or a fortnight; then take them out, and throw them into spring-water, they will look quite yellow, and stink, but you must not mind that. Have ready your preserving-pan; take them out of that water, and put them into the pan, cover them well with vine leaves, fill it with spring-water, set it over a charcoal fire, cover them close, and let them simmer very slow; look at them often, and when you see them turned quite of a fine green, take off the leaves, and throw them into a large sieve; then into a coarse cloth, four or five times doubled; when they are cold, put them into the jar, and have ready your syrup, made of double-refined sugar, in which boil a great deal of lemon-peel and whole ginger; pour it hot over them, and cover them down close; do it three times; pare your lemon peel very thin, and cut them in long thin bits, about two inches long; the ginger must be well boiled in water before it is put in the syrup. Take long cucumbers, cut them in half, scoop out the inside; do them the same way: they eat very fine in minced pies or puddings; or boil the syrup to a candy, and dry them on sieves.

The Jews way of preserving salmon, and all sorts of fish.

TAKE either salmon, cod, or any large fish, cut off the head, wash it clean, and cut it in slices as crimp'd cod is, dry it very well in a cloth; then flour it, and dip it in yolks of eggs, and fry it in a great deal of oil, till it is of a fine brown, and well done; take it out and lay it to drain, till it is very dry and cold. Whittings, mackarel, and flat fish, are done whole; when they are quite dry and cold, lay them in your pan or vessel, throw in between them a good deal of mace, cloves, and sliced nutmeg, a few bay-leaves; have your pickle ready, made of the best white wine vinegar, in which you must boil a great many cloves of garlick and shallot, black and white pepper, Jamaica and long pepper, juniper berries and salt; when the garlick begins to be tender, the pickle is enough; when it is quite cold, pour it on your fish, and a little oil on the top. They will keep good a twelvemonth, and are to be eat cold with oil and vinegar: they will go good to the East-Indies. All sorts of fish fried well in
oil,

oil, eat very fine cold with shalot, or oil and vinegar. Observe, in the pickling of your fish, to have the pickle ready: first put a little pickle in; then a layer of fish; then pickle; then a little fish, and so lay them down very close, and to be well covered; put a little saffron in the pickle. Frying fish in common oil is not so expensive with care; for present use a little does; and if the cook is careful not to burn the oil, or black it, it will fry them two or three times with care.

To preserve tripe to go the East-Indies.

GET a fine belly of tripe, quite fresh. Take a four gallon cask well hooped, lay in your tripe, and have your pickle ready made thus: take seven quarts of spring-water, and put as much salt into it as will make an egg swim, that the little end of the egg may be about an inch above the water; (you must take care to have the fine clear salt, for the common salt will spoil it) add a quart of the best white wine vinegar, two sprigs of rosemary, an ounce of all-spice, pour it on your tripe; let the cooper fasten the cask down directly; when it comes to the Indies, it must not be opened till it is just a-going to be dressed; for it won't keep after the cask is opened. The way to dress it is, lay it in water half an hour; then fry it or broil it as we do here.

*The manner of dressing various sorts of dried fish; as stock-fish, cod, salmon, whittings, &c.**The general rule for steeping of dried fish, the stock fish excepted.*

ALL the kinds, except stock-fish, are salted, or either dried in the sun, as the most common way, or in prepared kilns, or by the smoak of wood-fires in chimney corners; and in either case, require the being softened and freshened in proportion to their bulk or bigness, their nature or dryness; the very dry sort, as, bacalao, cod fish or whiting, and such like, should be steeped in luke-warm milk and water; the steeping kept as near as possible to an equal degree of heat. The larger fish should be steeped twelve, the small, as whiting, &c. about two hours. The cod are therefore laid to steep in the evening, the whiting, &c. in the morning before they are to be dressed; after the time of steeping, they are to be taken out, and hung up by the tails until they are dressed: the reason of hanging them up is, that they soften equally as in the steeping, without extracting too much of the relish, which would make them insipid; when thus
pre-

prepared, the small fish, as whiting, tusk, and such like, are flowered and laid on the gridiron; and when a little hardened on the one side, must be turned and basted with oil upon a feather; and when basted on both sides, and well hot through, taken up, always observing, that as sweet oil supples, and supplies the fish with a kind of artificial juices, so the fire draws out those juices and hardens them; therefore be careful not to let them broil too long; no time can be prescribed, because of the difference of fires, and various bigness of the fish. A clear charcoal fire is much the best, and the fish kept at a good distance to broil gradually: the best way to know when they are enough is, they will swell a little in the basting, and you must not let them fall again.

The fauces are the same as usual to salt-fish, and garnish with oysters fried in batter.

But for a supper, for those that like sweet oil, the best fauce is oil, vinegar and mustard beat up to a consistence, and served up in faucers.

If boiled as the great fish usually are, it should be in milk and water, but not so properly boiled as kept just simmering over an equal fire; in which way, half an hour will do the largest fish, and five minutes the smallest. Some people broil both sorts after simmering, and some pick them to pieces, and then toss them up in a pan with fried onions and apples.

They are either way very good, and the choice depends on the weak or strong stomach of the eaters.

Dried salmon must be differently managed;

For though a large fish, they do not require more steeping than a whiting; and when laid on the gridiron, should be moderately peppered.

The dried herring,

Instead of milk and water, should be steeped the like time as the whiting, in small beer; and to which, as to all kind of broiled salt-fish, sweet oil will always be found the best basting, and no way affect even the delicacy of those who do not love oil.

Stock-fish

Are very different from those before-mentioned; they being dried in the frost without salt, are in their kind very insipid,

and are only eatable by the ingredients that make them so, and the art of cookery; they should be first beat with a sledge hammer on an iron anvil, or on a very solid smooth caken block; and when reduced almost to atoms, the skin and bones taken away, and the remainder of the fish steeped in milk and warm water until very soft; then strained out, and put into a soup-dish with new milk, powdered cinnamon, mace, and nutmeg; the chief part cinnamon, a paste round the edge of the dish, and put in a temperate oven to simmer for about an hour, and then served up in the place of pudding.

N. B. The Italians eat the skin boiled, either hot or cold, and most usually with oil and vinegar, preferring the skin to the body of the fish.

The way of curing mackarel.

BUY them as fresh as possible, split them down the backs, open them flat; take out the guts, and wash the fish very clean from the blood, hang them up by the tails to drain well; do this in the cool of the evening, or in a very cool place; strew salt at the bottom of the pan, sprinkle the fish well with clean salt, lay them in the pan, belly to belly, and back to back; let them lie in the salt about twelve hours, wash the salt clean off in the pickle, hang them again up by the tails half an hour to drain; pepper the insides moderately, and lay them to dry on inclining stones facing the sun; never leaving them out when the sun is off, nor lay them out before the sun has dispersed the dews, and the stones you lay them on be dry and warm. A week's time of fine weather perfectly cures them; when cured, hang them up by tails, belly to belly, in a very dry place, but not in sea-coal smoak, it will spoil their flavour.

To dress cured mackarel.

EITHER fry them in boiling oil, and lay them to drain, or broil them before, or on a very clear fire: in the last case, baste them with oil and a feather; sauce will be very little wanting, as they will be very moist and mellow, if good in kind; otherwise you may use melted butter and crimped parsley.

Calves feet stewed.

CUT a calf's foot into four pieces, put it into a sauce-pan, with half a pint of soft water, and a middling potatoe; scrape
the

the outside skin clean off, slice it thin, and a middling onion peeled and sliced thin, some beaten pepper and salt, cover it close, and let it stew very softly for about two hours after it boils; be sure to let it simmer as softly as you can: eat it without any other sauce; it is an excellent dish.

To pickle a buttock of beef.

TAKE a large fine buttock of well fed ox beef, and with a long narrow knife make holes through, through which you must run square pieces of fat bacon, about as thick as your finger, in about a dozen or fourteen places, and have ready a great deal of parsley clean washed and picked fine, but not chopped; and in every hole where the bacon is, stuff in as much of the parsley as you can get in, with a long round stick; then take half an ounce of mace, cloves and nutmegs, an equal quantity of each, dried before the fire, and pounded fine, and a quarter of an ounce of black pepper beat fine; a quarter of an ounce of cardamum-seeds beat fine, and half an ounce of juniper-berries beat fine, a quarter of a pound of loaf-sugar beat fine, two large spoonfuls of fine salt, two tea-spoonfuls of India pepper; mix all together, and rub the beef well with it; let it lie in this pickle two days, turning and rubbing it twice a day; then throw into the pan two bay leaves; six shallots peeled and cut fine, and pour a pint of fine white wine vinegar over it, keeping it turned and rub'd as above; let it lie thus another day; then pour over it a bottle of red port or Madeira wine; let it lie thus in this pickle a week or ten days; and when you dress it, stew it in the pickle it lies in, with another bottle of red wine; it is an excellent dish, and eats best cold, and will keep a month or six weeks good.

To make a fine bitter.

TAKE an ounce of the finest Jesuit powder, half a quarter of an ounce of snake root powder. Half a quarter of an ounce of salt of wormwood, half a quarter of saffron, half a quarter of cochineal; put it into a quart of the best brandy, and let it stand twenty-four hours; every now and then shaking the bottle.

An approved method practised by Mrs. Dukely, the queen's tyre-woman, to preserve hair, and make it grow thick.

TAKE one quart of white wine, put in one handful of rosemary flowers, half a pound of honey, distil them together; then
add

add a quarter of a pint of oil of sweet-almonds, shake it very well together, put a little of it into a cup, warm it blood warm, rub it well on your head, and comb it dry.

A powder for the heart-burn.

TAKE white chalk six ounces; eyes and claws of crabs, of each an ounce; oil of nutmeg six drops, make them into a fine powder. About a dram of this in a glass of cold water is an infallible cure for the heart-burn. *

A fine lip salve.

TAKE two ounces of virgin's wax, two ounces of hog's-lard, half an ounce of spermacetti, one ounce of oil of sweet-almonds, two drams of balsam of Peru, two drams of alkanet root cut small, six new raisins shred small, a little fine sugar, simmer them all together a little while; then strain it off into little pots. It is the finest lip salve in the world.

To make Carolina snow balls.

TAKE half a pound of rice, wash it clean, divide it into six parts; take six apples, pare them and scoop out the core, in which place put a little lemon peel shred very fine; then have ready some thin cloths to tie the balls in: put the rice in the cloth, and lay the apple on it, tie them up close; put them into cold water, and when the water boils, they will take an hour and a quarter boiling: be very careful how you turn them into the dish, that you don't break the rice, and they will look as white as snow, and make a very pretty dish. The sauce is, to this quantity, a quarter of a pound of fresh butter, melted thick, a glass of white wine, a little nutmeg and beaten cinnamon, made very sweet with sugar: boil all up together, and pour it into a bason, and send to table.

A Carolina rice pudding.

TAKE half a pound of rice, wash it clean, put it into a sauce-pan, with a quart of milk, keep it stirring till it is very thick; take great care it don't burn; then turn it into a pan, and grate
some

some nutmeg into it, and two tea-spoonfuls of beaten cinnamon; a little lemon peel shred fine, six apples, pared and chopped small: mix all together with the yolks of three eggs, and sweetened to your palate; then tie it up close in a cloth; put it into boiling water, and be sure to keep it boiling all the time; an hour and a quarter will boil it. Melt butter and pour over it, and throw some fine sugar all over it; and a little wine in the fauce will be a great addition to it.

To distil treacle water, lady Monmouth's way.

TAKE three ounces of hartshorn, shaved and boiled in burrage water, or succory-wood, sorrel or respice water; or three pints of any of these waters boiled to a jelly, and put in the jelly and hartshorn both into the still; and add a pint more of these waters when you put it into the still; take the roots of alicampane, gentian, cypress-tuninfil, of each an ounce; of blefs'd thistle, call'd cardus, and angelica, of each an ounce; of sorrel roots two ounces; of balm, of sweet-marjoram, of burnet, of each half a handful; lilly comvally flowers, burrage, bugloss, rosemary, and marigold flowers, of each two ounces; of citron rhinds, cardus seeds and citron seeds, of alkermes-berries and cochineal, each of these an ounce.

Prepare all these simples thus:

Gather the flowers as they come in season, and put them in glasses with a large mouth, and put with them as much good sack as will cover them, and tie up the glasses close with bladders wet in the sack, with a cork and leather tied upon it close; adding more flowers and sack as occasion is; and when one glass is full, take another, till you have your quantity of flowers to distil; put cochineal into a pint bottle, with half a pint of sack, and tie it up close with a bladder under the cork, and another on the top wet in sack, tied up close with brown thread; and then cover it up close with leather, and bury it standing upright in a bed of hot horse-dung for nine or ten days; look at it, and if dissolved, take it out of the dung, but don't open it till you distil; slice all the roses, beat the seeds and the alkermes-berries, and put them into another glass; amongst all, put no more sack than needs; and when you intend to distil, take a pound of the best Venice treacle, and dissolve it in six pints of the best white wine, and three of red rose-water, and put all the ingredients into a bason, and stir them all together, and distil them in a glass still, balnea maris; open not the ingredients till the same day you distil.

I N D E X.

A.

ALMOND, to make an almond
soop, 150. An almond
fraise, 159. To make pretty
almond puddings, 166. An-
other way to make an almond
pudding, 208. To boil an al-
mond pudding, 209. To make
the Ipswich almond pudding,
216. Almond hog's puddings,
three ways, 248, 249. Almond
cheefecakes, 279. Almond cus-
tards, 280. Almond cream, 283.
Almond rice, 245. How to make
almond knots, 347. To make
almond milk for a wash, 348.
How to make fine almond cakes,
353. To make almond butter, 361
AMULET, to make an amulet of
beans, 203.
ANCHOVY, to make anchovy sauce,
119. Anchovies, 308.
ANDOUILLES, or calf's chitter-
lings, to dress, 58.
ANGELICO, how to candy it, 359.
APPLE-FRITTERS, how to make,
156. To make apple fraizes, 159.
A pupton of apples, 161. To
bake apples whole, *ib.* To make
black caps of apples, *ib.* An ap-
ple pudding, 211, 220. Apple
dumplings, two ways, 222. A
florentine of apples, 223. An
apple pye, 225.
APRICOT-PUDDING, how to make,
210, 216, 220. To pickle apri-
cots, 265. To preserve apricots,
304, 348. To make thin apricot
chips, 349. How to preserve
apricots green, 354.
APRIL, fruits yet lasting, 326.
ARMS, of iron or steel, how to
keep from rusting, 366.
ARTICHOKES, how to dress, 17.
To make a fricasey of artichoke-
bottoms, 191. To fry artichokes,

ib. To make an artichoke pye,
223. To keep artichoke bot-
toms dry, 242. To fry arti-
choke bottoms, *ib.* To ragoo
artichoke bottoms, *ib.* To tri-
casey artichoke bottoms, 243.
To pickle young artichokes,
269. To pickle artichoke bot-
toms, 270. To keep artichokes
all the year, 309. To dress ar-
tichoke suckers the Spanish way,
344. To dry artichoke stalks,
ib. Artichokes preserved the
Spanish way, *ib.*

ASPARAGUS, how to dress, 17. How
to make a ragoo of asparagus,
110. To dress asparagus and
eggs, 192. Asparagus forced in
French rolls, 195. To pickle
asparagus, 263. Asparagus
dressed the Spanish way, 343.

AUGUST, the product of the kitchen
and fruit-garden this month, 327
B.

BACON, how to make, 259. How
to chuse English bacon, 320.

See **BEANS**.

BAKE, to bake a pig, 4. A leg of
beef, 20. An ox's head, *ib.* A
calf's head, 27. A sheep's head,
28. Lamb and rice, 50. Bak'd
mutton chops, *ib.* Ox's palates
bak'd, 118. To bake turbutts,
172. An almond pudding, 208.
Fish, 243. An oat-meal pudding,
245. A rice pudding, *ib.* Bak'd
custards, how to make, 280.

BALM, how to distil, 314.

BAMBOO, an imitation of, how to
pickle, 270.

BARBEL, a fish, how to chuse, 324.

BARBERRIES, how to pickle, 268.
To preserve barberries, 355.

BARLEY-SOOP, how to make,
151. To make barley-gruel, 154.
A pearl barley pudding, 210. A

C c

French

- French barley pudding, 211.
 Barley water, 239. Barley cream, 282, 361.
- BARM**, to make bread without, 299
- BATTER**, how to make a batter pudding, 213. To make a batter pudding without eggs, *ib.*
- BEANS and BACON**, how to dress, 18. To make a fricasey of kidney beans, 109. To dress Windsor beans, *ib.* To make a ragoo of French beans, 196. A ragoo of beans with a force, *ib.* Beans ragoo'd with a cabbage, 197. Beans ragoo'd with parsnips, *ib.* Beans ragoo'd with potatoes, *ib.* How to dress beans in ragoo, 202. How to make an amulet of beans, 203. To make a bean ranscy, *ib.* Beans dressed the German way, 343.
- BEEF-ROOT**, how to pickle, 265
- BEDSTEAD**, to clear of bugs, 330.
- BEEF**, how to roast, 2, 12. Why not to be salted before it is laid to the fire, 2. How to be kept before it is dressed, *ib.* Its proper garnish, *ib.* How to draw beef gravy, 18. To bake a leg of beef, 20. How to ragoo a piece of beef, 33. To force a furloin of beef, 34. To force the inside of a rump of beef, the French fashion, *ib.* Beef ESCAR-LOR, 36. Beef a la daube, *ib.* Beef a la mode in pieces, *ib.* Beef a la mode the French way, *ib.* Beef olives, 37. Beef collops, *ib.* To stew beef stakes, 38. To fry beef stakes, *ib.* A second way to fry beef stakes, *ib.* Another way to do beef stakes, 39. A pretty side dish of beef, *ib.* To dress a fillet of beef, *ib.* beef stakes rolled, *ib.* To stew a rump of beef, 40. Another way to stew a rump of beef, *ib.* Por-tugal beef, 41. To stew a rump of beef, or the briscot, the French way, *ib.* To stew beef gobbets, *ib.* Beef-royal, 42. To make collops of cold beef, 115. To make beef broth, 126. A beef steak pye, 136. Beef broth for very weak people, 234. Beef drink for weak people, 234. A beef pudding, 244. To pot cold beef, 259. Beef like venison, 253. To collar beef, 254. Another way to season a collar of beef, 255. To make Dutch beef, *ib.* Beef-hams, 257. Names of the different parts of a bullock, 316, 317. How to choose good beef, 319. How to pickle or preserve beef, 339. To stew a buttock of beef, 340. The Jews ways to pickle beef, which will go good to the West Indies, and keep a year good in the pickle, and with care will go to the East-Indies, 366. Pickled beef for present use, 369. Beef-steaks after the French way, *ib.* To pickle a buttock of beef, 382.
- BEER**, directions for brewing it, 295, 296. The best thing for rope-beer, 296. To cure sour beer, 297.
- BIRCH** wine, how to make, 293.
- BIRDS** potted, to save them when they begin to be bad, 259.
- BISCUITS**, to make drop biscuits, 275. To make common biscuits, *ib.* To make French biscuits, 276, 349. How to make biscuit bread, 359. To make orange biscuits, 364.
- BITTER**, how to make fine, 382.
- BLACKBIRDS**, to choose, 322.
- BLACKCAPS**, how to make, 161.
- BLACKBERRY** wine, to make, 303.
- BLANCH'D-CREAM**, to make, 283.
- BOIL**, general directions for boiling

I N D E X.

- S.** To boil a ham, *ib.* To boil a tongue, *ib.* Fowls and house lamb, 9. Pickled pork, 20. A rump of beef the French fashion, 35. A haunch or neck of venison, 65. A leg of mutton like venison, *ib.* Chickens boiled with bacon and fellery, 77. A duck or rabbit with onions, 79. Ducks the French way, 81. Pidgeons, 85. Ditto, boiled with rice, 87. Partridges, 91. Rabbits, 99. Rice, 101. A cod's head, 169. Turbot, 172. Sturgeon, 181. Soals, 194. Spinage, 194. A scrag of veal, 233. A chicken, 134. Pidgeons, 235. Partridge, or any other wild-fowl, *ib.* a plaife or flounder, *ib.*
BOLOGNA sausages, how to make, 251.
BOMBARDED veal, 54.
BRAWN, how to make sham-brawn, 256. How to chuse brawn, 319.
BREAD-PUDDING, how to make, 213. To make a fine bread-pudding, 214. An ordinary bread-pudding, *ib.* A bak'd bread-pudding, *ib.* A bread and butter pudding, 218. Bread soup for the sick, 238. White bread after the London way, 297. To make French bread, *ib.* Bread without barm, by the help of a leaven, 299.
BREWING, rules for, 295.
BRICK BACK cheese, how to make, 374.
BROCALA, how to dress, 16. How to dress brocala and eggs, 192. Brocala in sallad, *ib.*
BROIL, to broil a pigeon, 6. To broil steaks. 7. General directions for broiling, 8. To broil chickens, 75. Cod-sounds broiled with gravy, 112. Shrimps, cod, salmon, whiting, or had-docks, 171. Mackarel, 172. Weavers, *ib.* Salmon, 173. Mackarel whole, 174. Herrings, *ib.* Haddocks, when they are in high season, 176. Cod-sounds, *ib.* Eels, 179. Potatoes, 193.
BROTH strong, how to make for soups or gravy, 120. To make strong broth to keep for use, 123. Mutton broth, 126. Beef broth, *ib.* Scotch barley broth *ib.* Rules to be observed in making broths, 129. Beef or mutton broth for weak people, 233. To make pork broth, 234. Chicken broth, 236.
BUGGS, how to keep clear from, 329. To clear a bedstead of buggs, 330.
BULLICE white, how to keep for tarts or pies, 311.
BULLOCK, the several parts of one 316, 317.
BUNS, how to make, 277.
BUTTER, how to melt, 5. How to burn it for thickening of sauce, 19. How to make buttered wheat, 154. To make buttered loaves, 191. A buttered cake, 272. Fairy butter, 280. Orange butter, *ib.* A buttered tort, 289. To roast a pound of butter, 313. How to choose butter, 320. Potted butter, how to preserve, 339. To make almond butter, 361.

C.

CABBAGES, how to dress, 15. A forced cabbage, 112. Stewed red cabbage, *ib.* A sarce meagre cabbage, 204. How to pickle red cabbage, 268. To dress red cabbage, the Dutch way, good for a cold in the breast, 343. To dry cabbage-stalks, 344. To pickle the fine purple cabbage, 371. To make sour crou, 276.
C c 2
CAKE,

- CAKE**, how to make potatoe cakes, 192. How to make a rich cake, 271. To ice a great cake, 272. To make a pound cake, *ib.* A cheap seed cake, *ib.* A butter cake, *ib.* Gingerbread cakes, 273. A fine seed or saffron cake, *ib.* A rich seed cake, call'd the Nuns cake, *ib.* Pepper cakes, 274. Portugal cakes, *ib.* To make a pretty cake, *ib.* Little fine cakes, 275. Another sort of little cakes, *ib.* Shrewsbury cakes, 276. Madling cakes, *ib.* Little plumb cakes, 278. Cheese cakes. See **CHEESECAKES**. A cake the Spanish way, 349. How to make orange cakes, 351. To make white cakes like china-dishes, 352. Fine almond cakes, 353. Uxbridge cakes, *ib.* Carraway cakes, 360. Sugar cakes, 362.
- CALF'S-HEAD**, how to hash, 26. To hash a calf's head white, 27. To bake a calf's head, *ib.* To stew a calf's-head, 52. A calf's-head surprize, 57. Calf's chitterlings or Andouilles, 58. To dress calf's chitterlings curiously, 59. A calf's liver in a caul, 90. To roast a calf's liver, 91. To make a calf's foot pudding, 130. A calf's foot pye, 135. A calf's head pye, 141. Calf's feet jelly, 286. The several parts of a calf, 317. A calf's head dressed after the Dutch way, 371. To make a fricasey of calf's feet and chaldron, after the Italian way, 371. Calf's feet stewed, 381.
- CANDY**, how to candy any sort of flowers, 305. To candy angelico, 359. To candy cassia, 360.
- CAPONS**, how to chuse, 321. A capon done after the French way, 369.
- CAPTAINS** of ships, directions for, 240.
- CAROLINA** snow-balls how to make, 383. To make Carolina rice-pudding, *ib.*
- CARP**, how to dress a brace of, 119, 120. To stew a brace of carp, 166. To fry carp, 167. How to bake a carp, *ib.* To make a carp pye, 226. How to chuse carp, 324.
- CARRAWAY** cakes, how to make, 360.
- CARROTS**, how to dress, 15. To make a carrot pudding two ways, 209, 210. Carrots and French beans dressed the Dutch way, 343.
- CASSIA**, how to candy, 360.
- CATCHUP**, how to make catchup to keep twenty years, 240. To make catchup two ways, 308, 309. English catchup, 334.
- CATTLE**, horned, how to prevent the infection among them, 334.
- CAUDLE**, how to make white caudle, 236. To make brown caudle, 237.
- CAULIFLOWERS**, how to dress, 17. To ragoo cauliflowers, 111. How to fry cauliflowers, 206. To pickle cauliflowers, 264. To dress cauliflowers the Spanish way. *ibid.*
- CAVEACH**, how to make, 259.
- CHARDOONS**, how fried and butter'd, 190. Chardoons a la fromage, *ib.*
- CHARS**, how to pot, 231.
- CHEESE**, how to chuse, 320. To pot Cheshire cheese, 254. To make slip-coat cheese, 373. To make brick-back cheese, 374.

- CHEESE-CAKES**, to make fine cheese-cakes, 278. Lemon cheese-cakes, two sorts, 279. Almond cheese-cakes, *ib.* Cheese-cakes without currants, 357.
- CHEESE-CURD** puddings, how to make, 215. To make a cheese-curd florendine, 222.
- CHERRY**, how to make a cherry pudding, 220. To make a cherry pye, 225. Cherry wine, 293. Jar cherries, 300. To dry cherries, 301. To preserve cherries with the leaves and stalks green, *ib.* To make black cherry water, 314. To candy cherries, 333. How to dry cherries, 352. To make marmalade of cherries, 353. To preserve cherries, 354, 359.
- CHESHIRE** pork pye, how to make, 138. How to make it for sea, 247. To pot Cheshire cheese, 254.
- CHESNUTS**, how to roast a fowl with chesnuts, 72. To make chesnut soup, 125. To do it the French way, 126. To make a chesnut pudding, 215.
- CHICKENS**, how to fricasey, 23. Chicken surprize, 73. Chickens roasted with force-meat and cucumbers, 74. Chickens a la braise, *ib.* To broil chickens, 75. Pull'd chickens, *ib.* A pretty way of stewing chickens, 76. Chickens chiringrate, *ib.* Chickens boi'd with bacon and celery, 77. Chickens with tongues, a good dish for a great deal of company, *ibid.* Scotch chickens, *ib.* To marinate chickens, 78. To stew chickens, *ib.* To make a currey of chickens the Indian way, 101.
- To make a chicken pye, 138. To boil a chicken, 234. To mince a chicken for the sick, or weak people, 235. Chicken broth, 236. To pull a chicken for the sick, *ib.* To make chicken water, *ib.* Chickens dressed the French way, 370. Chickens and turkies dressed after the Dutch way, 371.
- CHILD**, how to make liquor for one that has the thrush, 240.
- CHOCOLATE**, the quantity to make, 357. To make sham chocolate, 345.
- CHOUDER**, a sea dish, how to make, 368.
- CHUB**, a fish, how to chuse, 324.
- CITRON**, syrup of, how to make, 304. How to make Citron, 333.
- CLARY** fritters, how to make, 159. How to make clary wine, 294.
- CLOVE** gilliflowers, how to make syrup of, 304.
- COCK**, how to chuse, 321.
- COCKS-COMBS**, how to force, 107. To preserve cocks-combs, *ib.*
- COCKLES**, how to pickle, 269.
- COD** and **CODLINGS**, how to chuse, 324. Cod-sounds broil'd with gravy, 112. How to roast a cod's head, 168. To boil a cod's head, 169. How to stew cod, *ib.* To fricasey a cod, 170. To bake a cod's head, *ib.* To broil cod, 171. To broil cod's sounds, 176. To fricasey cod sounds, *ib.* To dress water cod, 178. To crimp cod the Dutch way, 182.
- CODLINGS**, how to pickle, 267.
- COLLAR**, to collar a breast of veal, 50. To collar a breast of mut-

I N D E X.

- ton, 31. To make a collar of fish in ragoo, to look like a breast of veal collared, 184. To make potatoes like a collar of veal, or mutton, 193. To collar a breast of veal, or a pig, 254. To collar beef, *ib.* Another way to season a collar of beef, 255. To collar a salmon, *ib.*
- COLLOPS**, how to dress beef collops 137. To dress collops and eggs, 113. To make collops of oysters, 186. See **SCOTCH** collops.
- COMFREY** roots, how to boil, 240.
- CONSERVE** of red roses, or any other flowers, how to make, 303. Conserve of hips, *ib.* Conserve of roses boiled, 364.
- COWSLIP** pudding, how to make, 210. To make cowslip wine, 294.
- CRABS**, how to butter, 185. To dress a crab, 186.
- CRAB-FISH**, how to choose, 325.
- CRACKNELLS**, how to make, 356.
- CRAW-FISH**, how to make a cullis of craw-fish, 105. To make craw-fish soup, 123, 148. To stew craw-fish, 186.
- CREAM**, how to make cream toasts, 163. A cream pudding, 220. To make steeple cream, 281. Lemon cream, two ways, *ib.* Jelly of cream, 282. Orange cream, *ib.* Gooseberry cream, *ib.* Barley cream, 361. Blanch'd cream, 283. Almond cream, *ib.* A fine cream, *ib.* Ratafia cream, *ib.* Whipt cream, 284. Ice cream, 332. Sack cream, like butter, 361. Clouted cream, 362. Quince cream, *ib.* Citron cream, 363. Cream of apples, quince, gooseberries, prunes, or raspberries, *ib.* Sugar-loaf cream, *ib.*
- CROPADEAU**, how to make; a Scotch dish, &c. 371.
- CROUT-SOUR**, how to make, 376.
- CRUST**, how to make a good crust for great pies, 145. A standing crust for great pies, *ib.* A cold crust, *ib.* A dripping crust, *ib.* A crust for custards, *ib.* A paste for crackling crust, 146.
- CUCUMBERS**, how to stew cucumbers, 109, 195, 205. To ragoo cucumbers, 109. To force cucumbers, 113. To pickle large cucumbers in slices, 262. How to preserve cucumbers equal with any India sweetmeat, 378.
- CULLIS** for all sorts of ragoo, 104. A cullis for all sorts of butchers meat, *ib.* Cullis the Italian way, 105. Cullis of craw-fish, *ib.* A white cullis, 106.
- CURD** fritters, how to make, 157.
- CURRANTS** red, how to pickle, 276. How to make currant jelly, 287. Currant wine, 292. To preserve currants, 358.
- CUREEY**, how to make the Indian way, 101.
- CUSTARD** pudding, to boil, 212. Custards good with gooseberry pye, 225. To make almond custards, 280. Baked custards, *ib.* Plain custards, *ib.*
- CUTLETS** a la Maintenon, a very good dish, 46.
- CYDER**, how to make, 367. How to fine cyder, *ib.*
- D.
- DAMSONS**, to make a damson pudding, 220. To preserve damsons whole, 305. To keep damsons for pies or tarts, 311. To dry damsons, 353.
- DECEMBER**, product of the kitchen and fruit garden this month, 327.
- DE-

DEVONSHIRE squab pie, how to make, 138.

DISGUISED leg of veal and bacon, how to make, 53. Mutton chops in disguise, 73.

DISHES. See **MADE-DISHES.**

DOG, two cures for the bite of a mad dog, 328, 329.

DOTTERELS, how to chuse, 322.

DOVES, how to choose, 322. See **PIGEONS.**

DRINK, how to make the pectoral drink, 238. To make a good drink, 239. Sage drink, *ib.* To make it for a child, *ib.*

DRIPPING, how to pot, to fry fish, meat, or fritters, 241. The best way to keep dripping, *ib.*

DUCKS, sauce for, 5, 6. Directions for ducks, 6. Sauce for boiled ducks, 9. How to roast tame and wild ducks, 14. A German way of dressing ducks, 69. Ducks a la mode, 78. The best way to dress a wild duck, *ib.* To boil a duck or rabbit with onions, 79. To dress a duck with green peas, *ib.* To dress a duck with cucumbers, 80. A duck a la braise, *ib.* To boil ducks the French way, 81. To stew ducks, 96. To make a duck pie, 137. To choose wild ducks, 322.

DUMPLINGS, how to make yeast dumplings, 221. To make Norfolk dumplings, *ib.* To make hard dumplings, two ways, *ib.* Apple dumplings, two ways, 222. Dumplings when you have white bread, 248.

E.

EEL soup, how to make, 148. How to stew eels, 75. To stew eels with broth, *ib.* To pitchcock

eels, *ib.* Fry eels, *ib.* Broil eels, *ib.* Farce eels with white sauce, 180. To dress eels with brown sauce, *ib.* To make an eel pie, 227. To collar eels, 228. To pot eels, 231. How to chuse eels, 324.

EGG sauce, how to make proper for roasted chickens, 68. To season an egg pie, 136. To make an egg soup, 152, 238. To dress sorrel with eggs, 191. To dress brockely and eggs, 192. To dress asparagus and eggs, *ib.* Stewed spinach and eggs, 194. To make a pretty dish of eggs, 198. Eggs a la tripe, 199. A fricasey of eggs, *ib.* A ragoo of eggs, *ib.* How to broil eggs, 200. To dress eggs with bread, *ib.* To farce eggs, *ib.* To dress eggs with lettuce, *ib.* To fry eggs as round as balls, 201. To make an egg as big as twenty, *ib.* To make a grand dish of eggs, *ib.* A pretty dish of whites of eggs, 202. To make a sweet egg pie, 223. How to chuse eggs, 320. To make marmalade of eggs the Jews way, 345.

ELDER wine, how to make, 291. To make elder flower wine, very like frontiniac, 292.

ENDIVE, how to ragoo, 188. To dress endive the Spanish way, 343.

F.

FAIRY butter, how to make, 280

FARCE, to farce eels, with white sauce, 180. To farce eggs, 200. A farce meagre cabbage, 204. To farce cucumbers, 205.

FAST, a number of good dishes for a fast dinner, 146.

- FEBRUARY**, fruits lasting then, 325
FELTPARE, how to chuse, 322
FENNEL, how to pickle, 267
FIRE, how to be prepared for roasting or boiling, 1.
FISH, how to dress, 118, 243. To make fish sauce, with lobsters, *ib.* Strong fish gravy, 122. To dress little fish, 171. Flat fish, 178. Salt fish, *ib.* Collar of fish in ragoo, like a breast of veal collared, 184. To make a salt fish pye, 225. To make a carp pye, 226. To make a foal pye, *ib.* Eel pye, 227. To make a flounder pye, *ib.* Salmon pye, *ib.* Lobster pye, 228. Mussel pye, *ib.* To collar salmon, *ib.* To collar eels, 229. To pickle or bake herrings, *ib.* To pickle or bake mackrel to keep all the year, *ib.* To souse mackrel, 230. To pot a lobster, *ib.* To pot eels, 231. To pot lampreys, *ib.* To pot charrs, *ib.* To pot a pike, *ib.* To pot Salmon, two ways, 232. To boil a plaice or flounder, 235. To make fish sauce to keep the whole year, 241. How to bake fish, 243. The proper season for fish, 323, 324. How to chuse fish, 324. To make fish pasties the Italian way, 342. The manner of dressing various sorts of dried fish, 379.
FLOATING island, how to make, 290.
FLORENDINE, how to make a cheese-curd florendine, 222. To make a florendine of oranges or apples, 223.
FLOUR hasty pudding, how to make, 154. To make a flour pudding, 212.
FLOUNDER, how to make a floun-
- der pye, 227. How to boil flounders, 215. To chuse flounders, 325.
FLOWERS, how to make conserve of any sort of flowers, 303. Candy any sort of flowers, 305.
FLUMMERY, how to make hartshorn flummery, 287. To make oat-meal flummery, *ib.* French flummery, 289.
FOOL, how to make an orange fool, 153. To make a Westminster fool, *ib.* A gooseberry fool, *ib.*
FORCE, how to make force-meat balls, 21. To force a leg of lamb, 31. To force a large fowl, 32. To force the inside of a surloin of beef, 34. The inside of a rump of beef, *ib.* Tongue and udder forced, 42. To force a tongue, 43. To force a fowl, 71. To force cocks-combs, 107. Forced cabbage, 112. Forced favoys, 113. Forced cucumbers, *ib.* To force asparagus in French rolls, 195.
FOWLS, of different kinds, how to roast, 5, 14. Sauce for fowls, *ib.* 18, 121. How to boil fowls, 8. How to roast a fowl, pheasant fashion, 11. How to force a large fowl, 32. To stew a fowl, *ib.* To stew a fowl in celery sauce, 68. The German way of dressing fowls, 69. To dress a fowl to perfection, 70. To stew white fowl brown the nice way, *ib.* Fowl a la braise, 71. To force a fowl, *ib.* To roast a fowl with chefnuts, 72. How to marinate fowls, 75. To dress a cold fowl, 114. To make a fowl pye, 246. To pot fowls, 251.
FRAZE, how to make apple frazes, 159. How to make an almond fraze, *ib.*

I N D E X.

- FRENCH** beans, how to dress, 17. To ragoo French beans, 189, 196. To make a French barley pudding, 211. A harrico of French beans, 246. How to pickle French beans, 264. How to make French biscuits, 276. French bread, 297. French flummery, 289. How to keep French beans all the year, 310. To dress carrots and French beans the Dutch way, 343. Chickens dressed the French way, 370.
- FRICASEY**, how to make a brown fricasey, 22. A white fricasey, 23, 24. To fricasey chickens, rabbits, veal, lamb, &c. 23. Rabbits, lamb, sweetbreads, or tripe, 24. Another way to fricasey tripe, *ib.* A fricasey of pigeons, 25. A fricasey of lamb-stones and sweet-breads, 26. A fricasey of neats tongues, 42. To fricasey ox-palates, 43. To fricasey cod, 170. To fricasey cod sounds, 176. To fricasey skirrets, 189. A fricasey of artichoke bottoms, 191. A white fricasey of mushrooms, *ib.*
- FITTERS**, how to make hasty fritters, 156. Fine fritters, two ways, *ib.* Apple fritters, *ib.* Curd fritters, 157. Fritters royal, *ib.* Skirret fritters, *ib.* White fritters, *ib.* Water fritters, 158. Syringed fritters, *ib.* To make vine-leave fritters, *ib.* Clary fritters, 159. Spanish fritters, 368.
- FRUITS**, the several seasons for, 325.
- FRY**, how to fry tripe, 25. Beef-steaks, two ways, 38. A loin of lamb, 51. Sausages, 113. Cold veal, 114. To make fry'd toasts, 166. To fry carp, 167. Tench, 168. Herrings, 174. To fry eels, 179. Chardoons fry'd and butter'd, 190. To fry artichokes, 191. Potatoes, 193. Eggs as round as balls, 201. Fry'd celery, 205. Cauliflowers fry'd, 206. Fry'd smelts, 213.
- FURMITY**, how to make, 154.
- G.**
- GARDEN**, directions concerning garden things, 11. The produce of the kitchen and fruit garden, in different seasons of the year, 325, 328.
- GIAM**, how to make raspberry giam, 286.
- GERRINS**, how to pickle, 162.
- GIBLETS**, how to stew, 83. Another way to stew giblets, 84. How to make a giblet pye, 137.
- GINGERBREAD** cakes, how to make, 273. How to make gingerbread, 274.
- GOLD LACE**, how to clear, 365.
- GOLDEN-PIPPINS**, how to pickle, 268.
- GOOD-WETTS**, how to chuse, 322.
- GOOSE**, how to roast, 5, 6, 81. A mock goose, how prepared, 3. Sauce for a goose, 5. Sauce for a boiled goose, 9. How to dress a goose with onions, or cabbage, 81. To dress a green goose, 82. To dry a goose, *ib.* To dress a goose in ragoo, *ib.* A goose a la mode, 83. To make a goose pye, 140. To make a pudding with the blood of a goose, 250. How to chuse a tame, wild, or bran goose, 321.
- GOOSEBERRY**, how to make a gooseberry fool, 153. A gooseberry pye, 225. How to make it red, *ib.* Custards good with it, *ib.* Gooseberry cream, 285. Gooseberry wine, 292. How to preserve gooseberries whole without stoning, 305. How to keep green gooseberries till Christmas, 301. To keep red gooseberries,

I N D E X.

311. How to make gooseberry wafers, 348.
- GRAILING**, a fish, to chuse, 324.
- GRAPES**, how to pickle, 267.
- GRATEFUL**, how to make a grateful pudding, 213.
- GRAVY**, how to make good and cheap gravy, Pref. iii. How to draw mutton, or beef, or veal gravy, 18. To make gravy for a turkey, or any sort of fowl, ib. Another direction to make gravy 19. To make gravy for soups, &c. ib. To make gravy for white sauce, 121. Gravy for a turkey, fowl, or ragoo, ib. Gravy for a fowl when you have no meat nor gravy ready made, ib. Mutton or veal gravy, 122. Strong fish gravy, ib. A good gravy soup, 123, 243. Good brown gravy, 189.
- GREENS**, directions for dressing, 15.
- GREEN-GAGES**, how to candy, 333.
- GRILL**, how to grill shrimps, 193.
- GRUEL**, how to make water-gruel, 237.
- GULL**, how to chuse, 322.
- H.
- HADDOCKS**, how to broil, 172. To broil haddocks when they are in high season, 176. How to dress Scotch haddocks, 178. Haddocks after the Spanish way, 341. Minced haddock, after the Dutch way, ib. To dress haddocks the Jews way, ib.
- HAGGAS**, Scotch, to make, 376. To make it sweet with fruit, ib.
- HAM**, the absurdity of making the essence of ham; a sauce to one dish, Pref. ii. How to boil a ham, 8. To dress a ham a la braise, 59. To roast a ham or gammon, 60. To make essence of ham, 102, 104. To make a ham-pye, 136. Veal hams, 257. Beef hams, ib. Mutton hams, 258. Pork hams, ib. To chuse Westphalia hams, 319, 320. Farther directions as to pickling hams, 339.
- HAMBURGH** sausages, how to make, 370. A turkey stuffed after the Hamburg way, ib.
- HARD** dumplings, how to make, two ways, 221.
- HAIR** to preserve and make it grow thick, 382.
- HARE**, to roast a hare, 6, 13, 97. Different sorts of sauce for a hare, 7. To keep hares sweet, or make them fresh when they stink, 10. To dress a jugged hare, 97. To scare a hare, ib. To stew a hare, 98. A hare civet, ib. To chuse a hare, 323.
- HARRICO** of French beans, how to make, 246.
- HARTSHORN** jelly, to make, 285. To make a hartshorn flummery, two ways, 287.
- HASH**, how to hash a calf's head, 26. A calf's head white, 27. A mutton hash, 47. To hash cold mutton, 115. Mutton like venison, ib.
- HASTY** pudding, how to make a flour hasty pudding, 154. An oat-meal hasty pudding, 155. A fine hasty pudding, ib. Hasty fritters, 156.
- HEARTBURN**, a powder for, 383.
- HEATH-POULTS**, to chuse, 322. To chuse heathcock and hen, ib.
- HEDGE-HOG**, how to make, three ways, 164, 165, 288.
- HEN**, how to chuse, 321.
- HERRINGS**, how to broil, 174. To fry herrings, ib. To dress herrings and cabbage, ib. A herring pye, 227. To pickle or bake herrings, 229. To chuse herrings, 324. Pickled and red her-

I N D E X.

- herrings, 325. Dried herrings, how to dress, 380.
- HODGE-PODGE**, how to make, 127.
- HOGS** feet and ears, how to ragoo, 25. Hogs ears forced, 107. Almond hogs puddings, three ways, 248, 249. Hogs puddings with currants, 249. The several parts of a hog, 317. Parts of a bacon hog, 318.
- HONEY-COMB**, how to make a lemoned honey comb, 352.
- HYSTERICAL WATER**, to make, 314
- I.
- JANUARY**, fruits then lasting, 325.
- ICE**, how to ice a great cake, 272. To make ice cream, 332.
- JELLY**, how to make ifinglass jelly, 238. Jelly of cream, 282. Hartshorn jelly, 285. A ribband jelly, *ib.* Calves feet jelly, 286. Currant jelly, *ib.* A turkey, &c. in jelly, 333.
- INDIA** pickle, how to make, 334.
- IPSWICH**, how to make an Ipswich almond pudding, 216.
- IRON-MOLDS**, how to take out of linen, 334. How to keep iron from rusting, 366.
- ISINGLASS** jelly, how to make, 238.
- ISLAND**, how to make the floating-island, 290.
- ITALIAN**, how to make an Italian pudding, 211.
- JUGG**, to dress a jugg'd hare, 97.
- JULY**, the product of the kitchen and fruit garden this month, 326
- JUMBALLS**, how to make, 109.
- JUNE**, the product of kitchen and fruit garden this month, 326.
- K.
- KICKSHAWS**, how to make, 163.
- KIDNEY-BEANS**. See **BEANS**.
- KNOTS**, a fish, how to chuse, 322.
- L.
- LACE**, gold or silver, how to clean, 365.
- LAMB**, how to roast, 2. To boil house lamb, 8. To roast-house-lamb, 13. How to fricasey lamb, 34. To fricasey lamb-stones and sweetbreads, 26. To dress a lamb's head, 28. To force a leg of lamb, 31. To boil a leg of lamb, *ib.* How to bake lamb and rice, 50. A forced leg of lamb, *ib.* To fry a loin of lamb, 51. Another way of frying a neck or loin of lamb, *ib.* A ragoo of lamb, 52. To stew a lamb's head, *ib.* To make a very fine sweet lamb pye, 134. The several parts of house lamb, 317. Proper seasons for house and grass lamb, *ib.* How to chuse lamb, 318.
- LAMPREYS**, how to dress, 179. To fry lampreys, *ib.* To pot lampreys, 231.
- LARKS**, sauce for, 5. Directions for roasting larks, 14. How to dress larks pear fashion, 96. To chuse larks, 322.
- LEMON** sauce for boiled fowl, how to make, 69. To make lemon tarts, 145. To pickle lemons, 266. To make lemon cheese-cakes, two ways, 279. To make lemon cream, two ways, 281. How to keep lemons, two ways, 311. To make a lemoned honey-comb, 352. A lemon tower or pudding, 357. To make the clear lemon cream, *ib.*
- LETTUCE-STALKS**, to dry them, 344.
- LEVERET**, how to chuse, 324.
- LIMES**, how to pickle, 269.
- LING**, how to chuse, 324.
- LINEN**, how to take iron molds out of, 334.
- LIP-SALVE**, a fine one, 383.
- LIVERS**, how to dress livers with mushroom sauce, 69. A ragoo of

I N D E X:

- of livers, 111. A liver pudding boiled, 245.
- LOAF**, how to make buttered loaves, 191. To make a boiled loaf, 215.
- LOBSTERS**, how to butter lobsters, two ways, 185. How to roast lobsters, 186. To make a lobster pye, 228. To pot a lobster, 230. To chuse lobsters, 325.
- M.
- MACKERONS**, how to make, 276.
- MACKREL**, how to boil, 172. To broil mackrel whole, 74. To pickle or bake mackrel to keep all the year, 229. To fouse mackrel, 230. To pickle mackrel, called caveach, 259. To chuse mackrel, 324. Mackrel dressed the Italian way, 343. The way of curing mackrel, 381. To dress cured mackrel, ib.
- MAD-DOG**, two cures for the bite of, 328, 329.
- MADE-DISHES**, 21, 103. Rules to be observed in all made-dishes, 102. A pretty made-dish, 162.
- MADLIN-CAKES**, how to make, 276.
- MAID**, directions to the housemaid, 330.
- MARCH**, fruits then lasting, 325.
- MARLE**, a fish, how to chuse, 322.
- MARMALADE** of oranges, how to make, 301. To make white marmalade, ib. Red marmalade, 302. Marmalade of eggs the Jews way, 345. Marmalade of cherries, 353. Of quince white, 354.
- MARROW**, how to make a marrow pudding, 131.
- MAY**, the product of the kitchen and fruit garden this month, 326.
- MEAD**, how to make, 353. To make white mead, 374.
- MEAT**, how to keep meat hot, 14. To prevent its sticking to the bottom of the pot, 48. To preserve salt meat, 339.
- MILK**, how to make rice milk, 153. Artificial asses milk, 239. Cows milk next to asses milk, ib. To make milk water, 316, 373. Milk soop the Dutch way, 342.
- MILLET** pudding, to make, 209.
- MINCE-PIES**, the best way to make them, 142. To make Lent mince-pies, 228.
- MINT**, how to distil mint, 314.
- MOONSHINE**, how to make, 289.
- MUFFINS**, how to make, 298.
- MULBERRIES**, how to make a pudding of, 220.
- MUSHROOMS**, how to make mushroom sauce for white fowls of all sorts, 67. For white fowls boiled, ib. To make a white fricasey of mushrooms, 191. To ragoo mushrooms, 198. To pickle mushrooms for the sea, 241. To make mushroom powder, 242. To keep mushrooms without pickle, ib. To pickle mushrooms white, 266. To make pickle for mushrooms, ib. 312. To raise mushrooms, 372.
- MUSSEL**, how to make mussel soop, 149. To stew or dress mussels, three ways, 187. To make a mussel pye, 228. To pickle mussels, 269.
- MUTTON**, how to roast mutton, 2, 12. The saddle and chine of mutton, what, 2. The time required for roasting the several pieces of mutton, 12. To roast mutton venison fashion, 10. To draw mutton gravy, 18. To ragoo a leg of mutton, 22. To collar a breast of mutton, 31. Another way to dress a breast of mutton, ib. To dress a leg of mutton a la royale, 44. A leg of mutton a la hautgout, ib. To roast

roast a leg of mutton with oysters, 45. To roast a leg of mutton with cockles, *ib.* A shoulder of mutton in epigram, *ib.* A harrico of mutton, *ib.* To French a hind saddle of mutton, *ib.* Another French way call'd, St. Menchout, 46. To make a mutton hash, 47. A second way to roast a leg of mutton, with oysters, *ib.* To dress a leg of mutton to eat like venison, 48. To dress mutton the Turkish way, *ib.* A shoulder of mutton with a ragoo of turnips, *ib.* To stuff a leg or shoulder of mutton, 49. Baked mutton chops, 50. To boil a leg of mutton like venison, 65. Mutton chops in disguise, 73. Mutton kebob'd, 100. To dress a neck of mutton call'd the hasty dish, *ib.* To hash cold mutton, 115. To hash mutton like venison, *ib.* To make mutton gravy, 122. Mutton broth, 126. Mutton pye, 136. Mutton broth for the sick, 233. To make it for very weak people, *ib.* To make mutton hams, 258. How to chuse mutton, 318.

N.

NECTARINES, how to pickle, 265.

NORFOLK dumplings, how to make, 221.

NORTH, lady, her way of jarring cherries, 300.

NOVEMBER, the product of the kitchen and fruit garden this month, 328.

NUNS-CAKE, how to make, 273.

O.

OAT-pudding, how to bake, 130, 245. Oatmeal hasty-pudding, how to make, 155. Oatmeal pudding, 206, 245. Oatmeal

flummery, 287. Oat-cakes, 298.

OCTOBER, the product of the kitchen and fruit garden this month, 327.

OLIVE, how to make an olive pye, 135.

ONIONS, how to make a ragoo of onions, 110. An onion soup, 148. An onion pye, 224. To pickle onions, 265, 312. To make onion soup the Spanish way, 342.

ORANGE, how to make orange tarts, 145. Orange fool, 153. Orange puddings four ways, 207, 208. An orangeado pye, 224. Orange butter, 280. Orange cream, 282. Orange wine, 291. To make orange wine with raisins, *ib.* Orange marmalade, 301, 355. How to preserve oranges whole, 302. To make orange wafers, 351. Orange cakes, *ib.* Orange loaves, 346. Orange biscuits, 364.

ORTOLANS, how to dress, 96.

OVEN for baking, how to be built, 300.

Ox, how to bake an ox's head, 20. To stew ox palates, 22. To fricasey ox palates, 43. To roast ox palates, *ib.* To pickle ox palates, 108. Ox palates baked, 118. How to make gravy of ox kidneys, 121. Ox cheek pye, 139.

OXFORD, how to make an Oxford pudding, 133.

OYSTERS, how to make a ragoo of, 110. To make mock oyster sauce, either for turkies or fowls boil'd, 67. To make an oyster soup, 150. Oyster sauce, 171. To make collops of oysters, 186. To ragoo oysters, 188. To make oyster loaves, 195. How to pickle oysters, 269.

P.

P.

PACO-LILLA, or Indian pickle; how to make, 377.
PAIN PERDU, how to make, 163.
PANADA, how to make, 320.
PANCAKES, how to make, 159. To make fine pancakes, four ways, 160. Rice pancakes, 161.
PARSLEY, how to distil, 314.
PARSNIPS, how to dress, 16. How to stew, 195. To mash, ib.
PARTRIDGE, sauce for partridge. 15. Directions for mashing partridges, 14, 91. To boil partridges, 91. To dress partridges a la braise 92. To make partridge pains, ib. The French way of dressing partridges, 103. Another way to boil partridges, 235. How to chuse a partridge, cock or hen, 322.
PASTIE, how to make little pasties, 117. To make petit pasties for garnishing of dishes, ib. How to make venison patty, 140. To make patty of a loin of mutton, 141.
PEACHES, to pickle, 263. How to make syrup of peach blossoms, 304. How to preserve peaches two ways, 307. How to dry peaches, 347.
PEARL, to make iugar of pearl, 346.
PEARS, how to stew, 161. To stew pears in a saucepan, 162. To stew pears purple, ib. How to make pear pudding, 220. Pear pye, 225. To keep pear plumbs for tarts or pies, 311. How to dry pears without sugar, 344. To dry pear plumbs, 359.
PEASE, how to stew pease and lettuce, 111. How to make a green pease soup, 124. A white pease soup, two ways, 125. How to make pease soup for a fast dinner, 146.

To make a green pease soup for ditto, two ways, 147. How to make pease porridge, 152. To dress pease Françoise, 203. Green pease with cream, 204. To make pease pudding, 246. To keep green pease till Christmas, 310, 376. Another way to preserve green pease, ib. To stew green pease the Jews way, 341. A Spanish pease soup, 342. Another way to dress pease, 343.
PELLOW, how to make it the Indian way, 101. Another way to make a pellow, 102.
PENNY ROYAL, how to distil, 311.
PEPPER cakes, how to make, 274.
PHEASANTS may be larded, 11. To roast pheasants, 93. To stew pheasants, ib. To dress a pheasant a la braise, 94. To boil a pheasant, ib. To chuse a cock or hen pheasant, 322. To chuse pheasant poults, ib.
PICKLE, to pickle ox palates, 108. To pickle pork, 256. A pickle for pork which is to be eat soon, 257. To pickle mackrel, called caveach, 259. To pickle walnuts green, 60. To pickle walnuts white, ib. To pickle walnuts black, 261. To pickle gerkins, 262. To pickle large cucumbers in slices, ib. To pickle asparagus, 263. To pickle peaches, ib. To pickle raddish pods, 264. To pickle French beans, ib. To pickle cauliflowers, ibid. To pickle beet-root, 365. To pickle white plumbs, ib. To pickle nectarines and apricots, ibid. To pickle onions, ib. To pickle lemons, 266. To pickle mushrooms white, ibid. To make pickle for mushrooms, ib. To pickle codlings, 267. To pickle

pickled red currants, *ib.* To pickled fennel, *ib.* To pickled grapes, *ib.* To pickled barberries, 268. To pickled red cabbage, *ib.* To pickled golden pippins, *ib.* To pickled stertion buds and limes, 269. To pickled oysters, cockles, and mussels, *ib.* To pickled young suckers, or young artichokes, *ib.* To pickled artichoke bottoms, 270. To pickled samphire, *ib.* To pickled elder shoots in imitation of bamboo, *ib.* Rules to be observed in pickling, 271. To pickled smelts, 308. Further directions in pickling, 339. To make a pickle for fine purple cabbage, 372. To make pacolilla, or Indian pickle, 377. To pickled a buttock of beef, 382.

PIDGEONS, directions for roasting pigeons, 6, 8, 14. To broil pigeons, 6. To make a fricasee of pigeons, 25. To boil pigeons, 85. To a la daube pigeons, *ibid.* Pigeons on poir, 86. Pigeons stoved, *ib.* Pigeons sur tout, *ib.* Pigeons in compote, with white sauce, 87. To make a French papton of pigeons, *ib.* Pigeons boiled with rice, *ibid.* Pigeons transmogrified, 88. Pigeons in fricandos, *ib.* To roast pigeons with a farce, *ib.* To dress pigeons a soleil, 89. Pigeons in a hole, *ib.* Pigeons in pimlico, *ib.* To jug pigeons, *ib.* To stew pigeons, 90. To dress cold pigeons, 114. To make a pigeon pye, 137. To boil pigeons for the sick, 235. To pot pigeons, 251. To chuse pigeons, 322. To fricasee

pigeons the Italian way, 369. **PIES**, how to make a very fine sweet lamb or veal pye, 134. To make a pretty sweet lamb or veal pye, *ib.* A savory veal pye, *ib.* A savory lamb or veal pye, 135. A calf's-foot pye, *ib.* An olive pye, *ib.* How to season an egg pye, 136. To make a mutton pye, *ib.* To make a beef steak pye, *ibid.* To make a ham pye, *ib.* How to make a pigeon pye, 137. To make a giblet pye, *ib.* To make a duck pye, *ib.* To make a chicken pye, 138. To make a Cheshire pork pye, *ib.* A Devonshire squab pye, *ib.* An ox-check pye, *ibid.* A Shropshire pye, *ib.* A Yorkshire Christmas pye, *ibid.* A goose pye, 140. A calf-head pye, 141. The best way to make mince pies, 142. To make crusts for great pies, 145. To make an artichoke pye, 223. A sweet egg pye, *ib.* A potatoe pye, 224. An onion pye, *ib.* An orangeado pye, *ib.* A skirret pye, *ib.* An apple pye, 225. A cherry pye, *ib.* A plumb pye, *ib.* A gooseberry pye, *ib.* A salt fish pye, *ibid.* A carp pye, 226. A foal pye, *ibid.* An eel pye, 227. A herring pye, *ib.* A salmon pye, *ibid.* A lobster pye, 228. A mussel pye, *ibid.* To make Lent mince pies, *ib.* A fowl pye, 246. A Cheshire pork pye for sea, 247. To make fish pies the Spanish way, 345.

PIG, how to roast, 3, 13. Sauce for a roasted pig, *ib.* Different sorts of sauce for pig, 4. To roast the hind quarter of a pig
lamb

- lamb fashion, *ib.* How to bake a pig, *ib.* To dress pigs petty-toes, 47. Various ways of dressing a pig, 60, 61. A pig in jelly, 62. A pig the French way, *ib.* A pig au pere-douillet, *ib.* A pig matelote, 63. A pig like a fat lamb, *ib.* To dress a pig with the hair on, *ib.* A pig with the skin on, 64. How to collar a pig, 254.
- PIKE**, how to dress a pike, 120, 75. To pot a pike, 231. To chuse pike, 324.
- PIPPINS** whole, how to stew, 162. How to preserve pippins in jelly, 349. To preserve pippins in slices, 361.
- PITH**, to make a pithpudding, 130.
- PLAGUE**, to make plague water, 315. A receipt against the plague, 329.
- PLAISE**, to boil plaise, 235. How to chuse plaise, 325.
- PLOVERS**, to dress them several ways, 96. To chuse plovers, 322.
- PLUMB**, to make plumb porridge for Christmas, 122. A boiled plumb pudding, 131. Plumb porridge, 154. Plumb gruel, *ib.* A white pear plumb pudding, 218, 220. To pickle white plumbs, 265. To make little plumb cakes, 278. To preserve the large green plumbs, 307. To keep pear plumbs for tarts or pies, 311. To dry plumbs, 346. How to preserve plumbs green, 354. To preserve white pear plumbs, 358.
- POCKET-SOOP**, how to make, 127.
- POPPY**water cordial, how to make, 374.
- PORK**, how to roast the different pieces of, 3. 12. Gravy or sauces for pork, 3. To boil pickled pork, 20. To stuff a chine of pork, 60. To dress loin of pork with onions, 101. To preserve or pickle pigs feet and ears, 108. A Cheshire pork pye, 138. Pork broth, 234. Pork pudding, 244. A Cheshire pork pye for sea, 247. To pickle pork, 256. Pork which is to be eaten soon, 257. Pork hams, 258. The season for pork, 318. To chuse pork, 319.
- PORRIDGE**, how to make plumb porridge for Christmas, 122. Pease porridge, 152. Plumb porridge or barley gruel, 154.
- PORTABLE**soop, how to make, 128.
- PORTUGAL**cakes, how to make, 274.
- POSSET**, how to make a sack posset, three ways, 155.
- POTATOES**, several ways of dressing potatoes, 16. To make potatoe cakes, 192. Potatoe pudding, several ways, 193, 206, 207. Potatoes like a collar of veal or mutton, 193. To broil potatoes, *ib.* To fry potatoes, *ib.* Mash'd potatoes, *ib.* A potatoe pye, 224.
- POT**, how to pot a lobster, 230. Eels, 231. Lampreys, *ib.* Charrs, *ib.* A pike, *ib.* Salmon, two ways, 232. Pigeons, 251. A cold tongue, beef, or venison, 252. Venison, *ib.* A tongue, *ib.* A fine way to pot a tongue, 253. To pot beef like venison, *ib.* Cheshire cheese, 254. To save potted birds, 259.
- POTTAGE**, brown, how to make, 374. To make white barley pottage with a chicken in the middle, 375.
- POULTRY**, directions concerning roasting poultry, 14. Seasons for different kinds of poultry, 320, 321. How to chuse poultry, 321.

POWDER,

I N D E X.

pig, *ib.* The hind quarter of a pig lamb fashion, 4. Geese, turkies, &c. 5, 6, 13. Woodcocks and snipes, 6, 14. A hare, 6, 13. To roast venison, 10. Mutton venison fashion, *ib.* To roast a tongue or udder, 11. Rabbits, *ib.* To roast a rabbit hare fashion, *ib.* To roast a fowl pheasant fashion, *ib.* Fowl, 14. Tame and wild ducks, teals, wigeons, woodcocks, snipes, partridges, and larks, *ib.* To roast a turkey the genteel way, 32. Ox-palates, 43. A leg of mutton with oysters, 45. A leg of mutton with cockles, *ib.* A pig with the hair on, 63. A pig with the skin on, 64. To roast tripe, 66. A turkey, *ib.* To roast a fowl with chesnuts, 72. Chickens roasted with forcemeat and cucumbers, 74. Directions for roasting a goose, 81. A green goose, 82. To roast pigeons, 84. To roast pigeons with a farce, 88. To roast a calf's liver, 91. Partridges, *ib.* Pheasants, 93. Snipes or woodcocks, 94. To roast a cod's head, 168. A piece of fresh sturgeon, 180. A fillet or collar of sturgeon, 181. To roast lobsters, 185.

Roots, directions for dressing them, 13.

Roses, how to make conserve of red roses, 303. To make syrup of roses, *ib.* To distil red rosebuds, 314.

Royal fritters, how to make, 157.

Ruffs and **R**eifs, Lincolnshire birds, how to dress, 96. To chuse ruffs, 322.

S.

Sack posset, how to make, three ways, 155. To make sack cream like butter, 361.

Saffron cake, how to make, 273.

Sago pudding, how to make, 209. To boil sago, 237.

Salamongundy, how to make, three ways, 116, 117. To make salamongundy for a middle dish at supper, 103.

Sallad, how to dress brockely in sallad, 192. To raise a sallad in two hours at the fire, 313.

Salmon, how to broil, 171, 173. To dress a jole of pickled salmon, *ib.* To bake salmon, *ib.* To dress salmon au court Bouillon, 177. Salmon a la braise, *ib.* Salmon in cases, 178. To make a salmon pye, 227. To collar salmon, 228, 255. To chuse salmon, 324. Pickled salmon, 325. The Jews way of preserving salmon, 278. Dried salmon, how to dress, 380.

Sallop, how to boil, 237.

Samphire, how to pickle, 270.

Salt, what kind best for preserving meat or butter, 330.

Sattins, white or flowered silks, with gold and silver in them, how to clean, 366.

Sauce, how to make a rich and cheap sauce, Pref. ii. How to make different sorts of sauce for a pig, 4. Sauce for a goose, 5. A turkey, *ib.* Fowls, *ib.* Ducks, *ib.* Pheasants and Partridges, *ib.* Larks, *ib.* Different sorts of sauce for a hare, 7. Directions concerning the sauce for steaks, 8. Sauce for a boiled turkey, 9. A boiled goose, *ib.* Boiled ducks or rabbits, *ib.* Different sorts of sauce for venison, 10. Oyster sauce either for turkies or fowls boiled, 67. Mushroom sauce for white fowls of all sorts, *ib.* Mushroom sauce for white fowls boiled, *ib.* Celery

I N D E X.

- sauce either for roasted or boiled fowls, turkies, partridges, or any other game, *ib.* Brown celery sauce, *ib.* Egg sauce for roasted chickens, *ib.* Shalot sauce for roasted fowls, *ib.* Shalot sauce for a scrag of mutton boiled, 69. To dress livers with mushroom sauce, *ib.* To make a pretty little sauce, *ib.* Lemon sauce for boiled fowls, *ib.* Sauce for a brace of partridges, pheasants, or any thing you please, 106. Fish sauce with lobster, 118. Shrimp sauce, 119. Oyster sauce, *ib.* Anchovy sauce, *ib.* Gravy for white sauce, 121. Fish sauce to keep the whole year, 241.
- SAUSAGES**, how to fry, 113. To make fine sausages, 250. Common sausages, 251. Bologna sausages, *ib.* Hamburgh sausages, 370. Sausages after the German way, *ib.*
- SAVOYS** forced and stewed, how to dress, 113.
- SCARE**, how to scare a hare, 97.
- SCATE**, how to make a scate soup, 150. To crimp scate, 182. To fricasey scate white, *ib.* To fricasey it brown, *ib.* To chuse scate, 324.
- SCOLLOPS**, how to stew, 187.
- SCOTCH**, how to dress Scotch collops, 21. To dress white Scotch collops, *ib.* Scotch collops a la François, 55. Scotch collops larded, 56. To do them white, *ib.* Scotch chickens, 77. Scotch harley broth, 126. To make a Scotch rabbit, 190. The Scotch way to make a pudding with the blood of a goose, 250. To make a Scotch haggas, 376. To make it sweet with fruit, *ib.*
- SEED CAKE**, how to make, 272, 273.
- CELERY-SAUCE**, how to make, for roasted or boiled fowls, turkies, partridges, or any other game, 67. To make brown celery sauce, 68. To ragoo celery, 198. Fry'd celery, 205, celery with cream, 206.
- SEPTEMBER**, the product of the kitchen and fruit garden this month, 327.
- SUET**, to make a boiled suet pudding, 131. Suet dumplings, 133.
- SHAD**, how to chuse, 324.
- SHALOT**, to make shalot sauce for roasted fowls, 68. For a scrag of mutton boiled, 69.
- SHEEP**, to bake a sheep's head, 28. To dress sheeps rumps with rice, 49. The different parts of a sheep, 317.
- SHREWSBURY-CAKES**, how to make, 276.
- SHRIMP** sauce, how to make, 119. To broil shrimps, 171. To stew shrimps, 186. To grill shrimps, 193. To dress butter'd shrimps, 194. To chuse shrimps, 325.
- SHROPSHIRE** pye, to make, 139.
- SILKS**, directions for them, 233.
- SILKS**, how to clean, 366. See **SATTIN**.
- SILVER-LACE**, how to clean, 365.
- SKIRRET**, to make skirret fritters, 157. To fricasey skirrets, 189. To make a skirret pye, 224.
- SLIP-COAT** cheese, to make, 373.
- SMELTS**, how to pickle, 308. To fry smelts, 213. To chuse smelts, 324.
- SNIPES**, how to roast, 14, 94. To dress snipes in a surlout, 95. To boil snipes, *ib.* To chuse snipes, 322.
- SNOW-BALLS**, Carolina, how to make, 383.
- SOALS**, how to fricasey soals white, 183.

